

# CHICAGO BEARS

1991  
MEDIA  
GUIDE

T. Sulek © '91

**OUR GREAT BEER  
SCORES EVERY TIME.**





## PRE-SEASON

Fri., July 26	BEARS ____	Dolphins ____	7:00 PM
Sat., Aug 3	BEARS ____	49ers ____	12:30 PM
Sun., Aug. 11	BEARS ____	Cardinals ____	7:00 PM
Sat., Aug. 17	BEARS ____	Raiders ____	3:00 PM
Sat., Aug. 30	BEARS ____	Bills ____	8:00 PM

## REGULAR SEASON

Sun., Sept. 1	BEARS ____	Vikings ____	3:00 PM
Sun., Sept. 8	BEARS ____	Buccaneers ____	Noon
Sun., Sept. 15	BEARS ____	Giants ____	Noon
Mon., Sept. 23	BEARS ____	Jets ____	8:00 PM
Sun., Sept. 29	BEARS ____	Bills ____	Noon
Sun., Oct. 6	BEARS ____	Redskins ____	Noon
Sun., Oct. 13	<i>*** Off Week ***</i>		
Thu., Oct. 17	BEARS ____	Packers ____	6:30 PM
Sun., Oct. 27	BEARS ____	Saints ____	Noon
Sun., Nov. 4	BEARS ____	Lions ____	Noon
Mon., Nov. 11	BEARS ____	Vikings ____	8:00 PM
Sun., Nov. 17	BEARS ____	Colts ____	Noon
Sun., Nov. 24	BEARS ____	Dolphins ____	Noon
Thu., Nov. 28	BEARS ____	Lions ____	11:30 AM
Sun., Dec. 8	BEARS ____	Packers ____	Noon
Sat., Dec. 15	BEARS ____	Buccaneers ____	11:30 AM
Mon., Dec. 23	BEARS ____	49ers ____	8:00 PM

\*Chicago time; home games in blue

**ON THE COVER:** The Bears have a rich tradition at middle linebacker. **Clyde "Bulldog" Turner** (66) started the legacy in a 13-year career from 1940-52. In 1954 **Bill George** (61) became the NFL's first true middle linebacker when he dropped off the line of scrimmage from his middle guard position. He held the job until **Dick Butkus** (51) was drafted out of Illinois in 1965. Butkus was a seven-time Pro Bowler, playing until 1973. **Mike Singletary** (50) has made eight trips to the Pro Bowl since joining the Bears as a second-round pick in 1980. *Painted by Tom Sulek in 1991.*



# TABLE OF CONTENTS

## BIOGRAPHIES

Club Directory .....	4
Front Office .....	5
Head Coach .....	16
Assistant Coaches .....	20
Veterans .....	26
1991 Draftees .....	96
Rookie Free Agents .....	107

## RESULTS

Pre-season .....	192
Year-by-year .....	193
Team-by-team .....	200

## PLAYOFFS

Playoff History Summary .....	208
Playoff Game Summaries .....	209
Bears Ind. Playoff Records .....	221
Opp.'s Ind. Playoff Records .....	225

## 1990

Final Standings .....	115
Final Statistics .....	116
Regular Season Summaries .....	118
Playoff Summaries .....	126
Playoff Statistics .....	127
Records Set .....	128
Player of the Week / Month .....	129
Post-season Awards .....	129
Final Rankings .....	130
Surgeries .....	130

## 1991 / MISCELLANEOUS

Career Games and Starts .....	95
How the Bears were Built .....	111
Rosters .....	112
Career Stats of Active Bears .....	114
What to Look for in 1991 .....	227
Milestones Within Reach in 1991 .....	228
1991 NFL Pre-season .....	229
1991 NFL Schedule .....	230
Bears in the Pro Bowl .....	232
Bears in Overtime .....	233
Soldier Field .....	234
Training Camp .....	235
Halas Hall .....	235
Bears on Monday Night .....	236
Bears Television .....	237
Bears Radio .....	238
NFL Phone Numbers .....	239
Important Dates in 1991 .....	239
Media Information .....	240
1991 Schedule .....	241

## RECORDS

The Last Time .....	132
The Last Time by the Numbers .....	133
Bears Individual Game .....	134
Rookie Season .....	143
Opponents Individual Game .....	144
Soldier Field Bests .....	145
Bears Team Records .....	146
Career Leaders .....	157

## HISTORY

Historical Highlights .....	161
George Halas Bio .....	164
George Halas, Jr. Bio .....	165
Walter Payton Bio .....	165
Annual Leaders .....	166
100-yard Rushing Games .....	172
100-yard Receiving Games .....	174
300-yard Passing Games .....	176
Best Passing Seasons .....	176
Bears Hall of Famers .....	177
Recent Bear Drafts .....	180
All-time First Round Picks .....	182
Attendance .....	183
Honor Roll .....	184

**CREDITS:** The 1991 Media Guide was produced by the Chicago Bears public relations department using *Aldus Page-Maker*® and *Aldus FreeHand*® software. The publication was printed by LithoTech with film provided by DeeSigner Graphics. Photography by Bill Smith. Statistical assistance from Pat McGrath.





# INDEX

100-yard Receivers .....	174-175	Making the Team .....	94
100-yard Rushers .....	172-173	Man of the Year .....	83
300-yard Passers .....	176	Management Bios .....	5-9
1990 Final NFL Standings .....	115	Margin of Victory and Defeat .....	156
1990 Final Rankings .....	130	McBubbe .....	171
1990 Final Statistics .....	116-117	McCaskey, Ed .....	5
1990 Game Summaries .....	118-125	McCaskey, Mike .....	6
1990 Long Opponent Rushes .....	68	Media Information .....	240
1990 Plays of the Week / Month .....	129	Middle Linebackers .....	82
1990 Playoff Statistics .....	127	Milestones within Reach .....	228
1990 Playoff Summaries .....	126	Monday Night Football .....	236
1990 Post-season Honors .....	129	NFL Important Dates .....	239
1990 Record Breakdown .....	231	NFL Phone Numbers .....	239
1990 Records Set .....	128	NFL Schedule .....	224 & 229-231
1991 Bears Schedule .....	1 & 241	Offensive Line Durability .....	33
1991 Milestones Within Reach .....	228	Opponent Individual Records .....	144-145
1991 NFL Pre-season schedule .....	229	Overtime History .....	233
1991 NFL Schedule .....	230-231	Payton, Walter .....	165
1991 What to Look For .....	227	Perry Rushing .....	74
All-time Assistant Coaches .....	20-21	Playoff Game Summaries .....	209-220
All-time Players .....	184-191	Playoff Individual Records .....	221-224
Annual Leaders .....	166-171	Playoff Opp. Individual Records .....	225-226
Assistant Coaches Bios .....	20-25	Playoff Results .....	208
Attendance .....	183	Playoff Schedule .....	224
Best Passing Seasons .....	176	Pre-season Results (1974-90) .....	192
Bubble .....	171	Pro Bowl Bears .....	232-233
Butler in the Clutch .....	233	Punters Under Ditka .....	36
Career Coaching Record .....	157	Radio .....	238
Career Games and Starts .....	95	Retired Numbers .....	181
Career Records .....	157-160	Road Hotels .....	240
Career Statistics of Active Bears .....	114	Rookie Records .....	143
Clinchings .....	208	Rookie Roster .....	113
Directory .....	4	Rushing by the Decade .....	198-199
Ditka, Mike .....	16-19	Shutouts .....	61
Domed Stadiums .....	78	Soldier Field .....	234
Draft Contributors .....	104	Staff Bios .....	10-15
Draftee Bios .....	96-106	Super Bowl Game Summary .....	211
Drafts (1981-90) .....	180-181	Super Bowl XX Players .....	46
Fight Song .....	13	Super Bowls (1992-96) .....	215
First Round Picks .....	182	Surgeries .....	130
Free Agent Bios .....	107-110	Team Records-Defense .....	151-156
Game Balls .....	31	Team Records-Offense .....	146-150
Halas Hall .....	235	Team-by-team Results .....	200-206
Halas, George .....	164	Team-by-team Summary .....	206-207
Halas, George Jr. .....	165	Television .....	236-237
Hall of Famers .....	177-179	Texas High Schoolers .....	66
Historical Highlight .....	161-163	Thanksgiving Day Games .....	150
Home Record .....	183	Time of Possession .....	155
Honor Roll .....	184-191	Tobin, Bill .....	7
How the Bears Were Built .....	111	Training Camp .....	235
Individual Records .....	134-142	Veteran Players Bios .....	26-94
Last Time .....	132	Veteran Roster .....	112
Last Time by the Numbers .....	133	What to Look for in 1991 .....	227
Longest Plays at Soldier Field .....	145	Year-by-year Results (1920-90) .....	193-199



# CLUB DIRECTORY

## HEADQUARTERS

Halas Hall  
250 N. Washington Road  
Lake Forest, IL 60045  
Phone: (708) 295-6600

## TICKET OFFICE

55 E. Jackson Blvd.  
Chicago, IL 60604  
Phone: (312) 663-5100

## SOLDIER FIELD

425 E. McFetridge  
Chicago, IL 60605  
Phone: (312) 294-2490

## OFFICERS

Chairman of the Board .....	Edward W. McCaskey
President and Chief Executive Officer .....	Michael B. McCaskey
Vice President .....	Timothy E. McCaskey
Secretary .....	Virginia H. McCaskey
Treasurer .....	Ted Phillips

## COACHING STAFF

Head Coach .....	Mike Ditka
Offensive Coordinator .....	Greg Landry
Defensive Coordinator .....	Vince Tobin
Offensive Line .....	Dick Stanfel
Running Backs .....	Johnny Roland
Wide Receivers .....	Vic Rapp
Special Teams/Tight Ends .....	Steve Kazor
Defensive Line .....	John Levrá
Linebackers .....	Dave McGinnis
Defensive Backs .....	Zaven Yarialian
Secretary .....	Mary Albright

## PLAYER PERSONNEL

VP, Player Personnel .....	Bill Tobin
Assistant Director .....	Rod Graves
Regional Scout .....	Charlie Mackey
Regional Scout .....	Jim Parmer
Regional Scout .....	Jeff Shiver
BLESTO Scout .....	Gary Smith
Pro Scout .....	Ken Geiger
Secretary .....	Sharon Harrison

## ADMINISTRATION

Director of Administration .....	Tim LeFevour
Dir. Community Involvement ...	Pat McCaskey
Dir. Information Systems .....	Greg Gershuny
Research & Quality Control .....	Jim LaRue
Skybox Manager .....	Caroline Guip
Stadium Assistant .....	Bryan Pett
Groundskeeper .....	Ken Mrock
Assistant Groundskeeper .....	John Berta
Asst. to the President .....	Eileen Nash
Computer Assistant .....	Colette Guip
Superintendent-Halas Hall .....	R.L. McMurrin
Receptionist .....	Louise Johnson
Assistant .....	Chris Ridge

## FINANCE

Director of Finance .....	Ted Phillips
Accounting Supervisor .....	Joan Zmrhal
Purchasing Agent .....	Max Swiatek
Accounting Assistant .....	Kendra Maher
Secretary .....	Sherrie Geisler

## MARKETING

Dir. Marketing/Communications ...	Ken Valdiserri
Assistant .....	Rob Lefko
Secretary .....	Denise Goff

## PUBLIC RELATIONS

Director of Public Relations .....	Bryan Harlan
Assistant Director .....	John Bostrom
Assistants .....	Doug Green, Barb Allen

## TICKETS

Ticket Manager .....	George McCaskey
Assistant Director .....	Betty Swanson
Clerk .....	Liz Smith
Secretary .....	Jean Jensen

## TRAINING AND CONDITIONING

Head Trainer .....	Fred Caito
Assistant .....	Brian McCaskey
Strength Coordinator .....	Clyde Emrich

## MEDICAL

Consulting Physicians .....	John Brna, Chris Pavlatos
Internists .....	Jay Munsell, David Schimel

## FILM/VIDEO

Director of Video Services ...	Mitch Friedman
Assistant Director .....	Dean Pope
Sideline .....	Bill Smith

## EQUIPMENT


Equipment Manager .....	Gary Haeger
Assistant .....	Tony Medlin





### EDWARD W. McCASKEY

Chairman of the Board



Ed McCaskey's name is virtually synonymous with the Chicago Bears and the National Football League.

Named the second Chairman of the board in the club's 70 year history on November 11, 1983, McCaskey succeeded team founder, George S. Halas. Prior to his current position McCaskey served 17 years as the team's Vice President and Treasurer.

McCaskey has been an executive with the Bears since 1967. His responsibilities include spearheading the club's civic activities and representing the team at the annual owners' meetings.

An entertaining speaker along with his warm and outgoing personality have made McCaskey a natural for community involvement programs. He served on the board of trustees of Rosary College and as a trustee for the Piccolo Children's Fund, the Illinois Chapter of the National Hemophilia Foundation, the Chicago Association for Retarded Citizens, and the Charlie Conacher Research Fund at the Toronto General Hospital. He was also a member of the board of directors for the Michigan Avenue National Bank, NFL Films, and the Central States Institute of Addiction before he stepped down from those duties in 1987.

McCaskey's numerous charitable and civic contributions on behalf of the Chicago Bears and the McCaskey family have been well documented. Ed served as the guiding force behind the Brian Piccolo Fund since its inception in 1970. He was chairman of the Piccolo committee until 1987—a period during which it generated nearly two million dollars for the Sloan Kettering Cancer Center in New York (as well as other cancer research charities) in memory of the former Bears running back. With this money, embryonal cell carcinoma, which was virtually 100 percent fatal when it took Piccolo's life in 1970, now has a 95 percent cure rate. McCaskey was a close friend of Piccolo and worked with Screen Gems in production of the popular movie "Brian's Song". He also was the liaison between the NFL owners and the Piccolo Golf Tournament.

McCaskey was in the music publishing business in New York and was associated with the late Jimmy Dorsey following a stint with the U.S. Army in WW II. McCaskey served with the 80th infantry in France—enlisting as a private and leaving with a Captain's rank. He was duly honored in the spring of 1988 when he received a Bronze Star Medal and Combat Infantry Badge acknowledging his satisfactory performance of duty while an infantry officer in active ground combat.

Since moving to Chicago in 1949, McCaskey has been a merchandising manager for the National Retail Tea and Coffee Association; Executive Vice President of Merchandise Services, Inc.; an account executive for E.F. McDonald Co.; and Vice President and Treasurer with the Bears.

Born April 27, 1919, in Philadelphia, McCaskey sang with dance bands for three years before enrolling at the University of Pennsylvania in 1940. While at Penn he was elected class president and also continued a singing career. McCaskey played offensive tackle at Lancaster Catholic High in Pennsylvania.

McCaskey and his wife Virginia reside in Des Plaines. They have 11 children and 18 grandchildren.

### CHICAGO BEARS BOARD OF DIRECTORS

Edward W. McCaskey (Chairman)  
Virginia McCaskey  
Michael B. McCaskey

Walter Payton  
Patrick G. Ryan  
Andrew McKenna



### MICHAEL B. McCASKEY

President and Chief Executive Officer

In the fall of 1983, when Michael B. McCaskey was introduced to the media as the new President of the Chicago Bears, he stated his goals to be that "the Bears, year after year, be one of the best teams in football and that means winning the Super Bowl any number of times and always reaching for that."

Seven seasons later, let the record show that under McCaskey's leadership the Bears have been among the premier teams in the NFL. The Bears have the second best record in the NFL in that period, have won six division titles and one Super Bowl. Chicago made three appearances in the NFC Championship game since 1984, and captured the nation's attention in 1985 by posting an 18-1 record including a 46-10 victory over New England in Super Bowl XX. McCaskey received the highest honor bestowed on a football executive following the '85 season when his peers voted him the *The Sporting News* NFL Executive of the Year.

McCaskey brought an appealing mix of a strong business background and football bloodlines when he was tabbed the third president in club history on November 11, 1983. His impressive educational and business resume includes a PhD in business and ten years as a business professor and consultant. McCaskey's background has been invaluable in an era when NFL owners need to battle financial burdens with shrewd resourcefulness.

The Michael McCaskey era—or the second half of the 1980s—was a period in which the Chicago Bears organization took great strides both on and off the field. Besides overseeing a club that has won more than 65% of its games, McCaskey's primary off-field emphasis is on finding a new stadium for the Bears in the coming years. In the meantime he added 56 new skyboxes on the southern rim of Soldier Field in 1988 including Bear Den, a year-round meeting facility. In 1989, McCaskey created the first full-time marketing department in club history to capitalize on the team's on-the-field success. The marketing department now produces and sells non-network pre-season games and the club's weekly television show, *Chicago Bears Weekly*. The Bears' computer system, instituted by McCaskey upon his arrival, is constantly being expanded and upgraded.

The NFL has also utilized McCaskey's strong business acumen. McCaskey has served on the league's Long Range Planning Committee since 1985, and during the 1989 season he was appointed to the Finance Committee. The recommendations and input from those two committees are vital to the league's continued success and fiscal well being.

McCaskey was indoctrinated to pro football as a youngster, spending fall weekends at Wrigley Field watching his grandfather, George S. Halas, coach the Bears. His two predecessors in the club presidency were Halas, the founder of professional football and the Chicago Bears and Michael's uncle, the late George S. Halas, Jr. Along with his 10 brothers and sisters, McCaskey spent fall weekends at Wrigley Field watching the Bears, and summers in rural Indiana working at the club's training camp as a ball boy. McCaskey's interest in the game flourished as he enjoyed a playing career at Notre Dame High School in Niles and at Yale University, where he was a two-year letterman at wide receiver.

Following graduation in 1965, McCaskey spent two years with the Peace Corps teaching in Ethiopia. He then earned a doctorate in business at Case Western Reserve University before teaching at UCLA and the Harvard Business School. He started a consulting company with his wife Nancy and authored a book, *The Executive Challenge: Managing Change and Ambiguity* before joining the Bears.

McCaskey was born on December 11, 1943. The McCaskeys have two children: John Piersol (6/5/84) and Kathryn Cahill (5/11/89) and reside in Winnetka, IL.





### BILL TOBIN

#### Vice President of Player Personnel



Bill Tobin has been labeled by some football experts as the "best personnel director in pro football." A look at Tobin's record certainly supports that claim.

Tobin has been part of the Bears personnel staff since 1975 and has been in charge of the department since 1984. In the 17 years of his participation, all 19 of the club's top draft picks have been productive players and 13 are still active in the NFL. Although a couple careers were shortened prematurely due to injury, nine of the Bear first-rounders have made the Pro Bowl. Overall, 14 Bear draft choices and two free agents since 1980 have made the Pro Bowl. From the selection of Walter Payton in 1975 to last year's Rookie of the Year, Mark Carrier, Tobin has been part of a scouting record unmatched in the NFL.

The Bears roster has been built almost exclusively through the draft. Thirty-eight of the club's returning 49 players were Bear draftees, ten were free agents, while just one, Eric Kumerow, was obtained through trade. The Bears have active players from the last 11 drafts dating back to the top two picks in 1981—Keith Van Horn and Mike Singletary. Twenty current Bear players have come from the last three drafts.


Tobin was given the title of Vice President by Michael McCaskey following the 1986 season in recognition of his significant contribution to the team's success. In this vital role, Tobin is the team's primary contact regarding all personnel matters, conducts the annual college draft, and monitors the NFL waiver wires in hopes of upgrading the team through the free agent route. Tobin's staff consists of four regional college scouts and a pro scout. He also uses the BLESTO scouting combine which contributes to his evaluation of college prospects. Tobin's idea to sign first-round pick Mark Carrier during the 1990 draft created a league-wide emphasis on signing first-rounders prior to training camp.

A native Missourian, Tobin, 50, joined the Bears as Director of Pro Scouting in 1975 and held that post until being promoted to Director of Player Personnel in 1984. Part of Tobin's duties include travelling to approximately 60 schools each year to scout prospects first-hand.

Prior to joining the Bears, Tobin spent four years with the Packers—two as a regional scout (1971-72) and two as Director of Pro Scouting (1973-74). Working under his college coach, Dan Devine, Tobin assisted in drafting four Rookies of the Year: John Brockington, Chester Marcol, Willie Buchanan, and Don Woods. Before entering the pro ranks, Tobin was offensive coordinator and backfield coach at Central Connecticut State College from 1968-70.

Tobin had a successful playing career at both the collegiate and professional level. A star running back at the University of Missouri from 1959-62, Tobin was MVP of the 1962 Bluebonnet Bowl after leading the Tigers to a 14-10 win over Georgia Tech. He played for the Houston Oilers in 1963 and was the club's Rookie of the Year. The next season he joined the Edmonton Eskimos of the CFL and played three seasons while serving as a graduate assistant at Missouri (1964-66) where he earned a masters in education. Tobin's final stop as a player was the Continental Football League where he spent two seasons with the league champion Orlando Panthers.

Born February 16, 1941 in Burlington Junction, MO (approximately 100 miles south of Kansas City), Tobin had two brothers play college football including Vince, a teammate at Mizzou and now the Bears defensive coordinator. Bill and his wife Dusene have two daughters, Laurie and Kerry, and one son, Duke, a redshirt sophomore quarterback at the University of Colorado.



### **TIM LeFEVOUR** Director of Administration

Tim LeFevour begins his third season as the club's director of administration following nine years of service in stadium operations.

In his current role, LeFevour oversees stadium affairs and is the club's liaison with the Chicago Park District. In addition, he is responsible for Halas Hall and training camp operations and serves as the club's contact with the NFL office. LeFevour directed the


McBubble project—the Bears new indoor practice facility in Waukegan—which was completed last November in time for playoff preparations. He also continues to assist Michael McCaskey in the Bears' pursuit of a new stadium.

LeFevour joined the Bears as Skybox Manager in 1981 and was promoted to Stadium Operations Manager on February 22, 1984. In the latter role he was involved in the installation of 56 skyboxes and natural grass at Soldier Field. He was named Director of Administration on January 19, 1989.

Before joining the Bears, LeFevour worked for the Chicago Park District as a writer in the Public Information Office (1979-81) and was an assistant director at WGN-TV (1979).

LeFevour earned a BA degree in political science from Loras (Iowa) College in 1978. He is currently involved in several charitable and civic functions and is on the Board of Directors of the Brian Piccolo Golf Tournament.

Born June 25, 1956, in Chicago, LeFevour and his wife Judy have four children (Megan, Matthew, Katie, Amy) and reside in Arlington Heights, IL.



### **TED PHILLIPS** Director of Finance

As the Bears' Director of Finance, Ted Phillips' primary responsibility is negotiating all player contracts. The Bears have avoided lengthy holdouts in recent years and in the last two seasons, have signed both first round choices (Mark Carrier, Stan Thomas) soon after the draft. Phillips is also a club officer, serving as treasurer.

Phillips was named to his current position on March 4, 1987, and consequently assumed contract negotiations in addition to serving as the club's chief financial officer and overseeing the accounting staff. He added the training, video, and equipment departments to his jurisdiction on January 19, 1989, following the retirement of Bear administrator Bill McGrane.

Phillips joined the Bears staff on September 28, 1983 as the club's controller, a position he held for four years. He assisted in preparing and constructing player contracts for two years (1985-86) prior to becoming a full-time negotiator.

Before joining the Bears, Phillips was employed as an auditor and tax accountant with the international accounting firm of Ernst & Whinney (now Ernst & Young), from 1979-83. He graduated from the University of Notre Dame in 1979 with a degree in business and accounting. He earned his masters in business administration from Northwestern University in 1989.

Born June 27, 1957, in Oneida, New York, Phillips grew up in Nashua, New Hampshire. He is single and lives in Chicago.





## MANAGEMENT

### **PATRICK McCASKEY**

Director of Community Involvement



As director of community involvement for the Chicago Bears, Patrick McCaskey serves on the following boards and committees: Athletes Against Cancer (an honorary chairman), Bears Geography Corps, Cabrini-Green Legal Aid Clinic, Chicago Fellowship of Christian Athletes (chairman), Chicago Sports Teams Organized for the Prevention of Substance Abuse (vice president/treasurer), Community Youth Creative Learning Experience, Eisenberg Boys & Girls Club, First Colonial Bankshares Foundation, Illinois Special Olympics, Lake Forest/Bears Golf Day, Lawndale Community Church, Maryville Chuckwagon Day, Michigan Avenue National Bank, Notre Dame High School Alumni Track Meet (chairman), Brian Piccolo Extravaganza, and Saint Joseph Hospital.

He also manages the Bears road trips and alumni parties and home game anthem singers and halftime shows.

His column, "Religion, Family and Sports," is published in the northwest suburban Journal newspapers and in the Bears home game programs. When he has speaking engagements for the Bears, he performs his narratives and poems. He is a middle-aged runner for the Jim Spivey Running Club.

McCaskey and his wife Gretchen have two sons, Edward and Thomas, and reside in Lake Forest.

### **KEN VALDISERRI**

Dir. of Marketing and Communications



Ken Valdiserri was named Director of Marketing and Communications on January 19, 1989, after serving the club as Director of Public Relations from 1984-88.

Valdiserri engineers the club's marketing, promotional, and merchandising efforts and develops corporate sponsorship. He also oversees the PR department, and production and sales of Bears' pre-season games and weekly TV show; and he assists club President Michael McCaskey in radio-televised contracts and programming.

This year the Bears became just the second NFL team to bring the production of their pre-season games "in-house". Last year the organization unveiled its 30-minute television show, *Chicago Bears Weekly* and produced a quarterly newsletter for sponsors and season ticket holders.

Before joining the Bears on March 4, 1984, Valdiserri was Assistant Public Relations Director for the Chicago White Sox (1981-83) and an administrative assistant in the Baseball Commissioner's Office in New York (1980).

Valdiserri is on the board of the Mike Ditka Foundation, Baseball Cancer Charities, and Indiana Sports Charities Committee.

A graduate of the University of Notre Dame, Valdiserri spent three years working in the Irish sports information office while earning a degree in communication arts in 1980.

Born February 18, 1958, in South Bend, Valdiserri resides in Deerfield, IL.



## STAFF



John Bostrom



Fred Caito



Clyde Emrich



Mitch Friedman

### **JOHN BOSTROM — Assistant Director of Public Relations**

5th season with Bears...Named to current post on January 19, 1989...Handles player appearances and GameDay magazine...PR assistant in 1987-1988...Interned with club during 1985 and 1986 seasons...Graduated in May 1987, from Lake Forest College, site of Bears' year round operations...Earned degree in business...Single...Born 2/9/65 in Park Ridge, IL...Resides in Arlington Heights.

### **FRED CAITO — Head Trainer**

25th season with Bears...Named head trainer in 1973, at age 26...Received bachelors degree from St. Joseph's College, (Rensselaer, IN) in 1969...Completed masters degree at Northwestern University in 1972...Inducted into St. Joseph's Sports Hall of Fame in April, 1991...Member of the American College of Sportsmedicine, National Athletic Trainers Association, International Narcotic Enforcement Officers Association, National Strength and Conditioning Association and National Football League Athletic Society...Three children (Shelly, Tony, Stephanie)...Born 7/7/47 in Tiffin, Ohio...Resides in Chicago.

### **CLYDE EMRICH — Strength Coordinator**

20th season with Bears...Responsible for year-round strength program...Has also served as summer training camp director since 1984 when club moved camp to Platteville, WI...Outstanding career as weightlifter included 14 Central AAU championships...Five time US champion, US Olympic Squad member, Pan American champion...Member of Weightlifting Hall of Fame...Broke two world records in 1957: first man under 200 pounds to lift 400 and 409 pounds in clean jerk...Two sons...Resides in Vernon Hills, IL.

### **MITCH FRIEDMAN — Director of Video/Photographic Services**

16th season with Bears...Served in same capacity with Houston Oilers in 1973-74...Grew up in business with father (Bob) a longtime film director of Dallas Cowboys and brother (Max) who worked for Los Angeles Raiders in similar role...Has worked on special projects for NFL Films and NCAA Films on part-time basis...Sought after as consultant for college programs...Owner of Forest One Hour Foto in Lake Forest...Two children (Eric, Stacey)...Born 1/25/48 in Clarksdale, Mississippi...Resides in Lake Forest, IL.

### **KEN GEIGER — Pro Scout**

6th season with Bears...Duties include advance scouting of opponents, monitoring NFL transactions, coordinating tryouts, and assisting in college scouting...Oversees club's rookie developmental camp





## STAFF



**Ken Geiger**



**Greg Gershuny**



**Rod Graves**



**Caroline Guip**

in July...Part-time scout for Bears in 1984-85...BLESTO area scout in 1983-84...Spent 30 years as head football and wrestling coach at Morton East High School in Cicero (1957-86)...Took leaves of absence to coach football at University of Illinois (1955-56) and football and wrestling at the University of Missouri (1963-65), head football coach of undefeated Monmouth College team in 1972...Married (Sheryl)...Five children (Gary, Kevin, Joni, Susan, Eric)...Born 12/30/31 in Chicago...Resides in Berwyn, IL.

### **GREG GERSHUNY — Director of Information Systems**

8th season with Bears...Installed the organization's computer system upon his arrival which has expanded every year...Previously started a systems consulting partnership in Chicago (1983-84)...Served as management services consultant with Arthur Young and Company (1981-83)...Graduate of Indiana University's Graduate School of Business...Married (Evelyn)...Daughter (Lauren)...Born 12/30/52 in Chicago...Resides in Evanston.

### **ROD GRAVES — Assistant Director of Player Personnel**

8th season with Bears...Promoted to current position on June 14, 1989, after serving as east regional scout the previous five years...Based in Atlanta and scouts east and southeast areas...Served as Assistant Director of Player Personnel with Philadelphia Stars of USFL in 1983...Regional scout with Stars in 1982 before being promoted...Houston native who attended Texas Tech...Married (Alesia)...Born 3/16/59 in Houston...Resides in Decatur, Georgia.

### **CAROLINE GUIP — Skybox Manager**

4th season with Bears...Joined club in May 1988 as Skybox Marketing Assistant...Promoted to current position in March, 1989...Responsibilities include management, marketing and operations of Skybox program and non-game day use of Skybox area...Graduate of Lake Forest College...Single...Born 10/26/65 in Merrillville, Indiana...Resides in Chicago.

### **GARY HAEGER — Equipment Manager**

8th season with Bears...Youngest NFL equipment manager at age 29...Initiated Bears/Salvation Army coat drive collecting 7,200 jackets for the Chicago needy...Assistant equipment manager (1984-86)...Basketball manager for Northern Illinois University (1982) and DePaul (1983)...Member of Athletic Equipment Managers Association...Involved in several local youth groups including Arlington Heights Youth Athletic Association and St. Colette Youth Sports Programs...Married (Sandy)...Three children (Joshua, Valerie, Amanda)...Born 1/31/62 in Des Plaines, IL...Resides in Rolling Meadows, IL.



## STAFF



Gary Haeger



Bryan Harlan



Jim LaRue



Charlie Mackey

### **BRYAN HARLAN — Director of Public Relations**

8th season with Bears...Named to current position January 19, 1989, after serving five years as Assistant PR Director....Graduated from University of Iowa with degree in journalism and mass communication in May, 1984...Worked in Hawkeye sports information office (1980-84)...Summer intern in Green Bay Packers public relations department (1980-82)...Sports director/news reporter at KRNA-radio in Iowa City (1983-84)...Single...Born 4/25/62 in Milwaukee...Resides in Chicago.

### **JIM LaRUE — Research and Quality Control**

14th season with Bears...Duties include computer analysis and self-scouting team...Spent 12 seasons (1978-89) as Bears' defensive backfield coach...Coached running backs and wide receivers for Buffalo Bills (1975-77) before joining Bears...Coached at eight major colleges as an assistant between 1950-75...Head coach at University of Arizona (1959-66) posting a 41-37-2 record...Played halfback and defensive back at Carson-Newman, Duke and Maryland during WWII years...Earned math degree from Duke; masters in education from Maryland...Married (Betty)...Three children (Jill, Judy, Tom)...Born 8/11/25 in Clinton, Oklahoma...Resides in Libertyville, IL.

### **CHARLIE MACKEY — Regional Scout**

3rd season with Bears...Expands coverage area with retirement of Don King to include all states west of Nebraska...Covered upper midwest and Rockies in first two seasons with Bears...Regional scout for Dallas Cowboys (1971-88) prior to joining Bears...Worked for BLESTO combine for five years (1966-70)...Coached linebackers and receivers for five years at University of Missouri...Married (Diane)...One son (Jon)...Born 10/17/34 in Mescalero, New Mexico...Resides in Salt Lake City, Utah.

### **BRIAN McCASKEY — Assistant Trainer**


10th season with Bears...Served as head student trainer while earning both an athletic training and teaching degree from North Park College (1978-82)...President and founder of McCaskey Sportsmedicine Clinic in Mount Prospect...Frequent speaker on sportsmedicine and training...Serves on boards of several charities including the Johnny Genna Foundation and North Park College Viking Club...Single...Born 3/8/60 in Chicago...Resides in Mundelein.

### **GEORGE McCASKEY — Ticket Manager**

1st season with Bears...Named for club founder, George Halas...Has held several part-time jobs with team since age 14...Graduate of Arizona State University, where he played on football "scout" team...Also earned law degree from ASU...Passed Illinois bar exam in same class with former Bears kicker, and now circuit judge, Bob Thomas...Married (Barb)...One son (Conor)...Born 3/29/56 in Chicago...Resides in Sycamore, IL.



## STAFF



Brian McCaskey



George McCaskey



Tony Medlin



Ken Mrock

### **TONY MEDLIN — Assistant Equipment Manager**

5th season with Bears...Previously served as athletic equipment manager at North Carolina Central University from 1982-86...Student equipment manager at NCCU from 1978-82 while earning B.S. degree in therapeutic recreation...Brother (Ron) is assistant trainer for Cleveland Browns...Coaches community church league basketball team...Single...Born 2/10/60 in Fayetteville, North Carolina...Resides in Vernon Hills, IL.

### **KEN MROCK — Groundskeeper**

4th season with Bears...Served as a consultant during 1986 and 1987 seasons...Handles Bears practice field and McBubble facility maintenance...Superintendent of Golf Courses for Chicago Park District for five years (1983-87)...Spent 17 years with Park District...Serves on board of directors for Sports Turf Managers Association...Married (Debbie)...Three children (Jennifer, Tim, Kristina)...Born 3/18/51 in Chicago...Resides in Gurnee.

### **JIM PARMER — Regional Scout**

19th season with Bears...Responsible for Texas and Louisiana after covering midwest and southwest regions for several years...Worked as scout for BLESTO combine for eight years (1967-74) prior to joining Bears...Two-way player as fullback and defensive back for Philadelphia Eagles for nine seasons (1947-56)...Played on Eagles 1948 and 1949 championship teams...Coached three years at Texas Tech before scouting...Attended Oklahoma State University...Married (Mary)...Three children (Sandy, Jaime, Rick)...Born 4/15/27...Resides in Abilene, Texas.

### **DEAN POPE — Assistant Director of Video Services**

5th year with Bears...Responsible for video taping practices and games, editing tape for coaches' and players' use, and setting up video viewing stations on road trips...Served as an intern in 1986 helping with transition from film to video...Native of Livingston, Wisconsin...Graduate of University of Wisconsin-Platteville with a degree in Communications...Single...Born 1/27/64 in Platteville, WI...Resides in Park City, IL.

## **CHICAGO BEARS FIGHT SONG**

Bear down, Chicago Bears, make every play clear the way to victory;  
Bear down, Chicago Bears, put up a fight with a might so fearlessly.  
We'll never forget the way you thrilled the nation with your T-formation.  
Bear down, Chicago Bears, and let them know why you're wearing the crown.  
You're the pride and joy of Illinois, Chicago Bears, bear down.





## STAFF



Jim Parmer



Dean Pope



Jeff Shiver



Gary Smith




Max Swiatek



Barb Allen  
Public Relations



John Berta  
Assistant Groundskeeper



John Brna  
Physician

### JEFF SHIVER — Regional Scout

5th season with Bears... Appointed to regional scout prior to 1990 season and is responsible for midwest region...Served as BLESTO scout for Bears in 1987-88...Bears area scout and BLESTO combine scout in 1989...Also has scouting experience in Canadian Football League...College coach at Purdue and University of Mississippi...Married (Laura)...One daughter (Brittany)...Born 9/7/56 in Atmore, Alabama...Resides in Lafayette, Indiana.

### GARY SMITH — BLESTO Scout

1st season with Bears...Joined club on April 27, 1991, to cover midwest region as Bears representative for BLESTO...Administrative assistant and recruiting coordinator at Indiana University since 1985...Head coach and athletic director at Illinois' Crete-Monee High School before joining Hoosiers staff...Also had coaching stints at Reavis High, Lyons Township, Virdin High, College of DuPage, and Southern Illinois...Played at SIU from 1965-69...Native of Virdin, IL...Single...Resides in Bloomington, Indiana.

### MAX SWIATEK — Purchasing Agent

58th season with Bears...Dean of front office staff who has held several positions since joining team in 1934...Hired by club founder George Halas who spotted him doing odd jobs at Wrigley Field...Besides serving as staff assistant to Halas he has been equipment manager, trainer, and traveling secretary...One son (Jim) and three grandchildren (Dr. Jennifer, Melissa, and Matthew)...Resides in Chicago.



## STAFF



**Sherrie Geisler**  
Accounting



**Doug Green**  
Public Relations



**Colette Guip**  
Computers



**Sharon Harrison**  
Player Personnel



**Jean Jensen**  
Tickets



**Louise Johnson**  
Receptionist



**Rob Lefko**  
Marketing



**Kendra Maher**  
Accounting



**Richard McMurrin**  
Superintendent



**Jay Munsell**  
Internist



**Eileen Nash**  
Administration



**Chris Pavlatos**  
Physician



**Bryan Pett**  
Stadium Assistant




**Liz Smith**  
Tickets



**Betty Swanson**  
Tickets



**Joan Zmrhal**  
Accounting







## MIKE DITKA

### MIKE DITKA Head Coach



Great player, great coach. It's a rare combination in the NFL's 72 years of existence but it describes Mike Ditka to a tee. Ditka's 31 seasons in the NFL have produced outstanding results both as a player (1961-72) and head coach (1981-90). He was also a vital cog in Dallas' dynasty years as an assistant coach (1973-81). Among the NFL's other 27 head coaches, only two, Dan Reeves and Art Shell, played in the Pro Bowl, and just Shell joins Ditka in the Hall of Fame.

Entering his 10th season as a head coach, Ditka's record speaks for itself. In 1982, he inherited a team that had just two winning seasons in the previous 19 years, but in just two years, Ditka had them atop the NFC Central division. More impressively, he has won the division in six of the last seven years—a tough feat in a league geared towards parity. Ditka has guided the Bears to three NFC title games and a Super Bowl victory; in four of the five seasons Chicago did not win the conference title, they fell victim to the eventual Super Bowl champion.

Ditka's career as the first prototype tight end was justifiably acknowledged with his induction into the Pro Football Hall of Fame in 1989. Five Pro Bowls and two league championships (1963 and 1971) qualified him to become the first tight end to enter the shrine.

Ditka's place is also firmly established in Super Bowl annals. He has won a Super Bowl as a player, assistant coach, and head coach—joining Seattle Seahawks general manager Tom Flores as the only men with that distinction. Ditka's intense desire to return to the Super Bowl was documented on February 5, 1991, when he signed a three-year contract which runs through the 1993 season.

The Bears entered the 1990 season on the heels of a 6-10 mark in 1989 — Ditka's first losing record since his inaugural strike-shortened season of 1982 (3-6). The young team—32 players with three-years-or-less experience—was riddled with injuries as 23 different players started on defense. Missing post-season action did not sit well with Ditka, and he wasn't used to it. In his previous 16 years as a coach (nine with Dallas and his first seven with the Bears), Ditka's teams were post-season participants 13 times.

Mike Ditka made a bold prediction last summer that raised eyebrows in the football circle. "Mark it down right now," said Ditka in training camp, "we'll win the division this year."

Coming off the 6-10 season in a vastly improved NFC Central, people figured that statement would come back to haunt him. But Ditka and his rejuvenated Bears defied the odds, won six of eight division games, posted an 11-5 regular season record, and won a first-round playoff game vs. New Orleans before bowing out the following week against the New York Giants.

The roots of the successful 1990 campaign dated back to training camp when Ditka presented each player with a "TEAM" T-shirt. The theme was prevalent throughout the year and Ditka called it his most enjoyable season as a head coach while players continually praised him for his leadership.

Since being named the 10th head coach in club history on January 20, 1982, Ditka has led the Bears to an overall mark of 95-50. The Bears 52 regular season wins between 1985-88 are the most ever by a NFL team in any four-year span. Ditka ranks second among Bear coaches in both tenure and victories, trailing only his first pro coach, George Halas, the team's founder and coach for 40 seasons.



## MIKE DITKA

After winning 11 of 25 games in his first two seasons (1982-83), Ditka led the Bears to five consecutive NFC Central titles, three appearances in the NFC title game, and a Super Bowl victory. In 1985, Ditka guided the Bears to an 18-1 record—a win total matched only by the 1984 San Francisco 49ers. The Bears' '85 campaign was highlighted by a 46-10 Super Bowl XX victory over the New England Patriots, the exclamation point on a season in which *The Sporting News*, Associated Press, and pro football writers named him Coach of the Year. Ditka is the only Bear coach to lead his club to five straight post-season appearances.

Ditka garnered the same Coach of the Year honors following a 1988 season which included his mid-season heart attack (11/2/88) and 12-4 regular season mark which topped the NFL. Chicago beat Philadelphia in the divisional playoff, 20-12, before falling to the eventual Super Bowl champion San Francisco 49ers in the NFC title game at Soldier Field.

. . .

Ditka's NFL career began in 1961 when the Bears made him their first round selection (fifth overall) from the University of Pittsburgh. Ditka had an immediate impact—catching 56 passes and earning NFL Rookie of the Year honors—as Halas changed the tight end position from a “third tackle” to a receiver. Ditka played five more seasons with the Bears, earning a Pro Bowl trip each year, before being traded to Philadelphia for quarterback Jack Concannon in 1967. After two years with the Eagles, he played four more in Dallas, where he caught a touchdown pass in the Cowboys' 24-3 win over the Dolphins in Super Bowl VI.

The final accolade to Ditka's outstanding playing career was bestowed upon him 16 years after his retirement when he was the 21st Bear inducted into the Pro Football Hall of Fame (July 30, 1988). Ditka's 427 career receptions included 75 catches in 1964—a NFL record for tight ends until San Diego's Kellen Winslow broke it in 1980. Ditka still holds four Bears records: consecutive games with a reception (49 between Dec. 3, 1961, and Oct. 10, 1965), touchdown receptions (4, tied with Harlon Hill), most receptions by a rookie (56) and most touchdown catches by a rookie (12, also tied with Hill).

Ditka retired from playing following the 1972 season, but was hired by Cowboys' head coach Tom Landry as an offensive assistant and special teams coach. In Ditka's nine seasons the Cowboys were in the playoffs eight times, won six division titles, three NFC Championships, and the NFL crown following the 1977 campaign.

. . .

Born October 18, 1939, in Carnegie, Pennsylvania, Ditka was raised in nearby Aliquippa where his father, Mike Sr. worked on the railroad. He was a three sport star at Aliquippa High School, playing basketball and baseball as well as football. He enrolled at the University of Pittsburgh and was an all-American as a senior in 1960. Ditka played defensive end, linebacker, tight end, and ranked among the nation's top punters with a 40-yard average in his final three seasons.

He is actively involved in numerous charitable endeavors including the Fellowship of Christian Athletes, Sports Teams Organized for Prevention of Drug Abuse, and the Say No to Drugs campaign. The Mike Ditka Foundation, established in 1989, raises money for Misericordia, a residential facility for developmentally disabled youth, and pediatric aids program at Children's Memorial Hospital. Ditka has also assisted his alma mater by sponsoring the Mike Ditka Endowed Scholarship Fund at the University of Pittsburgh to which he will contribute \$100,000 over the next decade.

Ditka is a highly-sought after motivational speaker and has dabbled in television. He was part of CBS-TV's playoff coverage following the 1989 season and later that year played himself in an episode of the popular television series, “LA Law”.

Mike is an avid golfer — he plays to an eight handicap — and a collector of antique cars. His involvement in the restaurant business includes a popular downtown eatery and nightclub “Ditka's”, which is ranked nationally among the top restaurants. Mike is married (Diana) and has four children; Mike (30), Mark (29), Megan (27), and Matthew (23) and reside in Bannockburn, IL.



# MIKE DITKA

## Ditka's Coaching Records

	Regular season	Post-season	vs. NFC	vs. AFC	vs. NFC Central	at home
1990	11-5	1-1	9-3	2-2	6-2	7-1
1989	6-10	0-0	4-8	2-2	2-6	4-4
1988	12-4	1-1	9-3	3-1	6-2	7-1
1987	11-4	0-1	9-2	2-2	7-0	6-2
1986	14-2	0-1	10-2	4-0	7-1	7-1
1985	15-1	3-0	12-0	3-1	8-0	8-0
1984	10-6	1-1	8-4	2-2	7-1	6-2
1983	8-8	0-0	7-7	1-1	4-4	5-3
1982	3-6	0-0	2-5	1-1	1-3	2-2
<b>Career</b>	<b>90-46</b>	<b>6-5</b>	<b>70-34</b>	<b>20-12</b>	<b>48-19</b>	<b>52-16</b>

## Ditka vs. the NFL

	Regular season		Post-season		Overall
	Home	Road	Home	Road	
Atlanta Falcons	2-1	1-0			3-1
Buffalo Bills	1-0				1-0
Cincinnati Bengals	1-0	1-0			2-0
Cleveland Browns	1-0	0-1			1-1
Dallas Cowboys	1-1	2-0			3-1
Denver Broncos	2-0	1-1			3-1
Detroit Lions	7-2	5-3			12-5
Green Bay Packers	6-2	6-2			12-4
Houston Oilers	0-1	1-0			1-1
Indianapolis/Baltimore Colts	1-0	1-1			2-1
Kansas City Chiefs	1-1				1-1
Los Angeles Raiders	1-0	1-1			2-1
Los Angeles Rams	2-1	1-3	1-0		4-4
Miami Dolphins	1-0	0-1			1-1
Minnesota Vikings	6-2	4-5			10-7
New England Patriots	2-0	0-1		1-0*	3-1
New Orleans Saints	1-2	0-1	1-0		2-3
New York Giants	1-0		1-0	0-1	2-1
New York Jets		1-0			1-0
Philadelphia Eagles	3-0	2-0	1-0		6-0
Phoenix/St. Louis Cardinals	0-1	1-1			1-2
Pittsburgh Steelers	1-0	1-0			2-0
San Diego Chargers		0-1			0-1
San Francisco 49ers	2-0	1-2	0-1	0-1	3-4
Seattle Seahawks	1-1	0-2			1-3
Tampa Bay Buccaneers	7-1	7-2			14-3
Washington Redskins	1-0	1-2	0-2	1-0	3-4
<b>Career</b>	<b>52-16</b>	<b>38-30</b>	<b>4-3</b>	<b>2-2</b>	<b>96-51</b>

\*Neutral sight (New Orleans, LA)

## Ditka's Pro Stats


Year/Club	Rec	Yds	Avg	TDs	Games
1972 Cowboys	17	198	11.6	1	14
1971 Cowboys	30	360	12.0	1	14
1970 Cowboys	8	98	12.3	0	14
1969 Cowboys	17	268	15.8	3	12
1968 Eagles	13	111	8.5	2	11
1967 Eagles	26	274	10.5	2	9
1966 Bears	32	378	11.8	2	14
1965 Bears	36	454	12.6	2	14
1964 Bears	75	897	12.0	5	14
1963 Bears	59	794	13.5	8	14
1962 Bears	58	904	15.6	5	14
1961 Bears	56	1076	19.2	12	14
<b>Career</b>	<b>427</b>	<b>5812</b>	<b>13.6</b>	<b>43</b>	<b>158</b>





## ASSISTANT COACHES

### GREG LANDRY — Offensive Coordinator



One of the promising young coaches in pro football, Greg Landry begins his third season as the Bears offensive coordinator. A former star quarterback in the NFL, Landry has utilized his extensive playing background in developing Chicago's young quarterbacks Jim Harbaugh and Peter Tom Willis. Harbaugh improved drastically from 1989, starting 14 games and setting club records in career completion percentage, low interceptions percentage and consecutive passes without an interception. Willis, meanwhile, improved throughout the season and is expected to be a solid backup this year.

Landry's coaching career began in 1985 when he became quarterback coach of the Cleveland Browns and helped them win the AFC Central division while tutoring Bernie Kosar. He joined the Bears in 1986 as receivers coach before handling both quarterbacks and receivers in '87 and '88. He assumed play-calling duties in 1988 and was subsequently promoted to offensive coordinator in 1989. Landry will again assume the play-calling duties this season after sharing them with Mike Ditka last season.

Detroit's first-round selection in 1968 from the University of Massachusetts, Landry spent 11 seasons with the Lions before being traded to the Colts in 1979. He played three seasons in Baltimore and two with the USFL's Chicago Blitz/Arizona Wranglers (1983-84). Landry completed his 17-year playing career in 1984 when he was added to the Bears roster during the final week of the season and started at quarterback vs. Detroit in a 30-13 win.

In 147 NFL games, Landry started 103 games completing 1,276 passes in 2,300 attempts for 16,502 yards, 98 TDs, and 103 interceptions. He also rushed for 2,654 yards (6.2 avg.) and scored 20 TDs.

He finished his Lions' career second to Detroit Hall of Famer Bobby Lane in four categories: attempts, completions, yards, and touchdown passes. Landry holds one Lions' record for most rushing touchdowns in a game with three (tied by six others). In 1972 he rushed for nine TDs—which was the most in club history before Billy Simms and Barry Sanders came along.

Landry was born December 19, 1946, in Nashua, New Hampshire. He earned a B.S. degree in physical education from Massachusetts and a masters degree in sports administration from Wayne State (MI) University. He and his wife Jeannine have five children (Kathleen, Beth, Gregory, Mary, and Joseph) and reside in Libertyville, IL.

## ALL-TIME ASSISTANT COACHES

Name	Seasons	Years	Driscoll, Paddy	20	1941-55; 58-62
Allen, George	8	1958-65	Ecklund, Brad	3	1975-77
Anderson, Hunk	8	1940-42; 46-50	Fichtner, Ross	3	1975-77
Austin, Bill	1	1971	Fortunato, Joe	2	1967-68
Bratkowski, Zeke	3	1972-74	Frei, Jerry	3	1978-80
Brumbaugh, Carl	3	1938; 40; 44	George, Bill	1	1972
Callahan, Ray	3	1975-77	Gerhart, Doug	1	1979
Carr, Jim	3	1969; 73-74	Gibron, Abe	7	1965-71
Cherundolo, Chuck	6	1966-68; 72-74	Gillman, Sid	1	1977
Cody, Ed	6	1965-70	Goldston, Ralph	1	1974
Conner, George	2	1956-57	Grange, Red	8	1933-40
DeCorrevont, Bill	1	1949	Handler, Phil	17	1952-68
Dimancheff, Babe	3	1966-68	Haupt, Dale	8	1978-85
Dooley, Jim	14	1963-67; 81-89	Hilton, John	3	1975-77
Dovell, Whitey	3	1972-74	Hughes, Ed	7	1982-88



## ASSISTANT COACHES

### VINCE TOBIN — Defensive Coordinator



In his five seasons with the Bears, Vince Tobin has established himself as the premiere defensive coordinator in the NFL. He has enjoyed a highly successful 14-year tenure as a defensive coordinator in three different leagues, and is regarded as a strong candidate to become a head coach. He has interviewed for three head coaching jobs in the NFL over the past two years: Kansas City and Cleveland in 1989, and the New York Jets position in 1990.

Under his reign (1986-1990) the Bears rank first in interceptions (25.4/year), second in sacks (51/year), third in both points allowed (16.9/game) and yards allowed (290.2/game), and fifth in turnovers (37.8/year). In 1990, the defense finished sixth in net yards and eighth in points allowed marking the biggest improvement in the NFL. In 1989, the Bears ranked 25th in net yards as injuries plagued the defense forcing 23 different players to start, and allowed just two to open all 16 games.

Named to his current post on February 3, 1986, Tobin's impact was felt immediately as Chicago set a NFL record for fewest points allowed in a 16 game season (187) in his first season. The Bears also finished first in total defense, second against both the run and pass, while allowing just 258 yards a game. In 1987, the Bears were first in rush defense, and second overall while holding opponents to fewer than 10 points in six games. His 1988 unit led the NFL in fewest points allowed (215) and rushing yards (82.9/game) while finishing second in total defense (272.5/game). Tobin had a brief, stint as head coach while handling interim duties for 11 days following Mike Ditka's heart attack (11/2/88). He guided the Bears to wins over Tampa Bay and Washington.

Tobin joined the Philadelphia/Baltimore Stars of the USFL in 1983, and his teams led the league all three seasons in fewest points allowed. The Stars were in the Championship game all three years, winning in 1984 and 1985. As defensive coordinator of the CFL's British Columbia Lions from 1977-82, his units ranked second overall during the six-year span. In thirteen seasons as a pro defensive coordinator, Tobin had only been associated with one losing team—the 1989 Bears.

Tobin coached at the University of Missouri for ten years, serving under Dan Devine (1967-1970) and Al Onofrio (1971-1976). Tobin was an all-Big Eight defensive back for the Tigers, receiving a degree in physical education in 1965, and a masters in guidance and counseling in 1966.

Born September 29, 1943 in Burlington Junction, Missouri, Tobin and his wife Kathy have two children (Ryan and Shannon) and reside in Libertyville, IL.

Jagade, Chick	1	1956	<b>Rapp, Vic</b>	<b>3</b>	<b>1989-91</b>
Johnsos, Luke	30	1935-39; 41-42; 46-68	Ringo, Jim	3	1969-71
<b>Kazor, Steve</b>	<b>10</b>	<b>1982-91</b>	<b>Roland, Johnny</b>	<b>10</b>	<b>1982-91</b>
Kuhlmann, Hank	5	1978-82	Ronzani, Gene	3	1947-49
<b>Landry, Greg</b>	<b>6</b>	<b>1986-91</b>	Ryan, Buddy	8	1978-85
LaRue, Jim	12	1978-89	Scovil, Doug	1	1978
<b>Levra, John</b>	<b>6</b>	<b>1986-91</b>	Shaughnessy, Clark	12	1951-62
Lord, Bob	1	1974	Shaw, Bob	3	1969-71
Luckman, Sid	16	1954; 56-70	Shinnick, Don	2	1970-71
Marchibroda, Ted	1	1981	<b>Stanfel, Dick</b>	<b>11</b>	<b>1981-91</b>
Mather, Chuck	8	1958-65	Stoltz, Jerry	4	1973-76
<b>McGinnis, David</b>	<b>6</b>	<b>1986-91</b>	Stydahar, Joe	2	1963-64
Meyer, Ken	3	1978-80	<b>Tobin, Vince</b>	<b>6</b>	<b>1986-91</b>
Moss, Perry	4	1970-73	Turner, Clyde "Bulldog"	5	1952-56
O'Connor, Fred	3	1975-77	Walquist, Laurie	2	1933-34
Plumb, Ted	6	1980-85	Wilson, George	2	1947-48
			<b>Yaralian, Zaven</b>	<b>2</b>	<b>1990-91</b>





## ASSISTANT COACHES

### STEVE KAZOR — Special Teams / Tight Ends



One of the most demanding jobs in professional football is coaching and coordinating the six special teams and kickers. Steve Kazor, who is entering his 10th season in Chicago, capably handles that task for the Bears. A staff associate of Mike Ditka's with the Dallas Cowboys, Kazor was one of his first hirings when Ditka became the Bears head coach in 1982. Kazor's duties expanded when he added the tight ends to his responsibilities in 1986.

Kazor's special teams have consistently ranked among the league's best. In 1990, Johnny Bailey led the NFC with an 11.1 punt return average while Kevin Butler paced the conference with 114 points. Special teams were the difference in the final minutes of an overtime game at Denver as Bailey returned a punt 20 yards, punter Maury Buford killed punts at the eight- and five-yard line, and Butler connected on a 44-yard field goal for the win.

Kazor was on the Dallas Cowboys staff as an assistant to Gil Brandt in the scouting department from 1979-81. Before entering the pro ranks he spent time as an assistant coach and recruiting coordinator at Colorado State (1975), Southern Utah State (1976) and Texas-El Paso (1979-80). He also served on the staffs of Texas-Arlington (1974), Texas Austin (1977-79) and Westminster College (1970), where he started at nose tackle for four years as a collegian. He left Westminster in 1971 to become head coach of Camden Military Prep School before becoming the youngest college head coach in the country while holding that position at Emporia (Kansas) College in 1973.

Kazor was born February 24, 1948 in Arnold, Pennsylvania and attended high school in Las Vegas. After attending Westminster he earned his masters in athletic administration from Kansas St. College. He and his wife Colleen have two sons (Lance and Kyle) and reside in Lake Forest.

### JOHN LEVRA — Defensive Line



John Levra's defensive line faced a stiff challenge in 1990. After being decimated by injuries the previous year, Levra's unit was counted on to help resurrect the defense. Last year the line proved very productive as end Richard Dent returned to the Pro Bowl while Steve McMichael and William Perry carried the load in the middle.

Levra helped develop Trace Armstrong into one of the NFL's best young ends and continues to work with second-year tackle Tim Ryan. With the untimely death of Fred Washington and Dan Hampton's retirement, the Bears obtained new talent for Levra this off-season—trading for defensive tackle/end Eric Kumerow and drafting defensive tackle Chris Zorich in the second round.

Levra joined the Bears in 1986, after serving five years as offensive backfield coach for the New Orleans Saints. Under Levra's guidance, the Saints had the NFL's leading rusher in 1981, and had 20 100-yard individual rushing games. He was offensive coordinator in 1985 during Wade Phillips' brief four game tenure as head coach.

Following a playing career at linebacker for Pittsburg (Kan.) State, Levra coached at Kansas high schools for seven years (1959-65). His first college job was at New Mexico Highlands, where he was an assistant (1966) and later head coach (1967-70) posting a 35-4-1 record. He moved to Stephen F. Austin State University as head coach and athletic director (1971-74) where his teams were 18-5 in his final two seasons and made the only bowl appearance in school history. Levra became offensive coordinator at the University of Kansas (1975-78) and North Texas State (1979) before entering the pro ranks as defensive line coach for the British Columbia Lions. At BC, Levra worked under head coach Vic Rapp and defensive coordinator Vince Tobin.

A native Kansan, Levra was born in Arma on October 2, 1937. He and his wife Rosie have two children (Gina and Craig) and reside in Grayslake, IL.





## ASSISTANT COACHES

### DAVID MCGINNIS — Linebackers

David McGinnis, entering his sixth season as the Bears' linebackers coach, has made significant contributions to the success of the Bears defense. McGinnis joined the staff prior to the 1986 season and immediately gained respect throughout the NFL as a prospective head coach.

McGinnis has started eight different outside linebackers since his arrival, but linebacker Mike Singletary has been a fixture in the middle. In 1990 McGinnis effectively utilized the talents of five outside linebackers: veteran starters Jim Morrissey and Ron Rivera, young pros Mickey Pruitt and John Roper, and rookie Ron Cox. Singletary, who hasn't missed a game in over four years, made his eighth trip to the Pro Bowl and led the club with 151 tackles.

Prior to joining the Bears, McGinnis spent 13 years coaching at the major college level. His first assignment was as freshman coach at his alma mater, Texas Christian, in 1973-74. He moved to Missouri in 1975 and coached the linebackers and secondary while Vince Tobin was the Tigers' defensive coordinator. McGinnis joined the Indiana State staff in 1978 as secondary coach and also recruited the Chicago area. He returned to TCU for a season as defensive backfield coach (1982) before joining the Kansas State staff as defensive end/linebacker coach (1983-85).

McGinnis was a two-year starter as a defensive back at TCU from 1970-72, earning academic all-SWC honors both seasons. His five interceptions as a junior tied Lyle Blackwood for most in the Southwest Conference.

Born on August 7, 1951, McGinnis grew up in Texas and attended Snyder High School. He and his wife Kim reside in Lake Forest, IL.



### VIC RAPP — Wide Receivers

Vic Rapp brings a wealth of pro football coaching experience to the Bears staff, having served as both an offensive coordinator and head coach in the Canadian Football League. Rapp was added to Chicago's staff in the 1989 pre-season following Ed Hughes' retirement.

This past off-season Rapp and offensive coordinator Greg Landry spent considerable hours working on the Bears' passing attack to better utilize Wendell Davis and Ron Morris in an effort to complement the club's productive rushing attack. Rapp's duties include serving as the offensive staff's eye in the press box during games.

Before joining the Bears, Rapp coached for two NFC Central rivals. He served as running backs coach for the Detroit Lions (1987-88) after serving in a similar capacity for the Tampa Bay Buccaneers (1985-86). He spent the two previous seasons handling the running backs and tight ends for the Los Angeles Rams (1984) and Houston Oilers (1983).

Rapp was a highly successful head coach in the Canadian Football League guiding British Columbia to a 55-42-4 record in six seasons (1977-82) and twice taking the Lions to the conference championship. Two coaches on Rapp's staff were fellow Bears coaches Vince Tobin and John Levra.

A standout guard and linebacker at Southwest Missouri State, Rapp accepted his first college position at Arizona (1965-66) where he coached the receivers. He moved on to handle the passing game at Missouri (1967-71) before entering the CFL in Edmonton as offensive coordinator (1972-76).

Born in Marionville, Missouri on December 23, 1935, Vic and his wife Carol have three daughters (Rhonda, Paula, Marla) and reside in Libertyville, IL.





## ASSISTANT COACHES



### JOHNNY ROLAND — Running Backs

The hallmark of the Bears offense is the running game, an area which has been directed by Johnny Roland for the past decade. Roland, a star running back in the 1960s, has had the fortune of coaching two of the greatest backs of this era—Walter Payton and Neal Anderson.

The Bears were the NFL's best rushing team of the 1980s, averaging 153.4 yards per game. Since Roland joined the staff in 1983, the Bears led the league in rushing four times, finished second twice, and third once. Anderson was selected to his third straight Pro Bowl after finishing third in the NFL in both rushing and TDs last

season, while fullback Brad Muster is coming off his best year as a pro and led the club with 47 catches. Two 1990 rookies (Johnny Bailey and James Rouse), and third-year pro Mark Green provide depth for Roland's troops.


As he enters his ninth season in Chicago, Roland appears destined for a head coaching job in the NFL. He was a finalist for the San Diego Chargers top job prior to the 1989 season, was interviewed for the Green Bay Packers' spot following the 1987 season, and was a candidate for the University of Missouri job in 1984. He was courted by the new World League of American Football this past spring, but opted to remain in the NFL where he still has aspirations of landing a top job.

Roland's coaching career began in 1974 when he joined his collegiate coach, Dan Devine, on the Green Bay Packers staff as a special assignments coach. He followed Devine to Notre Dame in 1975 to coach receivers, before returning to the pro ranks a year later with the Philadelphia Eagles. He served as running backs coach until 1978 before taking a five-year hiatus from football to enter private business.

A fourth round future draft selection of the St. Louis Cardinals in 1965, Roland was named NFL Rookie of the Year in 1966, and played in the Pro Bowl the following two seasons. He left the Cardinals following the 1972 season and spent one year with the New York Giants. He finished his career with 3,750 yards on 1,015 carries and 28 TDs; and 153 catches for 1,420 yards, and six scores.

Roland, 48, was born on May 21, 1943, raised in Corpus Christi, Texas, and starred collegiately at Missouri where he was a two-way player in both back fields and earned all-America honors.

Roland maintains his St. Louis ties as owner of KIRL (1460 AM) radio; he also owns radio station WAPZ (1250 AM) in Montgomery, Alabama. Roland has three children (Johnny, James, and Cinnamon) and resides in Vernon Hills, IL.



### DICK STANFEL — Offensive Line

Dick Stanfel enters his 28th year of coaching in the NFL and his 11th as the Bears offensive line coach. Stanfel is the only holdover from the pre-Ditka era. Ditka not only kept Stanfel when he came, but he lauded the former all-pro lineman as "the best line coach in football. He gets his guys to play, and they respect him as they should—because he's the best in the business."

Stanfel took a group of players who joined the team between 1981-83 and molded them into one of the NFL's top offensive lines. The line has been the hub of the offense over the last seven years and enters the 1991 season in tact. Center Jay Hilgenberg has been to the last six Pro Bowls, guard Mark Bortz has been to three, and tackle Jim Covert two. The other starters, tackle Keith Van Horne and guard Tom Thayer, have been alternates.

Before joining the Bears in 1981, Stanfel served as interim head coach of the New Orleans Saints for the final four games of the 1980 season. He began his coaching career at Notre Dame (1959-



## ASSISTANT COACHES

62) and spent one season on the California staff (1963) before taking his initial pro job with the Eagles in 1964. After seven seasons in Philadelphia, Stanfel joined the 49ers in 1971 as line coach and stayed there until joining the Saints in 1976.

After playing collegiately at the University of San Francisco, Stanfel enjoyed a nine-year pro career which many football historians feel is worthy of Hall of Fame consideration. A second-round draft pick by Detroit, Stanfel played five years with the Lions and was the team's MVP for the 1953 season. The five-time all-pro guard finished his career playing three seasons for the Washington Redskins (1956-58).

Stanfel was born in San Francisco and currently lives in Libertyville, IL. He has three sons (Jon, Scott, and Richard).



### ZAVEN YARALIAN — Defensive Backs

After 15 years at five Division I schools, Zaven Yaralian became the latest addition to Chicago's coaching staff when he joined the club on February 12, 1990. In just his first season as coach in the NFL, he made his impact felt. Yaralian's aggressive and enthusiastic coaching style had a positive effect on the Bears' young secondary which helped the team pace the league with 31 interceptions. Shaun Gayle made a successful transition from free to strong safety, Donnell Woolford and Lemuel Stinson emerged as one of the NFL's best cornerback tandems, and rookie Mark Carrier led the NFL with 10 interceptions in being named Rookie of the Year.

Yaralian started his coaching career as a graduate assistant at Nebraska in 1975 before heading to Washington State as the defensive backs coach for two seasons. He then moved to the University of Missouri where he served in the same capacity for five years (1978-83). In 1984, Yaralian joined the University of Florida and coached the secondary for five seasons, including three as the defensive coordinator (1985-87). His defenses were nationally acclaimed, twice finishing in the country's top 10 in fewest yards allowed.

Before joining the Bears he spent two seasons coaching the defensive backs at the University of Colorado. He joined the Buffaloes' staff in 1988, and helped lead them to an 11-1 record including a No. 1 ranking for part of the year. Colorado's lone loss was to Notre Dame in the 1989 Orange Bowl.

A two-year starter at Nebraska (1972-73), Yaralian played safety for the Cornhuskers on both the 1973 Orange Bowl team and 1974 Cotton Bowl team. He was signed by the Green Bay Packers in 1974 and also played for the WFL's Philadelphia Bell in 1975.

Yaralian was born on February 5, 1952, moved to the United States as a child, and grew up in California. He lettered in football and track at Ingelwood High School and was Southern California's Player of the Year in 1969. Zaven and his wife Lorraine have two sons (Blake, Garrett) and reside in Lake Bluff, IL.

## ASSISTANT COACHES SUMMARY

Coach	Position	Joined Bears	Years with Bears	Years in NFL
Steve Kazor	Tight Ends / Special Teams	1982	10th	12th
Greg Landry	Offensive Coordinator	1986	6th	7th
John Levrá	Defensive Line	1986	6th	11th
David McGinnis	Linebackers	1986	6th	6th
Vic Rapp	Wide Receivers	1989	3rd	9th
Johnny Roland	Running Backs	1982	10th	14th
Dick Stanfel	Offensive Line	1981	11th	28th
Vince Tobin	Defensive Coordinator	1986	6th	6th
Zaven Yaralian	Defensive Backs	1990	2nd	2nd





## ANDERSON



### NEAL ANDERSON

35

Running Back

Florida

6th Year

Ht: 5-11

Wt: 210

Born: 8/14/64 in Graceville, Florida

Acquisition: First round (27th player) of 1986 draft.

**PRO CAREER:** Fourth on Bears' all-time rushing list with 4,191 yards...Ranks 11th with 282 points, tied for 12th in receptions with 182, and 20th with 1,836 receiving yards...Bears are 9-4 in his 100-yard outings...His 13 100-yard games trails only Payton (77) and Sayers (20)...Current streak of one reception in 22 straight games is longest on club...Voted to Pro Bowl after '88, '89, and '90.

**1990 SEASON:** Voted to third Pro Bowl...Gained 1,078 yards, third consecutive 1,000-yard season...Surpassed 100-total yards (rushing and receiving) in 11 games (Bears went 9-2)...Second on club with 42 receptions including five over 30 yards...Season-high 141 yards at GB (10/7)...Bruised ribs at GB; did not start vs. Raid (9/30)...Career-high 28 carries and 111 yards in game ball performance at Den (11/18)...Caught team-high seven passes following week at Min (11/25)...Called and caught game-winning, 50-yard touchdown pass from Harbaugh, in OT victory over Lions (12/2)...Rushed for 100-yards in rematch at Det (12/16), but broke rib and did not suit up for Tampa Bay following week...Tied Bears post-season record with 27 rushing attempts and had his first 100-yard post-season game vs. NO (1/6/91)...Fourth highest rushing output in Chicago post-season history (102 yards)...Completed first pass of career, 22-yards to Ron Morris, against Saints.  
**Games played-started:** 15-14

**PREVIOUS SEASONS: 1989** — First-team all-NFL by UPI...Rushed for 1,275 yards becoming second Bear to break 1,000 yards in consecutive seasons (Payton)...Honored as NFC Offensive Player of the Month for September gaining 359 yards and four TDs in three games...Ranked second in NFC rushing, fourth in NFL...15 TDs (11 rush, four rec) were third best in league and third highest season total in Bear history...Led Bears in receiving with 50 catches for 434 yards—just eighth player in club history with 50 receptions in a season...Career-high nine receptions vs. Det (12/10)...First non-kicker since Payton in '79 to lead the Bears in scoring (90 points)...Career-high 146 yards on 21 carries vs. Cin (9/10); 116 on 16 at Det (9/24); 100 on 15 vs. TB (11/19); 119 on 12 vs. GB (12/17)...Two three-TD games: vs. Min (9/17; two rush, one rec) and at TB (10/8; three rushing)...Accumulated 209 total yards (119 rush, 90 rec) vs. GB (12/17)...Accounted for 55.7% of Bears' rushing and 31.8% of total yards...TD runs of 53 and 59 yards...73-yarder (no TD) was longest rush in NFC...Nine games with 100+ all-purpose yards...Surgery on right index finger (1/8/90) and was forced to miss Pro Bowl. **1988** — Gained 1,106 yards to become fifth player in Bear history to rush for 1,000 in season; first (other than Payton) since Gale Sayers in 1967...Selected to Pro Bowl as reserve and led all rushers with 85 yards...Second-team all-NFL by UPI...Had 12 touchdowns (all rushing) to rank second in NFC, seventh in NFL...1,106 yards rushing ranked fourth in NFC, seventh in NFL; 1,477 total yards ranked fourth and sixth respectively...Team's second leading receiver with 39 catches...Four 100-yard games: 123 on 24 atts vs. Mia (9/4), 105 on 20 atts at GB (9/25), 139 on 17 atts vs. GB (11/27) and 122 on 22 atts at Min (12/19)...80-yard run vs. GB for TD was NFL long...Four two-TD games...Accumulated 136 total yards at Wash (11/13) on 16 carries for 86 yards including 50-yard TD run and four catches for 51 yards...Had 100+ all-purpose yards in nine games...Accounted for 47.8% of team's rushing offense (1,106 of 2,319) and 27.8% of team's net



## ANDERSON

offense (1,477 of 5,317). **1987** — First year as starter...Opened at fullback before suffering season-ending sprained right knee vs. Sea. (12/20)...Led team in both rushing (586 yards) and receiving (47 for 467)...Had club's only 100-yard rushing effort (first of career) vs. TB (9/20) with 115 yards on 16 carries...38-yard TD run at TB (10/25), also game-winning six-yard TD catch with 1:28 remaining...102 receiving yards including 59-yard TD at GB (11/8)...Had 35 catches in first six union games. **1986** — All-rookie as special teams player by Pro Football Weekly...Tops with 19 tackles including 15 solos as coverage "gunner"...Saw spot duty as running back...Made only start at Det (12/15) on Monday night...Rushed for 30 yards and caught two passes for 63 yards, including 58-yard TD, in season finale at Dal (12/21)...Game ball vs. TB (12/7) after season-high 33 yards rushing and four special teams tackles...66-yard TD run called back by penalty...Season-long 23-yarder at Cin (9/28).

**COLLEGIATE, PERSONAL:** Finished brilliant college career as Florida's all-time leading rusher with 3,234 yards, a mark since broken by Emmitt Smith (now with Dallas)...Gained 1,034 yards as senior, second in SEC to Auburn's Bo Jackson...Best games as senior were vs. Tenn. (160 yards) and Miss. St. (134)...All-time Gator leader with 32 TDs (30 rushing)...First in all-purpose yards (3,785) and 100-yard games (14)...5.1 career rushing average ties for fourth in SEC history...All-American honors as senior; all-SEC honors final three seasons...916-yard junior campaign included 178 yards on 23 carries vs. Tenn...Led team in rushing as sophomore with 835 yards setting UF record for sophomore yards...Emerged as star late in freshman season gaining 403 yards and six TDs in final three games...Rushed for 197 yards and three TDs on 33 carries in first collegiate start vs. Kentucky...All-state at Graceville (FL) High rushing for 1,200 yards and 22 TDs as senior...Won 100-, 220-, and high jump at state track meet...FCA member...Senator in Florida Student Government...Degree in public relations, aspires to own PR firm...Hobbies include basketball, tennis, golf, and racing remote control cars...Finished fourth overall in 1991 Superstars competition. Won weightlifting with 320-lbs overhead press...Devotes considerable amount of time to charitable causes...Involved with United Way in Chicagoland area, "Say No to Drugs" campaign, American Cancer Society, Brian Piccolo Cancer Research, Better Boys Foundation, Misericordia, Lambs Farm, and March of Dimes...Given name Charles Neal Anderson...Single...Resides in Lake Bluff.

### Anderson's Pro Stats

	Rushing					Receiving					G-GS
	No	Yds	Avg	Lg	TD	No	Yds	Avg	Lg	TD	
1990	260	1078	4.1	52	10	42	484	11.5	50	3	15-14
1989	274	1275	4.7	73	11	50	434	8.7	49	4	16-16
1988	249	1106	4.4	80	12	39	371	9.5	36	0	16-16
1987	129	586	4.5	38	3	47	467	9.9	59	3	11-11
1986	35	146	4.2	23	0	4	80	20.0	58	1	14-1
<b>Career</b>	<b>947</b>	<b>4,191</b>	<b>4.4</b>	<b>80</b>	<b>36</b>	<b>182</b>	<b>1,836</b>	<b>10.1</b>	<b>59</b>	<b>11</b>	<b>72-58</b>

Also: Returned 4 kicks for 26 yards in 1986; threw 1 incomplete pass in 1988.

### Playoffs

1990	39	121	3.1	13	0	8	65	8.1	31	0	2-2
1988	28	113	4.0	23	1	6	37	6.2	13	0	2-2
1987	Did not play — knee										
1986	1	11	11.0	11	0	0	0	0.0	0	0	1-0
<b>Career</b>	<b>68</b>	<b>245</b>	<b>3.6</b>	<b>23</b>	<b>1</b>	<b>14</b>	<b>102</b>	<b>7.3</b>	<b>31</b>	<b>0</b>	<b>5-4</b>

Also: Returned 1 kick for 17 yards in 1986; completed one pass for 22 yards in 1990.

### Anderson's Single Game Highs

Rushes: 28 at Den (11/18/90)*	Receptions: 9 vs. Det (12/10/89)
Yards rushing: 146 vs. Cin (9/10/89)	Yards receiving: 102 at GB (11/8/87)
Long rush: 80 vs. GB (11/27/88)	Long catch: 59 at GB (11/8/87)
Rushing TDs: 3 at TB (10/8/89)	Receiving TDs: 2 vs. GB (12/17/89)

\* Overtime



# ANDERSON

## 1986

DATE	W/L	OPPONENT	RUSHING				RECEIVING				
			NO	YDS	LG	TD	NO	YDS	LG	TD	
9/7	W	Cleveland									
9/14	W	Philadelphia									
9/22	W	@ Green Bay	1	3	3	0	0	0	0	0	0
9/28	W	@ Cincinnati	6	23	23	0	0	0	0	0	0
10/5	W	Minnesota	4	8	4	0	0	0	0	0	0
10/12	W	@ Houston	3	8	8	0	0	0	0	0	0
10/19	L	@ Minnesota	0	0	0	0	0	0	0	0	0
10/26	W	Detroit	0	0	0	0	1	9	9	0	0
11/3	L	LA Rams	1	7	7	0	1	8	8	0	0
11/9	W	@ Tampa Bay	1	1	1	0	0	0	0	0	0
11/16	W	@ Atlanta	0	0	0	0	0	0	0	0	0
11/23	W	Green Bay	0	0	0	0	0	0	0	0	0
11/30	W	Pittsburgh	3	20	11	0	0	0	0	0	0
12/7	W	Tampa Bay	5	33	14	0	0	0	0	0	0
12/15	W	@ Detroit	2	13	9	0	0	0	0	0	0
12/21	W	@ Dallas	9	30	7	0	2	63	58	1	1

### PLAYOFFS

1/3/87	L	Washington	1	11	11	0	0	0	0	0	0
--------	---	------------	---	----	----	---	---	---	---	---	---

## 1987

DATE	W/L	OPPONENT	RUSHING				RECEIVING				
			NO	YDS	LG	TD	NO	YDS	LG	TD	
9/14	W	NY Giants	13	62	18	0	6	81	47	0	0
9/20	W	Tampa Bay	16	117	36	1	4	28	11	0	0
9/27	--	@ Detroit									
10/4	W	@ Philadelphia									
10/11	W	Minnesota									
10/18	L	New Orleans									
10/25	W	@ Tampa Bay	6	52	38	1	7	45	8	1	1
11/1	W	Kansas City	17	59	18	0	6	66	18	0	0
11/8	W	@ Green Bay	13	22	8	0	5	102	59	1	1
11/16	L	@ Denver	11	44	11	0	7	38	10	0	0
11/22	W	Detroit	13	67	16	1	2	23	12	0	0
11/29	W	Green Bay	13	32	9	0	1	20	20	1	1
12/6	W	@ Minnesota	13	75	14	0	1	6	6	0	0
12/14	L	@ San Francisco	10	47	12	0	6	42	13	0	0
12/20	L	Seattle	4	9	9	0	2	16	8	0	0
12/27	W	@ LA Raiders									

### PLAYOFFS

1/10/88	L	Washington									
---------	---	------------	--	--	--	--	--	--	--	--	--

## ANDERSON RUSHING vs. THE NFC CENTRAL

	G	Att	Yards	Avg	TD	Long	100+
Green Bay Packers	10	133	690	5.2	6	80	4
Minnesota Vikings	9	127	529	4.2	4	51	1
Tampa Bay Buccaneers	9	103	521	5.1	10	59	2
Detroit Lions	9	105	478	4.6	3	53	2
<b>TOTAL</b>	<b>37</b>	<b>468</b>	<b>2,218</b>	<b>4.7</b>	<b>23</b>	<b>80</b>	<b>9</b>





# ANDERSON

## 1988

DATE	W/L	OPPONENT	RUSHING				RECEIVING			
			NO	YDS	LG	TD	NO	YDS	LG	TD
9/4	W	Miami	24	123	15	2	2	17	10	0
9/11	W	@ Indianapolis	19	82	18	0	5	21	9	0
9/18	L	Minnesota	8	12	11	0	5	37	22	0
9/25	W	@ Green Bay	20	105	45	2	2	16	9	0
10/2	W	Buffalo	15	24	5	0	1	3	3	0
10/9	W	@ Detroit	14	70	18	0	2	20	12	0
10/16	W	Dallas	9	51	22	0	5	52	16	0
10/24	W	San Francisco	16	62	13	0	3	40	32	0
10/30	L	@ New England	18	87	30	0	2	33	26	0
11/6	W	Tampa Bay	7	7	6	1	2	33	21	0
11/13	W	@ Washington	16	85	50	1	4	51	36	0
11/20	W	@ Tampa Bay	19	66	17	2	1	17	17	0
11/27	W	Green Bay	17	139	80	2	0	0	0	0
12/5	L	@ LA Rams	14	48	9	0	2	17	9	0
12/11	W	Detroit	11	23	5	0	2	5	5	0
12/19	L	@ Minnesota	22	122	51	1	1	9	9	0

## PLAYOFFS

12/31	W	Philadelphia	14	54	23	1	1	6	6	0
1/8/89	L	San Francisco	14	59	16	0	5	31	13	0

## 1989

DATE	W/L	OPPONENT	RUSHING				RECEIVING			
			NO	YDS	LG	TD	NO	YDS	LG	TD
9/10	W	Cincinnati	21	146	35	0	0	0	0	0
9/17	W	Minnesota	23	97	13	2	3	58	24	1
9/24	W	@ Detroit	16	116	53	1	3	18	9	0
10/2	W	Philadelphia	23	85	9	1	1	3	3	0
10/8	L	@ Tampa Bay	17	86	15	3	6	30	12	0
10/15	L	Houston	23	69	20	1	6	51	12	1
10/23	L	@ Cleveland	15	69	24	0	1	31	31	0
10/29	W	LA Rams	22	80	18	0	1	11	11	0
11/5	L	@ Green Bay	15	58	18	0	0	0	0	0
11/12	W	@ Pittsburgh	17	64	13	1	2	7	4	0
11/19	L	Tampa Bay	15	100	59	1	6	48	15	0
11/26	L	@ Washington	13	27	6	0	2	13	9	0
12/3	L	@ Minnesota	17	76	10	0	2	12	7	0
12/10	L	Detroit	12	42	10	1	9	58	15	0
12/17	L	Green Bay	12	119	73	0	6	90	49	2
12/24	L	@ San Francisco	13	41	19	0	2	4	3	0

## ANDERSON RECEIVING vs. THE NFC CENTRAL

	G	Rec	Yards	Avg	TD	Long
Green Bay Packers	10	20	292	14.6	5	59
Tampa Bay Buccaneers	9	31	249	8.0	1	21
Detroit Lions	9	24	200	8.3	1	50
Minnesota Vikings	9	20	175	8.8	1	34
<b>TOTAL</b>	<b>37</b>	<b>95</b>	<b>916</b>	<b>9.6</b>	<b>8</b>	<b>59</b>



## ARMSTRONG

### 1990

DATE	W/L	OPPONENT	RUSHING				RECEIVING			
			NO	YDS	LG	TD	NO	YDS	LG	TD
9/9	W	Seattle	20	101	17	2	5	42	36	0
9/16	W	@ Green Bay	21	71	29	1	4	35	16	1
9/23	W	Minnesota	23	91	10	1	1	-4	-4	0
9/30	L	@ LA Raiders	6	26	8	0	1	6	6	0
10/7	W	Green Bay	21	141	52	1	1	29	29	0
10/14	W	LA Rams	14	63	15	1	4	69	32	1
10/28	W	@ Phoenix	20	74	19	2	3	55	41	0
11/4	W	@ Tampa Bay	17	59	11	1	5	48	14	0
11/11	W	Atlanta	14	22	8	1	1	14	14	0
11/18	W	@ Denver	28	111	11	0	2	28	24	0
11/25	L	@ Minnesota	17	48	12	0	7	57	34	0
12/2	W	Detroit	15	47	15	0	3	66	50	1
12/9	L	@ Washington	11	57	33	0	2	30	19	0
12/16	L	@ Detroit	22	100	14	0	2	10	15	0
12/23	W	Tampa Bay	Did not play — ribs							
12/29	L	Kansas City	11	68	25	0	1	-1	-1	0
<b>PLAYOFFS</b>										
1/6/91	W	New Orleans	27	102	28	0	4	42	31	0
1/13	L	@ NY Giants	12	19	9	0	4	23	12	0



## TRACE ARMSTRONG

### 93

Defensive End

Florida

3rd Year

HT: 6-4

WT: 270

Born 10/5/65 in Birmingham, Alabama

Acquisition: First round (12th player) of 1989 draft.

Choice from Washington for Wilber Marshall.

**PRO CAREER:** Fifteen sacks in two years...Has missed just one game in two pro seasons (vs. Hou, 1989) and started all but two...All-rookie in 1989.

**1990 SEASON:** NFC Defensive Player of the Month in September (25 tackles, five sacks, two forced fumbles, one fumble recovery, one pass defended)...Game balls for two-sack games vs. Sea (9/9), and at GB (9/16)...Tied career-high 11 tackles vs. Min (9/23)...Recorded one sack in five of six games from Oct. 28 to Dec. 2...Spent night in hospital receiving intravenous fluids before Lions game (12/16), but played entire game and led team with eight tackles...Sack and blocked field goal attempt in playoff game against Saints...Second to Dent on team in sacks (10) and fifth with 82 tackles. **Games played-started:** 16-16

**PREVIOUS SEASONS:** 1989 — Moved into vacant LE position in pre-season and became starter...Placed third on team with five sacks for 17 yards...80 tackles were sixth best...Severely sprained ankle at TB (10/8), but missed just one game...Earned game ball at Det (9/24) for seven tackles, one pass defended, and first NFL sack...Moved to DT in nickel situations for last half of season...Recorded season-high 11 tackles in rematch vs. TB (11/19)...Eight tackles, sack, and forced fumble at Wash (11/26)...Winner of Brian Piccolo Award for courage, loyalty, teamwork, dedication, and sense of humor.



## ARMSTRONG

**COLLEGIATE, PERSONAL:** Played final season for Florida after transferring from Arizona State...Granted immediate eligibility after NCAA waived its transfer rule in unusual academic status case from high school...Earned first-team all-America honors from Sporting News; second-team from Football News...Starting left tackle as senior, recording 59 tackles, school-record 19 tackles-for-loss, and seven sacks as first-team all-SEC choice...Had arthroscopic left knee surgery after Vanderbilt game in which he had seven solos, two tackles-for-loss, a fumble recovery, sack and deflected pass...Returned for next game vs. Auburn and responded with six tackles, sack, tackle-for-loss, and pass deflection...Missed All-American Bowl vs. Illinois while recovering from second minor knee scope...Started 10 games as junior for ASU and led Sun Devils with seven sacks and 10 tackles-for-loss...Best outing was six tackles and three sacks vs. UTEP...46 total tackles led defensive line...Played in eight games as sophomore including two starts...Finished with 26 tackles (17 solos), a sack and a pair of tackles-for-loss...Appeared in 10 games including three starts as freshman...Had 32 tackles, with season-best five stops vs. Cal. in first collegiate start...Received redshirt status for '84 season... Lettered three years as outside linebacker/defensive end at John Carroll High...All-state and Birmingham News' Top 12 players in Alabama...Psychology degree...Hobbies include hunting, video games, and reading...Given name Raymond Lester Armstrong...Single...Resides in Buffalo Grove.

### Armstrong's Pro Stats

	Int-Yds	Tkls-Solo	Force Fum	Fum Rec	Pass Def	Sack-Yds	G-GS
1990	0-0	82-33	2	2	4	10-59	16-16
1989	0-0	80-37	1	1	1	5-17	15-14
<b>Career</b>	<b>0-0</b>	<b>162-70</b>	<b>3</b>	<b>3</b>	<b>5</b>	<b>15-76</b>	<b>31-30</b>
<b>Playoffs</b>							
1990	0-0	8-3	0	0	0	2-19	2-2
<b>Career</b>	<b>0-0</b>	<b>8-3</b>	<b>0</b>	<b>0</b>	<b>0</b>	<b>2-19</b>	<b>2-2</b>

### Armstrong's Single Game Highs

Tackles: 11 vs. TB (11/19/89); vs. Min (9/23/90) Solo: 5 (5 times) Last: at TB (11/4/90)  
Sacks: 2 vs. Sea (9/9/90); at GB (9/16/90)

## GAME BALLS

After each Chicago victory, Bears coaches award game balls to deserving players after reviewing the video tapes of the game. Last season balls were given to the following players:

Sept. 9	Seattle	17- 0	All defensive players and coaches
Sept. 16	@ Green Bay	31-13	Anderson, Armstrong, Dent, Harbaugh, Perry, Roper
Sept. 23	Minnesota	19-16	Offensive line and tight ends; Butler, Dent, Muster
Oct. 7	Green Bay	27-13	Anderson, Butler, Dent, Muster, Tomczak
Oct. 14	LA Rams	38- 9	Boso, Gayle, Harbaugh, Roper, Singletary, Woolford
Oct. 28	@ Phoenix	31-21	Covert, Gayle, Morris, Muster, Perry
Nov. 4	@ Tampa Bay	26- 6	Carrier, Gentry, Muster, Rouse
Nov. 11	Atlanta	30-24	Davis, Dent, Jackson, Morrissey
Nov. 18	@ Denver	16-13	Anderson, Becker, Buford, Cox, Gayle, Kozlowski, Morrissey, Muster, Singletary, Van Horne
Dec. 2	Detroit	23-17	All players and staff for clinching sixth NFC Central Division Title
Dec. 23	Tampa Bay	27-14	Defensive coaches, Armstrong, Gayle, Muster, Sanders, Tomczak, Woolford
Jan. 6	New Orleans	16- 6	Pro scout Ken Geiger, Anderson, Covert, Gayle, Gentry, Jones, Mangum, McMichael, Thayer





# BAILEY



## JOHNNY BAILEY

# 22

Running Back

Texas A & I

2nd Year

Ht: 5-9

Wt: 180

Born: 3/17/67 in Houston, Texas

Acquired: Ninth round (228th player) of 1990 draft.

**PRO CAREER:** Holds Bears record for longest punt return with 95-yarder vs. KC (12/29)...First Bear since Johnny Morris (1959) to lead conference in punt return average (11.1 yards)...Bears leading active punt returner with 399 yards.

**1990 SEASON:** Became first Bear in over three years to return a punt for TD with 95-yarder vs. Chiefs...Leading kickoff and punt returner who also saw reserve action at running back...Started at LA Raiders for injured Anderson (9/30), rushed six times for 19 yards, and completed one 22-yard pass to Thornton...Had 24-yard punt return in overtime to set up game-winning field goal at Den (11/18)...Personal-highs with four kickoff returns for 64 yards at Det (12/16)...Had 36-yard punt return vs. TB (12/23)...Longest KOR was 44-yards in playoffs at NYG (1/13/91)...Led team in pre-season rushing: 25-173, four TDs including 55-yarder on first pro carry. **Games played-started:** 16-1

**COLLEGIATE, PERSONAL:** College football's all-time leader in both rushing with 6,320 yards (surpassing Tony Dorsett) and all purpose yards with 7,803...Two-time winner of Harlon Hill Award—to NCAA Division II College Player of Year...Led Division II rushers in each of final three seasons...Four year consensus all-America first-team selection...Second player (Jerry Rice in '84 was the other) below the Division 1-A level to earn first-team all-American honors from the Football Writers Association of America...Ranked second in Division II with 1,269 yards (7.6 avg.) and 15 TDs...204 yards rushing vs. Portland St...Lone Star Conference Back of the Year by averaging 144.2 yards rushing as junior...459 rushing yards in two playoff games...Set school record as sophomore with 254 yards, five TDs on 29 carries in win over W. Texas St...Set Texas A & I season mark with 271 carries (averaging 7.4 yards) in rookie season...All-America, all-state, and all-Houston at Yates High...Undeclared enroute to state title in 1985 as he rushed for 1,300 yards...Sociology major...Given name Johnny Lee Bailey...Single...Resides in Lake Bluff.

### Bailey's Pro Stats

	Rushing					Kickoff Returns					Punt Returns					G-GS
	No	Yds	Avg	Lg	TD	No	Yds	Avg	Lg	TD	No	Yds	Avg	Lg	TD	
1990	26	86	3.3	9	0	23	363	15.8	30	0	36	399	11.1	95	1	16-1
<b>Career</b>	<b>26</b>	<b>86</b>	<b>3.3</b>	<b>9</b>	<b>0</b>	<b>23</b>	<b>363</b>	<b>15.8</b>	<b>30</b>	<b>0</b>	<b>36</b>	<b>399</b>	<b>11.1</b>	<b>95</b>	<b>1</b>	<b>16-1</b>

Also: Threw 1 pass for 22 yards in 1990.

### Playoffs

1990	0	0	0	0	0	2	61	30.5	44	0	3	16	5.3	13	0	2-0
<b>Career</b>	<b>0</b>	<b>0</b>	<b>0</b>	<b>0</b>	<b>0</b>	<b>2</b>	<b>61</b>	<b>30.5</b>	<b>44</b>	<b>0</b>	<b>3</b>	<b>16</b>	<b>5.3</b>	<b>13</b>	<b>0</b>	<b>2-0</b>

### Bailey's Single Game Highs

Rushes: 6 at Raid (9/30/90)

Yards: 19 at Raid (9/30/90)

Long Rush: 9 vs. GB (9/16/90); vs. TB (12/23/90)

KORs: 4 at Det (12/16/90)

Long KOR: 44 at NYG\* (1/13/91); 30 vs. Atl (11/11), at Raid (9/30)

Punt Returns: 4, Last: vs. Det (12/2/90)

PR Yards: 95 vs. KC (12/29/90)

Long Punt Return: 95 vs. KC (12/29/90)

KOR Yards: 64 at Det (12/16/90)

\* Playoff game



# BORTZ

## MARK BORTZ

62

Guard

Iowa


9th Year

Ht: 6-6

Wt: 270

Born: 2/12/61 in Pardeeville, Wisconsin

Acquisition: Eighth round (219th player) of 1983 draft.



**PRO CAREER:** Opened last 71 games at left guard...Missed just two games in eight seasons...Starter since 1984...Came out of college as defensive tackle, but projected as offensive lineman by Bears' VP Personnel Bill Tobin...Voted to Pro Bowl in '91 after being an alternate in '89 and '90.

**1990 SEASON:** Started all 16 games extending start streak to 71 straight—longest on team...Member of offensive line named NFC Offensive Player of the Week for 223-yard rushing performance at Phx (10/28)...Game ball vs. Min (9/23)...Left Denver game (11/18) in first quarter after suffering mild concussion...Left Tampa game (12/23) in third quarter with pinched nerve in neck...Off-season surgery on left shoulder by Dr. Michael Schafer (1/31) prevented him from playing in Pro Bowl. **Games played-started:** 16-16

**PREVIOUS SEASONS:** 1989 — Game ball for role in no-sack and 164-yard rushing performance vs. Min (9/17)...Selected as Pro Bowl alternate for second straight year. 1988 — Played in first Pro Bowl of career as first alternate...Started all 16 games...Replaced in first quarter at Min (12/19) after suffering thigh bruise. 1987 — Started all 12 union games. 1986 — Started 15 games, missing game vs. Min (10/5) with strained knee...Caught deflected pass for eight yards vs. Det (10/26)...Game ball vs. TB (12/7) after team had season-high 245 yards rushing. 1985 — Started all 19 games. 1984 — Missed game vs. Min (10/28), with sprained ankle. 1983 — Played in all 16 games as back-up.

**COLLEGIATE, PERSONAL:** All-Big Ten defensive tackle at Iowa...Played in East-West Shrine game...Career: 231 tackles, 126 solos, eight pass deflections, six fumbles recovered, forced fumble, and blocked kick...Several all-America teams as senior...All-state in football and basketball as prep at Pardeeville High (Wisconsin)...Active outdoorsman who enjoys hunting and fishing...Grew up in Pardeeville with eight brothers and sisters...General studies major...Given name Mark Steven Bortz...Married (Liza)...Two sons (Benjamin and Simon)...Resides in Vernon Hills, IL.

### Bortz' Pro Stats

**Games-Starts:** 122-106 — 1983 (16-0); 1984 (15-15); 1985 (16-16); 1986 (15-15); 1987 (12-12); 1988 (16-16); 1989 (16-16); 1990 (16-16)

Also: Caught 1 pass for 8 yards in 1986.

**Playoffs:** 11-11 — 1984 (2-2); 1985 (3-3); 1986 (1-1); 1987 (1-1); 1988 (2-2); 1990 (2-2)

## OFFENSIVE LINE DURABILITY

Pos.	Player	Obtained	Games-Starts*	Missed**	Pro Bowls
C	Jay Hilgenberg	FA-81	158-125	3	Starter 1986-91
RT	Keith Van Horne	D1-81	152-145	7	Alternate 1986
LT	Jim Covert	D1-83	121-119	14	Starter 1986-87
LG	Mark Bortz	D8-83	133-117	2	Reserve 1989, starter 91
RG	Tom Thayer	D4-83/FA-85	101-97	0	Alternate 1988

\* includes playoffs; \*\* does not include non-union games.

**CAP BOSO****86****Tight End****Illinois****5th Year****Ht: 6-3****Wt: 224****Born: 9/10/63 in Kansas City, Missouri****Acquisition: Signed as free agent, 9/8/87. Originally drafted by Pittsburgh in 8th round of 1986.**

**PRO CAREER:** Bears' back-up tight end since claimed on waivers from Cardinals in '87...Also used as play messenger...Caught Bill Tobin's eye in '87 pre-season performance against Bears at Soldier Field.

**1990 SEASON:** Caught at least one pass in first six home games; and no receptions on the road...Placed on IR (12/21) for final two regular season games and both playoffs with left ankle injury suffered a month earlier at Den (11/18)...Surgery on ankle (1/9/91) performed by Dr. Lowell Weil...Earned game ball vs. Rams (10/14) while setting career mark with 68 receiving yards and tying career-high with five catches...Lone touchdown vs. GB (10/7) on two-yard pass from Tomczak...Made first pro start vs. Raid (9/30) as Bears opened with double-tight end set...Inactive for game at Min (11/25) with sprained ankle suffered previous week. **Games played-started: 13-1**

**PREVIOUS SEASONS: 1989** — Saw extensive action as play messenger, alternating with Jim Thornton...Season-high 60 receiving yards, including 43-yard long, at Det (9/24)...Tied season-best with 17 receptions...Pulled abdominal muscle in practice (10/11) and contributed only on special teams vs. Hou (10/15) and at Clev (10/23)...Caught three-yard TD at Min (12/3)...Fifth on special teams with 10 tackles. **1988** — Appeared in six regular season games as a reserve...Suffered pinched nerve in neck/shoulder during training camp and was placed on injured reserve (8/31)...Activated (11/11) and alternated with Thornton remainder of season...Caught six passes in final six weeks including season-high three for 25 yards vs. Det (12/11)...Two catches vs. GB (11/27) and vs. Eagles (12/31)...Strained left knee vs. Eagles and was inactive for NFC Championship. **1987** — Finished as team's seventh leading receiver with 17 catches for 188 yards...Joined team six days before season opener after being waived in Cards' final cutdown...Caught 15 passes in first four games following strike (10/25-11/22)...Two catches for 35 yards at TB (10/25) in key TD drives...First career TD following week vs. Chiefs (11/1), in four-reception, 51-yard effort...Career-high five catches at GB (11/8)...Caught six-yard TD at Den (11/16)...Shared time with Emery Moorehead after strike. **1986** — Eighth round selection by Steelers; released prior to season...Signed by St. Louis (12/10) after roster spot opened due to injury...Played in final two games with Cards, but did not catch pass.

**COLLEGIATE, PERSONAL:** AP first-team all-Big Ten as junior after catching 44 passes for 363 yards and one TD...Had 35 catches for 369 yards, four TDs as senior...All-American performer at Joliet (IL) JC before transferring to Illinois...Hobbies include basketball, golf, and horse racing...Degree in sociology...Prepped at Indianapolis' Bishop Chatard High...Given name Casper Nicholas Boso...Single...Resides in Buffalo Grove, IL.





## BUFORD

### Boso's Pro Stats

	Rec.	Yds	Avg	Lg	TD	G-GS
1990 Bears	11	135	12.3	25	1	13-1
1989 Bears	17	182	10.7	43	1	16-0
1988 Bears	6	50	8.3	15	0	6-0
1987 Bears	17	188	11.1	31	2	12-0
1986 Cardinals	0	0	0.0	0	0	2-0
<b>Career</b>	<b>51</b>	<b>555</b>	<b>10.9</b>	<b>43</b>	<b>4</b>	<b>49-1</b>

Also: 1 kickoff return for 0 yards in 1990.

### Playoffs

		Injured Reserve — ankle				
1990 Bears						
1988 Bears	2	16	8.0	9	0	1-0
1987 Bears	3	19	6.3	10	0	1-0
<b>Career</b>	<b>5</b>	<b>35</b>	<b>7.0</b>	<b>10</b>	<b>0</b>	<b>2-0</b>

### Boso's Single Game Highs

Receptions: 5 at GB (11/8/87); Long: 43 at Det (9/24/89)  
vs. Rams (10/14/90) Yards: 68 vs. Rams (10/14/90)

## MAURY BUFORD

# 8

Punter

Texas Tech

9th Year

Ht: 6-0

Wt: 198

Born: 2/18/60 in Mt. Pleasant, Texas

Acquisition: Signed as free agent (8/1/89). Originally selected by San Diego in 8th round of 1982.



**PRO CAREER:** Fifth in Bear history with 41.0 average...Sixth among active NFL punters with 41.4-yard average...Has placed 24% of punts (122 of 508) inside 20-yard line.

**1990 SEASON:** Second in NFC with 22 punts in-20...Three punts in-20 vs. Sea (9/9)...Season-long 59-yarder vs. GB (10/7)...Game ball at Den(11/18) after placing both OT punts inside 10-yard line...Eight punts in three games: at Raid (35.6 avg.), at Den (44.8 avg.), vs. Det (34.8 avg.)...Three straight games (vs Rams, at Phx, at TB) with just two punts a contest...Had punts blocked vs. GB (10/7) and vs. Atl (11/11) and deflected at Raid (9/30) and at Det (12/16). **Games played:** 16

**PREVIOUS SEASONS:** **1989** — Joined club after being waived by GB in first week of training camp...Career-high 21 kicks inside the 20-yard line tied for second best in NFC...Four punts inside the 20 vs. Phil (10/2)...Tied for seventh in NFC with 33.4 net average...Earned game ball vs. LA Rams (10/29) with season-high eight punts, 361 yards, and 45.1 avg...Kicked season-long 60-yarder at TB (10/8)...Had two games of just one punt: at Det (9/24) and vs. GB (12/17)...Just 30 of 72 punts were returned...FG holder when Tomczak injured ribs vs. Det (12/10). **1988** — Signed with Denver as a free agent (7/22)...Waived by the Broncos in August and signed with Atlanta...Waived by Falcons and signed with Giants when Sean Landeta was injured in season opener...Finished third in the NFC with a 41.3 yard gross average on 75 punts...Ninth in the NFL depositing 13 punts inside the 20-yard line...Seventh in conference with 33.5 yard net average. **1987** — Released by the Bears (9/7) and sat out entire '87 season. **1986** — Only 23 of 69 punts were returned—lowest percentage in NFL.



## BUFORD

**1985** — Averaged 50+ yards per punt in three games...Best outings included four punts vs. Colts (12/8) with two landing inside 5-yard line and one traveling 64 yards; 54.6 yard average on five punts vs. GB (10/21)...Longest punt as a Bear was 69-yard boot at TB (10/6)...Obtained by Bears in exchange for 12th round selection in 1986 draft...Won job in '85 training camp. **1984** — Top punter in Charger history with 42.7 average before being traded. **1983** — Third in NFL with 41.3 average. **1982** — Second longest kick in AFC and career-long 71-yarder vs. Den (9/12)...San Diego's eighth round choice (215th player) in 1982 draft.

**COLLEGIATE, PERSONAL:** Ranked fifth in NCAA as senior with 44.8 yard average...Played in Blue-Gray and Senior Bowl games...Averaged 43.2 yards on 293 punts at Texas Tech...All-SWC choice in '81...Led nation in punting with 44.1-yard average in '78 becoming first freshman to do so in 35 years...Academic all-American in '79...Football, baseball, and track standout at Mount Pleasant (TX) High...Hobbies include golf and reading history books...Business administration and marketing degree...Given name Maury Anthony Buford...Married (Dana)...Son (Bryce) and daughter (Callie Marie)...Lives in Mundelein, IL.

### Buford's Pro Stats

	No	Yds	Avg	TB	In 20	Lg	Blk	Net Avg	G
1990 Bears	76	3,073	40.4	7	22	59	2	33.5	16
1989 Bears	72	2,844	39.5	9	21	60	0	33.4	16
1988 Giants	73	3,012	41.3	10	12	56	2	33.5	15
1987				Did not play					
1986 Bears	69	2,850	41.3	9	20	59	1	36.9	16
1985 Bears	68	2,870	42.2	14	18	69	1	34.6	16
1984 Chargers	66	2,773	42.0	3	11	60	0	35.0	16
1983 Chargers	63	2,763	43.9	8	13	60	0	36.6	16
1982 Chargers	21	868	41.3	3	5	71	2	31.4	16
<b>Career</b>	<b>508</b>	<b>21,053</b>	<b>41.4</b>	<b>63</b>	<b>122</b>	<b>71</b>	<b>8</b>	<b>34.6</b>	<b>127</b>

Also: 1 incomplete pass in 1983; 5-yard completion in 1985; (-13)-yard rush in 1986; 6-yard rush in 1989; (-9)-yard rush in 1990.

Playoffs	No	Yds	Avg	TB	In 20	Lg	Blk	Net Avg	G
1990 Bears	4	139	38.7	3	7	55	0	16.0	2
1986 Bears	5	203	40.6	0	0	49	0	36.2	1
1985 Bears	20	760	38.0	2	4	55	0	33.8	3
1982 Chargers	5	213	42.6	1	2	50	0	35.4	2
<b>Career</b>	<b>34</b>	<b>1,315</b>	<b>38.7</b>	<b>6</b>	<b>13</b>	<b>55</b>	<b>0</b>	<b>34.1</b>	<b>8</b>

### Buford's Single Game Highs

Longest: 71 yards vs. Den (9/12/82)

Most: 9 vs. Raiders (12/1/83)

Avg: 54.6 yards vs. GB (10/21/85)

Yards: 388 vs. Raiders (12/1/83)

## PUNTERS UNDER DITKA

Year	Punter	Punts	Gross	In-20
1990	Maury Buford	76	40.4	22
1989	Maury Buford	72	39.5	21
1988	Bryan Wagner	79	41.5	18
1987	Bryan Wagner	36	40.6	9
	Kevin Brown	18	41.2	4
	Tom Barnhardt	6	39.3	2
1986	Maury Buford	69	41.3	19
1985	Maury Buford	68	42.2	18
1984	Dave Finzer	83	40.1	26
1983	Bob Parsons	79	36.9	22
	Ray Stachowicz	14	31.9	0
1982	Bob Parsons	58	41.3	9
	Jim McMahon	1	59.0	0



## KEVIN BUTLER

6

Place Kicker

Georgia

7th Year

Ht: 6-1

Wt: 185

Born: 7/24/62 in Savannah, Georgia

Acquisition: Fourth round (105th player) of 1985 draft.



**PRO CAREER:** NFL record holder for Most Consecutive Field Goals with 24...Holds 14 club records: points, season (144 in 1985); FG, career (134); FG, season (31 in 1985); FG attempts, season (41 in 1986); consecutive FG, lifetime (24 in 1988-89); consecutive FG, games (13 in 1985-86 and 1990); FG pct., lifetime (73.6); FG pct., season (81.6 in both 1988 & 1989); 50-yard FG, career (7); 50-yard FG, season (4); post-season points, career (56); post-season FG, career (13); post-season FG, game (3); and post-season FG, long (46 yards)...Second in Bears history with 633 points, just 117 behind Walter Payton's 750...Has connected on nine of 11 FG attempts with less than a minute remaining or in overtime. In both misses, the Bears won in OT on a Butler field goal...Will have new holder for 1991 season (Tomczak in 1990).

**1990 SEASON:** Attempted field goal in every game, making at least one in 15 of 16 games tying club record (his own) with one in 13 straight games...Second in NFC with 114 points...Game balls vs. Min (9/23) and vs. GB (10/7) for two 50-yard FGs in each game. Only seven other NFL kickers have ever booted four 50-yarders in a single season...51-yard FG vs. Min came with 0:04 remaining and gave Bears 19-16 win...Kicked game-winning 44-yarder in overtime at Den (11/18) after hitting left upright on 41-yarder in final seconds of regulation...Responsible for all nine points in Bears 10-9 loss at Wash (12/9). Hit left upright on 46-yard kick early in fourth quarter...Had 36-yard attempt blocked vs. Min (9/23) and 40-yarder by TB (11/4)...Missed on only try at Det (12/16) when 50-yard attempt went wide right. Suffered separated shoulder later in game while making tackle on kickoff...Made three of four field goal attempts in post-season. **Games played: 16**

**PREVIOUS SEASONS: 1989** — Set NFL record for Most Consecutive Field Goals with a 33-yard kick at Min (12/3) giving him 24 straight. Streak lasted from 10/16/88-12/3/89 and ended with a blocked 44-yard attempt in same game which also snapped string of 18 straight road FGs...Career-high 17 points at Det (9/24) with four FGs and five PATs...Season-long 46-yarder and game ball (eight points and 100th lifetime field goal) vs. LA Rams (10/29)...Did not attempt a field goal in six games including four straight: 10/2-10/23. **1988** — Led club with 82 points on 15 of 19 field goal attempts...Longest boot was 46-yarder in first half of playoff game vs. Eagles (12/31)...Season-high 10 points at Wash (11/13) on two FGs and four PATs. **1987** — Finished the season with streak of 19 consecutive field goals inside 40-yard line after making all 16 during season...Tied career-long by kicking a 52-yarder in each Packer game...Kick at GB (11/8) from 52 yards was final play of game in 26-24 win...Had three other field goals at GB in 14-point effort...Successful on 13 straight kicks (11/16 to 12/6). **1986** — Led NFC in scoring for second straight season with 120 points by converting 28 of 41 FGs and 36 of 37 PATs...Set Bear mark with 18 consecutive FGs (9/14-11/16)...Broke George Blanda's team record by kicking at least one FG in 13 straight games (11/10/85-10/12/86)...Kicked game winning field goals in OT vs. Eagles (9/14) and Steelers (11/30) from 23 and 42 yards, respectively...His 22-yarder at Det (12/15) with 0:04 remaining gave the Bears a 16-13 win...12 of 13 misses came in three games (four vs. Phil, three at Atl., three vs. Pit, two vs. Clev)...Five touchbacks at TB (11/9). **1985** — Set NFL record for rookie by scoring 144 points





# BUTLER

breaking Gale Sayers' 1965 mark of 132...Hit 31 of 38 FGs and all 51 PATs while earning all-rookie honors...Converted 28 of 29 kicks inside 40...Kicked four FGs in three games...Game ball after 14-points at SF and after 4-for-4 effort against Jets...Longest pro attempt was 63-yarder in season opener (9/8) which fell short...Made all three field goal attempts in Super Bowl XX.

**COLLEGIATE, PERSONAL:** Consensus all-America at Georgia final two seasons...Made 77 of 98 FGs including 23 of 28 as senior...Set NCAA record for most games with two-or-more FGs (27)...Set SEC career records for points (353), points by kicker (353), FG attempts (98), FGs (77), and longest FG (60 yards vs. Clemson, 1984)...Three-time all-SEC choice and one of only five kickers in NCAA history to kick over 50 FGs and have accuracy mark of 75% or better (79%)...Only 50 of 184 kickoffs were returnable...Special teams captain as junior and senior...19 FGs as freshman were SEC record...All-state kicker at Redan High in Georgia (same school as Bear draftee punter/kicker Chris Gardocki) where he kicked six FGs over 50 yards...Also played soccer and defensive back in football...Involved with local heart association...Hobbies include golf and spending time with his children...Given name Kevin Gregory Butler...Married (Cathy)...Daughter (Katie Scarlett) and son (Drew)...Resides in Hawthorne Woods, IL.

### Butler's Pro Stats

	1-19	20-29	30-39	40-49	50+	FGs	Pct	Avg FG	Avg FGA	PATs	Pts
1990	1-1	8-8	5-8	8-13	4-7	26-37	70.1	35.7	37.8	36-37	114
1989	0-0	6-6	6-7	3-5	0-1	15-19	78.9	32.1	34.5	43-45	88
1988	1-1	4-4	7-8	3-6	0-0	15-19	78.9	31.9	33.8	37-38	82
1987	0-0	11-11	5-5	1-6	2-6	19-28	67.8	31.3	36.9	28-30	85
1986	1-1	11-14	9-12	6-8	1-6	28-41	68.3	31.8	35.1	36-37	120
1985	2-2	13-13	13-14	3-6	0-3	31-38	81.8	29.8	33.1	51-51	144
<b>Career</b>	<b>5-5</b>	<b>53-56</b>	<b>45-54</b>	<b>24-44</b>	<b>7-23</b>	<b>134-182</b>	<b>73.6</b>	<b>32.1</b>	<b>35.3</b>	<b>231-238</b>	<b>633</b>
	(100.0)	(94.6)	(83.3)	(54.5)	(30.4)	(73.6)				(97.1)	

**Kickoffs-Touchbacks:** 436-65 — 1985 (96-18); 1986 (83-18); 1987 (37-10); 1988 (65-9); 1989 (76-5); 1990 (79-5)

### Playoffs

1990	1-1	2-2	1-2	0-0	0-0	4-5	80.0	23.8	26.2	1-1	13
1988	0-0	2-2	0-1	1-1	0-1	3-5	60.0	32.7	36.4	2-2	11
1987	0-0	1-1	0-0	0-1	0-0	1-2	50.0	25.0	36.5	2-2	5
1986	0-0	1-1	0-0	1-2	0-0	2-3	67.7	32.0	37.7	1-1	7
1985	0-0	3-4	1-2	0-1	0-0	4-7	57.1	27.5	31.9	11-11	23
<b>Career</b>	<b>1-1</b>	<b>9-10</b>	<b>2-5</b>	<b>2-5</b>	<b>0-1</b>	<b>14-22</b>	<b>63.6</b>	<b>28.0</b>	<b>32.8</b>	<b>17-17</b>	<b>59</b>

### Butler's Single Game Highs

FG Attempts: 6 (3 times) Last: at GB (11/8/87)

Points: 17 at Det (9/24/89)

Field Goals: 4 (6 times) Last: vs. Min (9/23/90)

Long: 52 (4 times) Last: vs. Min (9/23/90)

### The Butler Breakdown

	G	1-19	20-29	30-39	40-49	50+	FGs	Pct	PATs	Pts
Home	46	3-3	24-25	14-20	10-20	5-16	56-84	66.7	129-131	297
Road	46	2-2	29-31	31-34	14-24	2-7	78-98	79.6	102-107	336
Artificial	41	3-3	30-31	23-27	12-20	1-14	69-95	72.6	114-116	321
Grass	51	2-2	23-25	22-27	12-24	6-9	65-87	74.7	117-122	312
Indoors	13	1-1	12-12	8-10	5-8	0-3	26-34	76.4	31-32	109
Outdoors	79	4-4	41-44	37-44	19-36	7-20	108-148	72.9	200-206	524
Sept — home	13	1-1	9-9	2-5	3-7	2-9	17-31	54.8	40-41	91
road	8	1-1	6-6	5-7	3-4	1-1	16-19	84.2	25-26	73
Oct — home	12	1-1	7-7	2-2	3-4	2-2	15-16	93.8	31-32	76
road	10	0-0	3-3	7-8	0-1	0-0	10-12	83.3	25-26	55
Nov — home	12	0-0	5-6	8-8	2-2	1-4	16-20	80.0	33-33	81
road	14	0-0	10-12	9-10	8-13	1-2	28-37	75.7	30-32	114
Dec — home	9	1-1	3-3	2-4	2-5	0-1	8-14	57.1	25-25	49
road	14	1-1	10-10	10-10	3-6	0-4	24-31	77.4	22-23	94



# BUTLER

1985	Pts	FG Made	Miss	PAT
TB	8	38	63s, 45wr	5-5
NE	8	21, 28	---	2-2
@ Min	15	24, 19, 34, 31	34wl, 45wl	3-3
Wash	9	28	---	6-6
@ TB	9	30, 30	---	3-3
@ SF	14	34, 38, 27, 29	---	2-2
GB	3	---	---	3-3
Min	9	40, 29	---	3-3
@ GB	2	---	---	2-2
Det	6	39	43wr	3-3
@ Dal	14	44, 46, 22	---	5-5
Atl	10	35, 32	---	4-4
@ Mia	6	30	---	3-3
Ind	5	20	---	2-2
@ NYJ	13	18, 31, 37, 21	---	1-1
@ Det	13	25, 24, 21	51wr, 50wr	4-4
<b>Playoffs</b>				
NYG	3	---	26wl, 49s, 38wl	3-3
Rams	6	34	---	3-3
NE	14	28, 24, 24	---	5-5


1988	Pts	FG Made	Miss	PAT
Mia	4	---	40wr, 44wl	4-5
@ Ind	5	40	37wr	2-2
Min	1	---	---	1-1
@ GB	6	35	---	3-3
Buf	6	22	---	3-3
@ Det	6	37	---	3-3
Dal	5	21	42wl	2-2
SF	4	18	---	1-1
@ NE	1	---	---	1-1
TB	4	---	---	4-4
@ Wash	10	32, 24	---	4-4
@ TB	9	36, 43	---	3-3
GB	2	---	---	2-2
@ Rams	3	39	---	0-0
Det	7	35, 32	---	1-1
@ Min	9	20, 45	---	3-3
<b>Playoffs</b>				
Phil	8	46, 27	51s, 33wr	2-2
SF	3	25	---	0-0

1986	Pts	FG Made	Miss	PAT
Clev	11	47, 19	54wr, 50b	5-5
Phil	7	23, 23	38wr, 46wr, 37wr, 55s	1-1
@ GB	11	34, 52, 27	---	2-2
@ Cin	8	41	---	5-6
Min	11	24, 42, 32	---	2-2
@ Hou	8	31, 27	---	2-2
@ Min	1	---	---	1-1
Det	7	29, 27	---	1-1
Rams	5	30	---	2-2
@ TB	11	25, 23, 22	---	2-2
@ Atl	7	32, 44	28wr, 25wl, 35wl	1-1
GB	4	32	46wl	1-1
Pit	7	39, 42	52s, 53b, 28wl	1-1
TB	6	---	---	6-6
@ Det	10	41, 32, 22	---	1-1
@ Dal	6	31	---	3-3
<b>Playoffs</b>				
Wash	7	23, 41	49wl	1-1

1989	Pts	FG Made	Miss	PAT
Cin	5	29	---	2-2
Min	8	40	---	5-5
@ Det	17	21, 22, 25, 32	---	5-5
Phil	4	---	---	3-4
@ TB	5	---	---	5-5
Hou	4	---	---	4-4
@ Clev	1	---	---	1-1
Rams	8	35, 46	---	2-2
@ GB	7	25, 37	---	1-1
@ Pit	8	39, 35	---	2-2
TB	7	40	---	4-4
@ Wash	2	---	---	2-2
@ Min	4	33	44b	1-2
Det	5	22	43wr, 37wl	2-2
GB	4	---	---	4-4
@ SF	0	---	50wr	0-0

1987	Pts	FG Made	Miss	PAT
NYG	10	25, 24	---	4-4
TB	2	---	50s, 55s	2-2
@ Det		Cancelled due to strike		
@ Phil		Strike		
Min		Strike		
NO		Strike		
@ TB	3	---	47wr	3-4
KC	7	27	52wl	4-4
@ GB	14	27, 29, 24, 52	47wr, 48s	2-2
@ Den	5	42	---	2-3
Det	12	31, 37, 29	---	3-3
GB	11	21, 27, 52	---	2-2
@ Min	12	23, 26, 30	---	3-3
@ SF	0	---	40wl	0-0
Sea	3	---	53s, 48b	3-3
@ Raid	6	38, 30	---	0-0
<b>Playoffs</b>				
Wash	5	25	48s	2-2

1990	Pts	FG Made	Miss	PAT
Sea	5	47	57s	2-2
@ GB	7	41	---	4-4
Min	13	23, 51, 32, 52	36b	1-1
@ Raid	4	22	---	1-1
GB	8	50, 51	32wl	2-2
Rams	8	27	---	5-5
@ Phx	7	33	---	4-4
@ TB	8	30, 22	51wr, 40b	2-3
Atl	6	21	---	3-3
@ Den	10	37, 32, 44	41wl	1-1
@ Min	7	40, 43	41wl	1-1
Det	6	19	35wr	3-3
@ Wash	9	29, 23, 46	46wl	0-0
@ Det	3	---	50wr	3-3
TB	9	46, 43	42wl	3-3
KC	4	24	---	1-1
<b>Playoffs</b>				
NO	10	19, 22, 21	36s	1-1
@ NYG	3	33	---	0-0

**JIM COVERT****74****Offensive Tackle****Pittsburgh****9th Year****Ht: 6-4****Wt: 280****Born: 3/22/60 in Conway, Pennsylvania****Acquisition: First round (6th player) of 1983 draft.**

**PRO CAREER:** Starting LT since rookie season of 1983...Started 108 of 110 games...Voted to NFL Team of the '80s by Pro Football Hall of Fame Board of Selectors...Pro Bowl after '85 and '86.

**1990 SEASON:** Second-team all-NFC by UPI...Was not penalized for holding all year...Member of offensive line named NFC Offensive Player of the Week at Phx (11/4)...Game ball for 215 yard rushing effort vs. Min (9/23)...Injured hip vs. TB (12/23) and could not start vs. KC in season finale...Returned to starting line-up for both playoff contests; turned in game ball performance in playoff win over Saints (1/6/91)...Right knee surgery in off-season (1/31) by Dr. Lanny Johnson. **Games played-started:** 15-15

**PREVIOUS SEASONS:** **1989** — Steady performer at LT...Missed game vs. Det (12/10) because of pulled hamstring suffered at Min (12/3)...Injured ankle vs. Rams (10/29), but did not miss a start. **1988** — Fought lower back problems most of the season, but started final six games and both playoff tilts...Sprained lower back in first practice of camp and had microscopic disc surgery (8/1)...Inactive before starting in Week 3 vs. Min (9/18)...Did not play following two games before going on IR (10/4)...Activated vs. TB (11/6) and played second and fourth quarters before returning to starting lineup at Wash (11/13). **1987** — Started nine games at left tackle despite season-long shoulder injury...Did not play three of last four games due to shoulder and ankle injury...Only start in final four games was at SF (12/14) when he left game early...Still earned all-NFL second-team honors by NEA; first-team all-NFC by UPI...Played with harness most of season to keep shoulder intact...Small fracture in left shoulder surgically repaired (1/15/88). **1986** — Started all 16 games at left tackle...Second straight Pro Bowl starter...All-NFL by AP, PFWA, TSN, and UPI...Miller Lite/NFL Offensive Lineman of Year...Hyperextended left elbow at Houston (10/12) forced him to leave game in third quarter following week at Min...Elbow surgery after season. **1985** — Consensus all-pro choice earning first Pro Bowl appearance...15 starts, missing game vs. Wash (9/29) due to lower back spasms. **1984** — All-pro, all-NFC honorable mention. **1983** — All-rookie by Football Digest, PFW, UPI.

**COLLEGIATE, PERSONAL:** Lombardi Trophy semi-finalist and two-time all America at Pitt...Allowed just three sacks final three seasons; none as senior...Teammate of Dolphins' QB Dan Marino and stood up in his wedding (1/85)...Three-year letterman and captain in football and wrestling as prep at Freedom (PA) High...Piccolo award winner in '83...Donated \$25,000 to Brian Piccolo Cancer Fund after winning 1985 Miller Lite/NFL Offensive Lineman of the Year...Involved in FCA, March of Dimes, Boys Clubs of America, St. Joseph's Hospital, United Way, and Spina Bifida Foundation...Enjoys fishing and hunting...Graduated with BA degree in English...Lists Twain, Melville, Hemingway, and Malamud among favorite authors...Given name James Paul Covert...Wife (Penny)...Sons (Casey and James Scott), daughter (Jessica)...Resides in Lake Forest.

**Covert's Pro Stats**

**Games-Starts: 110-108** — 1983 (16-16); 1984 (16-16); 1985 (15-15); 1986 (16-16); 1987 (9-9); 1988 (8-6); 1989 (15-15); 1990 (15-15)

**Playoffs: 11-11** — 1984 (2-2); 1985 (3-3); 1986 (1-1); 1987 (1-1); 1988 (2-2); 1990 (2-2)





# BUTLER

1985	Pts	FG Made	Miss	PAT
TB	8	38	63s, 45wr	5-5
NE	8	21, 28	---	2-2
@ Min	15	24, 19, 34, 31	34wl, 45wl	3-3
Wash	9	28	---	6-6
@ TB	9	30, 30	---	3-3
@ SF	14	34, 38, 27, 29	---	2-2
GB	3	---	---	3-3
Min	9	40, 29	---	3-3
@ GB	2	---	---	2-2
Det	6	39	43wr	3-3
@ Dal	14	44, 46, 22	---	5-5
Atl	10	35, 32	---	4-4
@ Mia	6	30	---	3-3
Ind	5	20	---	2-2
@ NYJ	13	18, 31, 37, 21	---	1-1
@ Det	13	25, 24, 21	51wr, 50wr	4-4
<b>Playoffs</b>				
NYG	3	---	26wl, 49s, 38wl	3-3
Rams	6	34	---	3-3
NE	14	28, 24, 24	---	5-5

1988	Pts	FG Made	Miss	PAT
Mia	4	---	40wr, 44wl	4-5
@ Ind	5	40	37wr	2-2
Min	1	---	---	1-1
@ GB	6	35	---	3-3
Buf	6	22	---	3-3
@ Det	6	37	---	3-3
Dal	5	21	42wl	2-2
SF	4	18	---	1-1
@ NE	1	---	---	1-1
TB	4	---	---	4-4
@ Wash	10	32, 24	---	4-4
@ TB	9	36, 43	---	3-3
GB	2	---	---	2-2
@ Rams	3	39	---	0-0
Det	7	35, 32	---	1-1
@ Min	9	20, 45	---	3-3
<b>Playoffs</b>				
Phil	8	46, 27	51s, 33wr	2-2
SF	3	25	---	0-0

1986	Pts	FG Made	Miss	PAT
Clev	11	47, 19	54wr, 50b	5-5
Phil	7	23, 23	38wr, 46wr, 37wr, 55s	1-1
@ GB	11	34, 52, 27	---	2-2
@ Cin	8	41	---	5-6
Min	11	24, 42, 32	---	2-2
@ Hou	8	31, 27	---	2-2
@ Min	1	---	---	1-1
Det	7	29, 27	---	1-1
Rams	5	30	---	2-2
@ TB	11	25, 23, 22	---	2-2
@ Atl	7	32, 44	28wr, 25wl, 35wl	1-1
GB	4	32	46wl	1-1
Pit	7	39, 42	52s, 53b, 28wl	1-1
TB	6	---	---	6-6
@ Det	10	41, 32, 22	---	1-1
@ Dal	6	31	---	3-3
<b>Playoffs</b>				
Wash	7	23, 41	49wl	1-1


1989	Pts	FG Made	Miss	PAT
Cin	5	29	---	2-2
Min	8	40	---	5-5
@ Det	17	21, 22, 25, 32	---	5-5
Phil	4	---	---	3-4
@ TB	5	---	---	5-5
Hou	4	---	---	4-4
@ Clev	1	---	---	1-1
Rams	8	35, 46	---	2-2
@ GB	7	25, 37	---	1-1
@ Pit	8	39, 35	---	2-2
TB	7	40	---	4-4
@ Wash	2	---	---	2-2
@ Min	4	33	44b	1-2
Det	5	22	43wr, 37wl	2-2
GB	4	---	---	4-4
@ SF	0	---	50wr	0-0

1987	Pts	FG Made	Miss	PAT
NYG	10	25, 24	---	4-4
TB	2	---	50s, 55s	2-2
@ Det		Cancelled due to strike		
@ Phil		Strike		
Min		Strike		
NO		Strike		
@ TB	3	---	47wr	3-4
KC	7	27	52wl	4-4
@ GB	14	27, 29, 24, 52	47wr, 48s	2-2
@ Den	5	42	---	2-3
Det	12	31, 37, 29	---	3-3
GB	11	21, 27, 52	---	2-2
@ Min	12	23, 26, 30	---	3-3
@ SF	0	---	40wl	0-0
Sea	3	---	53s, 48b	3-3
@ Raid	6	38, 30	---	0-0
<b>Playoffs</b>				
Wash	5	25	48s	2-2

1990	Pts	FG Made	Miss	PAT
Sea	5	47	57s	2-2
@ GB	7	41	---	4-4
Min	13	23, 51, 32, 52	36b	1-1
@ Raid	4	22	---	1-1
GB	8	50, 51	32wl	2-2
Rams	8	27	---	5-5
@ Phx	7	33	---	4-4
@ TB	8	30, 22	51wr, 40b	2-3
Atl	6	21	---	3-3
@ Den	10	37, 32, 44	41wl	1-1
@ Min	7	40, 43	41wl	1-1
Det	6	19	35wr	3-3
@ Wash	9	29, 23, 46	46wl	0-0
@ Det	3	---	50wr	3-3
TB	9	46, 43	42wl	3-3
KC	4	24	---	1-1
<b>Playoffs</b>				
NO	10	19, 22, 21	36s	1-1
@ NYG	3	33	---	0-0



## CARRIER



### MARK CARRIER

20

Safety

USC

2nd Year

Ht: 6-1

Wt: 180

Born: 4/28/68 in Lake Charles, Louisiana

Acquired: First round (6th player) of 1990 draft.

**PRO CAREER:** Led NFL and set club record with 10 interceptions while starting every game...His 12 takeaways (10 int, two FR) tied club mark for most in a season...Sixth Bear with three-interception game (at Wash, 12/9/90)...NFL Defensive Rookie of the Year.

**1990 SEASON:** First Bears rookie since Wally Chambers (1974) to be voted to the Pro Bowl, and first defensive rookie to start all 16 games since Hampton (1979)...Listed on every all-rookie team, and named NFL Defensive Rookie of the Year by Associated Press and Football News...Set club record with 10 interceptions breaking Roosevelt Taylor's 27-year mark of nine in 1963—which was also the last time a Bear led the league in interceptions...Broke rookie interception record of eight by Johnny Lujack in 1948...Third on club with 122 tackles...Three interceptions and nine tackles at Wash (12/9)...NFC Defensive Player of the Week for 11 tackles (six solo), two interceptions, forced fumble, and pass deflection at TB (11/4)...Interception in playoffs vs. NO (1/6/91) on game's last play...Career-high 13 tackles at Min (11/25)...Had 11 tackles vs. Min (9/23)...Forced two fumbles at GB (9/16) and at Raid (9/30)...Longest interception return was 14-yard effort at Phx (10/28)...Had two three-game streaks with at least one interception. **Games played-started:** 16-16

**COLLEGIATE, PERSONAL:** Follows in the mold of former USC defensive backs such as Dennis Smith (Broncos), Joey Browner (Vikings), and Ronnie Lott (Raiders)...Timed at 4.5 in 40-yard dash...Three-year starter who finished with 13 interceptions (13th in school history) and 336 tackles...Applied for draft after junior season...First-team all-America by Sporting News, Football News, AP, Kodak, Football Writers Association, and Walter Camp...Also made every all-Pac Ten team...Winner of Jim Thorpe Award, given annually to the premier defensive back in college football...Led conference and finished 11th in nation with seven interceptions—most in USC history since Lott's eight in 1980...107 tackles ranked second on Trojans...10 stops vs. Michigan in Rose Bowl win...First-team all-America choice and consensus first-team all-Pac Ten in sophomore campaign...Jim Thorpe Award finalist...Second on team with 114 tackles...Second-team freshman all-America...Named nation's top freshman defensive back by Sporting News...Had 115 tackles and four interceptions...Pac Ten Player of the Week after seven tackles recovered fumble, deflected pass, and two interceptions—returning one 29 yards to set up the game-winning score and having a 72-yard return called back by penalty...Collegiate-high 20 tackles against Notre Dame...Redshirt in 1986 after fracturing left foot. One of most highly recruited players in country when he graduated from Long Beach (CA) Poly High...High school all-American by USA Today, Parade, and Adidas...Three year starter at free safety, totaling 14 interceptions...Selected USC to stay close to his father (Willie) who lives in Long Beach and was paralyzed in a 1979 automobile accident...Completed BA degree in communications this past off-season...Given name Mark Anthony Carrier...Single...Resides in Lake Bluff.



# COLEY

## Carrier's Pro Stats

	Int-Yds	Tkls-Solo	Force Fum	Fum Rec	Pass Def	Sacks	G-GS
1990	10-39	122-55	5	2	20	0-0	16-16
<b>Career</b>	<b>10-39</b>	<b>122-55</b>	<b>5</b>	<b>2</b>	<b>20</b>	<b>0-0</b>	<b>16-16</b>

### Playoffs

1990	1-0	19-6	0	0	1	0-0	2-2
<b>Career</b>	<b>1-0</b>	<b>19-6</b>	<b>0</b>	<b>0</b>	<b>1</b>	<b>0-0</b>	<b>2-2</b>

## Carrier's Single Game Highs

Tackles: 13 at Min (11/25/90)

Interceptions: 3 at Wash (12/9/90)

Solo: 7 at GB (9/16/90); vs. KC (12/29/90)

Long Int. Return: 14 at Phx (10/28/90)

## JAMES COLEY

**89****Tight End****Clemson****2nd Year****Ht: 6-3****Wt: 270****Born: 4/13/67 in Jacksonville, FL****Acquisition: Signed as undrafted free agent 5/4/89.**

**PRO CAREER:** Made team as third tight end...Undrafted free agent who spent initial season (1989) on developmental squad.

**1990 SEASON:** First and only pro catch came against Tampa Bay in Week 14 — seven-yard reception from Tomczak...Saw action in all 16 games on special teams and as third tight end in goal line situations. Used as play messenger in post-season games. **Games played-started: 16-0**

**PREVIOUS SEASONS: 1989** — Signed by Bears as undrafted free agent...Released in final cutdown (9/4), but resigned following day to six-man developmental squad (9/5).

**COLLEGIATE, PERSONAL:** Led Clemson with 74 knock down blocks...Started all 11 games in which Tigers used a tight end as senior catching six passes for 86 yards...Eight receptions in junior season led Clemson tight ends...Given name is James Lester Coley...Married (Gwannettia) with one son (James Lester Jr.) and five daughters (Tiyonneteona, Shanuanevia, Ani, Myrialysia, and Fehlisegwanafay)...Resides in Lake Bluff.

## Coley's Pro Stats

	Rec	Yds	Avg	Lg	TD	G-GS
1990	1	7	7.0	7	0	16-0
<b>Career</b>	<b>1</b>	<b>7</b>	<b>7.0</b>	<b>7</b>	<b>0</b>	<b>16-0</b>

**Playoffs** — No statistics in two games played.

## Coley's Single Game Highs

Receptions: 1 vs. TB (12/23/90)

Receiving Yards: 7 vs. TB (12/23/90)



**JIM COVERT****74****Offensive Tackle****Pittsburgh****9th Year****Ht: 6-4****Wt: 280****Born: 3/22/60 in Conway, Pennsylvania****Acquisition: First round (6th player) of 1983 draft.**

**PRO CAREER:** Starting LT since rookie season of 1983...Started 108 of 110 games...Voted to NFL Team of the '80s by Pro Football Hall of Fame Board of Selectors...Pro Bowl after '85 and '86.

**1990 SEASON:** Second-team all-NFC by UPI...Was not penalized for holding all year...Member of offensive line named NFC Offensive Player of the Week at Phx (11/4)...Game ball for 215 yard rushing effort vs. Min (9/23)...Injured hip vs. TB (12/23) and could not start vs. KC in season finale...Returned to starting line-up for both playoff contests; turned in game ball performance in playoff win over Saints (1/6/91)...Right knee surgery in off-season (1/31) by Dr. Lanny Johnson. **Games played-started:** 15-15

**PREVIOUS SEASONS:** **1989** — Steady performer at LT...Missed game vs. Det (12/10) because of pulled hamstring suffered at Min (12/3)...Injured ankle vs. Rams (10/29), but did not miss a start. **1988** — Fought lower back problems most of the season, but started final six games and both playoff tilts...Sprained lower back in first practice of camp and had microscopic disc surgery (8/1)...Inactive before starting in Week 3 vs. Min (9/18)...Did not play following two games before going on IR (10/4)...Activated vs. TB (11/6) and played second and fourth quarters before returning to starting lineup at Wash (11/13). **1987** — Started nine games at left tackle despite season-long shoulder injury...Did not play three of last four games due to shoulder and ankle injury...Only start in final four games was at SF (12/14) when he left game early...Still earned all-NFL second-team honors by NEA; first-team all-NFC by UPI...Played with harness most of season to keep shoulder intact...Small fracture in left shoulder surgically repaired (1/15/88). **1986** — Started all 16 games at left tackle...Second straight Pro Bowl starter...All-NFL by AP, PFWA, TSN, and UPI...Miller Lite/NFL Offensive Lineman of Year...Hyperextended left elbow at Houston (10/12) forced him to leave game in third quarter following week at Min...Elbow surgery after season. **1985** — Consensus all-pro choice earning first Pro Bowl appearance...15 starts, missing game vs. Wash (9/29) due to lower back spasms. **1984** — All-pro, all-NFC honorable mention. **1983** — All-rookie by Football Digest, PFW, UPI.

**COLLEGIATE, PERSONAL:** Lombardi Trophy semi-finalist and two-time all America at Pitt...Allowed just three sacks final three seasons; none as senior...Teammate of Dolphins' QB Dan Marino and stood up in his wedding (1/85)...Three-year letterman and captain in football and wrestling as prep at Freedom (PA) High...Piccolo award winner in '83...Donated \$25,000 to Brian Piccolo Cancer Fund after winning 1985 Miller Lite/NFL Offensive Lineman of the Year...Involved in FCA, March of Dimes, Boys Clubs of America, St. Joseph's Hospital, United Way, and Spina Bifida Foundation...Enjoys fishing and hunting...Graduated with BA degree in English...Lists Twain, Melville, Hemingway, and Malamud among favorite authors...Given name James Paul Covert...Wife (Penny)...Sons (Casey and James Scott), daughter (Jessica)...Resides in Lake Forest.

**Covert's Pro Stats**

**Games-Starts:** 110-108 — 1983 (16-16); 1984 (16-16); 1985 (15-15); 1986 (16-16); 1987 (9-9); 1988 (8-6); 1989 (15-15); 1990 (15-15)

**Playoffs:** 11-11 — 1984 (2-2); 1985 (3-3); 1986 (1-1); 1987 (1-1); 1988 (2-2); 1990 (2-2)

**RON COX****54**

Linebacker                      Fresno State                      2nd Year  
 Ht: 6-2                              Wt: 242  
 Born: 2/27/68 in Fresno, California  
 Acquired: Second round (33rd player) of 1990 draft.  
 Choice from San Diego for Jim McMahon.



**PRO CAREER:** Pass rushing specialist who was hampered by knee injury throughout most of rookie season.

**1990 SEASON:** Injured right knee in pre-season rookie camp and had diagnostic arthroscopy following day (7/12). Could not start practicing in training camp until 8/13...Saw action on special teams and in nickel situation...First pro sack at Raid (9/30)...Two sacks (17 yards) and four solo tackles in game ball performance at Den (11/18)...Suffered concussion following week at Min (11/25), and was inactive vs. Det (12/2)...Season-high seven stops and five solo at Det (12/16) despite suffering sprained right knee and ankle which made him inactive following two weeks of regular season...Missed first playoff game, but returned to contribute against Giants...Post-season surgery on right knee (2/6/91) by Dr. Lanny Johnson. **Games played-started:** 13-0

**COLLEGIATE, PERSONAL:** Strong, mobile pass rusher who tallied a school record career 50 sacks...Ran 4.54 in the 40-yard dash and bench presses over 400 pounds...Three-year starter who applied for NFL draft following junior season...All-Big West Conference first-team and league's Most Valuable Defensive Player in final season...Finalist for Butkus award, given annually to nation's top linebacker...Had 28 sacks for 167 lost yards and 104 stops and 40 tackles-for-loss totalling 225 yards...Two interceptions, including 58-yard return for TD, in California Bowl...Sporting News' National Defensive Player of Week vs. Cal-Fullerton after seven sacks, 17 tackles and eight tackles-for-loss, two forced fumbles, and a pass deflection...At least three sacks in four other contests...First-team all Big West selection and Honorable mention all-America by Sporting News and AP as sophomore...Led team with 14.5 sacks and second with 78 tackles...Started every game at rover despite undergoing arthroscopic right knee surgery in August...Top redshirt freshman linebacker in the country according to Sporting News...Had 7.5 quarterback sacks and 12 QB pressures...Academic redshirt (Prop 48) in 1986...Majored in agriculture...Three sport start at Washington Union High in Fresno...Given name Ron E. Cox...Single...Resides in Lake Bluff.

**Cox' Pro Stats**


	Int-Yds	Tkls-Solo	Force Fum	Fum Rec	Pass Def	Sacks	G-GS
1990	0-0	28-15	1	0	1	3-25	13-0
<b>Career</b>	<b>0-0</b>	<b>28-15</b>	<b>1</b>	<b>0</b>	<b>1</b>	<b>3-25</b>	<b>13-0</b>
<b>Playoffs</b>							
1990	0-0	6-2	0	0	0	1-7	1-0
<b>Career</b>	<b>0-0</b>	<b>6-2</b>	<b>0</b>	<b>0</b>	<b>0</b>	<b>1-7</b>	<b>1-0</b>

**Cox' Single Game Highs**

Tackles: 7 at Det (12/16/90)

Solo: 5 at Det (12/16/90)

Sacks: 2 at Den (11/18/90)

**WENDELL DAVIS****82**

Wide Receiver

LSU

4th Year

Ht: 5-11

Wt: 188

Born: 1/3/66 in Shreveport, Louisiana

Acquisition: First round (27th pick) of 1988 draft.

**PRO CAREER:** Became starter in 1990 after alternating in first two seasons.

**1990 SEASON:** Led team with 14.7-yard reception average and 572 receiving yards despite missing two games and seeing limited action in another two...Turned all eight third-down catches into a first down...Game ball vs. Atl (11/11) with TD and career-high 105 yards on five catches...Career-high seven receptions at Wash (12/9) for 96 yards...Caught passes in 13 straight games before pulling hamstring vs. Min (9/23) which forced him inactive next two weeks...Saw action as sub the following two weeks, without a catch, before returning to starting lineup at TB (11/4)...Six catches for 76 yards at Min (11/25)...Caught TD passes from Harbaugh (vs. Atl), Willis (at Det), and Tomczak (vs. TB)...Surgery on left shoulder (2/13/91) by Dr. John Brna. **Games played-started:** 14-12

**PREVIOUS SEASONS: 1989** — Took over starting role in Week 10 after splitting time with Ron Morris and had season-high four catches in first start at Pit (11/12)...Caught first pro touchdown in Monday night game at Clev (10/23), 5-yard pass from Harbaugh late in game...Both receptions vs. TB (11/19) were in final four minutes of game for TDs, including career-long 52-yarder...Caught eight third-down passes and converted all into firsts...Pulled hamstring in season opener vs. Cin (9/10) and was inactive following two weeks. **1988** — Split time with Dennis Gentry at wide receiver...Finished sixth on club in receiving yards (220) and seventh in catches (15)...Three catches for 36 yards at Ind (9/11), including 11-yard grab on key third down to continue game-winning touchdown drive...Two catches vs. TB (11/6), vs. GB (11/27) and vs. Det (12/11)...Returned three punts for 17 yards replacing an injured McKinnon at NE (10/30).

**COLLEGIATE, PERSONAL:** First-team all-America selection by Sporting News, Kodak, Football News, and College and Pro Football Weekly...Caught 72 passes for 993 yards (13.8 avg.) and 11 TDs as senior...Career totals of 183 catches for 2,708 yards broke Eric Martin's (1981-84) school records of 153 and 2,625...Top games as senior included eight catches for 102 yards vs. Florida; 11 for 128 vs. Georgia; and six for 133 including three TDs vs. Miss...Nine catches for 132 yards and three TDs as Offensive MVP in Gator Bowl win over South Carolina...First-team all-America and all-SEC as junior after 80 receptions for 1,244 yards (15.6 avg.) and 11 TDs...Set school's single game reception record vs. Miss. with 14 catches for 208 yards and TD in '86...All-conference receiver at Fair Park High in Shreveport, also played quarterback...Physical education major...Childhood hero was Drew Pearson...Hobbies include playing basketball and listening to music...Given name Wendell Tyrone Davis...Married (Tricia)...Resides in Libertyville, IL.

**Davis' Pro Stats**

	Rec	Yds	Avg	Lg	TD	G-GS
1990	39	572	14.7	51	3	14-12
1989	26	397	15.3	52	3	14-7
1988	15	220	14.7	36	0	16-1
<b>Career</b>	<b>80</b>	<b>1,189</b>	<b>14.9</b>	<b>52</b>	<b>6</b>	<b>44-20</b>

Also: 1 rush for 3 yards and 3 punt returns for 17 yards in 1988.





## DENT

Playoffs	Rec	Yds	Avg	Lg	TD	G-GS
1990	4	89	22.3	37	0	2-2
1988	1	11	11.0	11	0	2-0
<b>Career</b>	<b>5</b>	<b>100</b>	<b>20.0</b>	<b>37</b>	<b>0</b>	<b>4-2</b>

### Davis' Single Game Highs

Receptions: 7 at Wash (12/9/90)  
Yards: 105 vs. Atl (11/11/90)

Long: 52 vs. TB (11/19/89)  
TDs: 2 vs. TB (11/19/89)

## RICHARD DENT

# 95

Defensive End Tennessee St. 9th Year

Ht: 6-5 Wt: 265

Born: 12/13/60 in Atlanta, Georgia

Acquisition: Eighth round (203rd player) of 1983 draft.



**PRO CAREER:** Bears' career sack leader with 94...Second in NFL to Lawrence Taylor (114.5) among active sackers...Set club's season sack record with 17.5 in '85...10.5 playoff sacks is best in NFL history...Six interceptions as defensive lineman...Has forced 27 fumbles, recovered 11, and scored two touchdowns...Bears' sack leader in six of last seven seasons...Starter at right end since Week 6 of 1984...Pro Bowl selection after '84, '85, and '90.

**1990 SEASON:** First-team all-NFC by UPI, Football News, and Pro Football Weekly...Two-time NFC Defensive Player of the Week: vs. Min (9/23) for five tackles, two passes defended, one sack, and one interception; and vs. Atl (11/11) for 10 tackles, two sacks, two passes defended, and one fumble recovery...Six game balls: vs. Sea (9/9), at GB (9/26), vs. Min, vs. GB (10/7), vs. Atl, vs. Det...Returned fumble 45-yards for score (second pro TD) and grabbed interception at Det (12/16)...One 18-yard sack and three passes defended vs. Det (12/2)...Led team in sacks (12) and fumble recoveries (3); third on club in interceptions (3) and passes defended (13)...Led defensive linemen with 81 tackles and 43 solo stops. **Games played-started:** 16-16

**PREVIOUS SEASONS: 1989** — Surpassed Jim Osborne in season finale at SF (12/24) as Bears' all-time sack leader with takedown of Joe Montana...Game ball for three-sack performance vs. Phil (10/2)...Bruised thigh vs. Hou (10/15) missing second-half and following game at Clev (10/23)...Returned with eight tackles, six solo, sack, and fumble recovery vs. Rams (10/29) earning second game ball...Two nine-tackle games: at Min (12/3) and two weeks later vs. GB (12/17)...Intercepted Majkowski pass and returned it 30 yards. **1988** — Enjoying all-pro season before fracturing left fibula in third quarter vs. GB (11/27)...Placed on injured reserve (12/2) for remainder of year...Still finished second on club with 10.5 sacks and led Bears with three forced fumbles...Two-sacks vs. Bills (10/2), SF (10/24), and Wash (11/13)...Career-high 12 tackles at NE (10/30). **1987** — Second in NFL with 13.5 sacks...Had 4.5 sacks for 27 yards in season finale at LA Raiders (12/27)—most by any NFL player in an '87 game...Led team with four forced fumbles...Started all 12 games at right end...Earned game ball after registering two sacks vs. Det (11/22)...Had pair of sacks at TB (10/25) where he also caused two fumbles...Season-high six tackles vs. Chiefs (11/1). **1986** — Started 14 games...Played but didn't start vs. Eagles (9/14) and missed game vs. Min (10/5) with sore back...Three game balls: at GB (9/22) with four tackles, two sacks, and forced fumble; at TB (11/9) with seven tackles, two sacks, and forced fumble; vs. GB (11/23) with five tackles, two deflected



## DENT

passes and two sacks...Two sacks at Dal (12/21)...7.5 of his sacks came in last seven games of season. **1985** — Led NFL with 17 sacks while earning AP and PFWA first-team all-NFL honors, all-NFC by UPI, Football News...Named MVP of Super Bowl XX after 1.5 sacks, two forced fumbles and three tackles...Had 4.5 sacks and nine tackles in playoff wins over Giants and Rams...One-yard TD interception return at Dal (11/17)...Selected to Pro Bowl. **1984** — Started final 10 games of '84 and finished as NFC sack leader with 17.5...Had three sacks in first Pro Bowl appearance...NFC Defensive Player of the Week following 4.5 sacks for 31 yards, seven tackles, and fumble recovery vs. Raiders (11/4)...His 17.5 sacks still stands as club record for season...UPI all-NFC, second-team AP all-NFL...Three sacks in playoff win at Wash (12/30). **1983** — Made first pro start vs. Phil (11/13) and contributed five tackles...Game ball vs. SF (11/27) after two tackles and sack as reserve.

**COLLEGIATE, PERSONAL:** Set Tennessee State record with 39 career sacks...Finished with 158 tackles (72 solo) and six fumble recoveries...Weighed just 235 as senior, but Bears' VP Personnel Bill Tobin regarded him as "best pure pass rusher" in '83 crop...Underwent dental work after being drafted which improved eating habits and ultimately helped him gain weight...All-state at Atlanta's Murphy High...Hobbies include racquetball, tennis, swimming, horseback riding...Commercial arts major...Given name is Richard Lamar Dent...Wife (Leslie) and daughter (Mary Francis)...Resides in Buffalo Grove, IL.

### Dent's Pro Stats

	Int-Yds	Tkls-Solo	Force Fum	Fum Rec	Pass Def	Sack-Yds	G-GS
1990	3-21	81-43	2	3	13	12-101	16-16
1989	1-30	70-37	2	2	5	9-64	15-15
1988	0-0	61-31	3	1	2	10.5-90	13-13
1987	0-0	34-18	4	2	3	13.5-94	12-12
1986	0-0	75-30	4	0	5	11.5-87	15-14
1985	2-10	38-33	7	2	8	17-133.5	16-16
1984	0-0	39-31	4	1	1	17.5-140.5	16-10
1983	0-0	12-9	1	0	0	3-28	16-3
<b>Career</b>	<b>6-61</b>	<b>410-232</b>	<b>27</b>	<b>11</b>	<b>37</b>	<b>94-738</b>	<b>119-99</b>

Also: Blocked kick in 1983.

### Playoffs

1990	0-0	11-5	0	0	1	0-0	2-2
1988		Injured Reserve — broken leg					
1987	0-0	2-0	0	0	0	1-7	1-1
1986	0-0	3-2	0	0	0	.5-4	1-1
1985	0-0	12-10	0	4	2	6-61	3-3
1984	0-0	7-4	0	0	2	3-23	2-2
<b>Career</b>	<b>0-0</b>	<b>35-21</b>	<b>0</b>	<b>4</b>	<b>5</b>	<b>10.5-95</b>	<b>9-9</b>

### Dent's Single Game Highs

Tackles: 12 at NE (10/30/88)

Sacks: 4.5 vs. Raiders (11/4/84);

Solos: 7 vs. Raiders (11/4/84)

at Raiders (12/27/87)

## STILL SUPER

Heading into training camp, fifteen members of the Bears' 1985 Super Bowl XX team remain with the club. They are:

Mark Bortz  
Maury Buford  
Kevin Butler  
Jim Covert  
Richard Dent

Shaun Gayle  
Dennis Gentry  
Jay Hilgenberg  
Steve McMichael  
Jim Morrissey

William Perry  
Ron Rivera  
Mike Singletary  
Tom Thayer  
Keith Van Horne



## DOUGLASS

### MAURICE DOUGLASS 37

Safety Kentucky 6th Year  
 Ht: 5-11 Wt: 200  
 Born: 2/12/64 in Trotwood, Ohio  
 Acquisition: Eighth round (222nd player) of 1986 draft.



**PRO CAREER:** Versatile defensive back who has started at every position in secondary...Started 11 games since joining club in 1986.

**1990 SEASON:** Played mainly on special teams before injuring ankle vs. GB (10/7)...Inactive vs. Rams (10/14)...Placed on Injured Reserve (10/23)...Activated (11/24) and saw action in final six regular season games and both playoff contests in passing situations and on special teams. **Games played-started:** 11-0

**PREVIOUS SEASONS: 1989** — Played in 10 games, including one start, before injuring shoulder/neck in Week 13 and going on IR for remainder of season...Missed first three games of season because of substance abuse suspension...Game ball at Pit (11/12) for two solo tackles, fumble recovery, fumble caused, pass defended, and interception...Started at Min (12/3) for injured Duerson and turned in season-high 10 tackles. **1988** — Started nine games (eight at free safety and one at strong safety)...First three starts were for injured Gayle and Duerson before earning FS spot for final six weeks of regular season plus playoffs...Did not play at Det (10/9) after injuring right knee the previous week vs. Bills (10/2)...Sixth on team and second among DBs in tackles with 76 stops...Third on team with 11 passes defended and second with two fumble recoveries...Best outing was at TB (11/20) with 11 tackles, fumble recovery, and 29-yard interception return...Involved in 11 tackles at LA Rams (12/5) and 10 stops vs. Cowboys (10/16)...Key interception and 47-yard return sealed win over Eagles in playoffs (12/31). **1987** — Reserve/special teams role in first six games before playing nickel back for next five games...Made first pro start at left cornerback in season finale at LA Raiders (12/27) making five tackles and an interception...Started at cornerback in playoff game vs. Redskins. **1986** — Rejoined the team on 11/25 after being waived in final cutdown (9/1)...Played in final four games of season plus playoff game...Three solos vs. TB (12/7) playing safety.

**COLLEGIATE, PERSONAL:** Started all 11 games as senior and was second on team with three interceptions...Emerges as starter in third game of junior season...Transferred from Coffeyville Community College (KS) where he was a first-team Grid Wire all-America and member of national championship team...Attended Dayton's Trotwood Madison High...Enjoys basketball, bowling, movies, and fast cars...Given name Maurice Gerrard Douglass...Single...Resides in Vernon Hills, IL.

#### Douglass' Pro Stats

	Interceptions				Tkl-Solo	Force	Fum	Fum Rec	Pass Def	Sack-Yds	G-GS
	No	Yds	Lg	TD							
1990	0	0	0	0	1-1	0	0	0	0	0-0	11-0
1989	1	0	0	0	23-12	0	0	3	0-0	10-1	
1988	1	35	35	0	76-43	0	2	11	0-0	15-9	
1987	2	0	0	0	13-10	0	0	3	0-0	12-1	
1986	0	0	0	0	4-0	0	0	0	0-0	4-0	
<b>Career</b>	<b>4</b>	<b>35</b>	<b>35</b>	<b>0</b>	<b>117-66</b>	<b>0</b>	<b>2</b>	<b>17</b>	<b>0-0</b>	<b>52-11</b>	





## FONTENOT

Playoffs	Int	Yds	Lg	TD	Tkls-Solo	Force	Fum	Fum Rec	Pass Def	Sack-Yds	G-GS
1990	0	0	0	0	0-0	0	0	0	0	0-0	2-0
1988	1	47	47	0	7-1	0	0	0	2	0-0	2-2
1987	0	0	0	0	2-1	0	0	0	0	0-0	1-1
1986	0	0	0	0	0-0	0	0	0	0	0-0	1-0
<b>Career</b>	<b>1</b>	<b>47</b>	<b>47</b>	<b>0</b>	<b>9-2</b>	<b>0</b>	<b>0</b>	<b>0</b>	<b>2</b>	<b>0-0</b>	<b>6-3</b>

### Douglass' Single Game Highs

Tackles: 11 at TB (11/20/88); at Rams (12/5/88)      Solos: 8 at Rams (12/5/88)

Deflections: 3 at Rams (12/5/88)



## JERRY FONTENOT

### 67

Guard/Center

Texas A&M

3rd Year

Ht: 6-3

Wt: 272

Born: 11/21/66 in Lafayette, Louisiana

Acquisition: Third round (65th player) of 1989 draft.

Choice from Miami for Bears' first round.

**PRO CAREER:** Both pro starts were at center...Can also play guard...Handled long snapping duties in 1990, but will only punt snap in 1991.

**1990 SEASON:** Made first pro start at Phoenix (10/28) and was part of offensive line unit named NFC Offensive Player of the Week as club rushed for season-high 223 yards. Started at center when Hilgenberg suffered the flu the night before the game...Started for Hilgenberg (ankle) in season finale vs. KC (12/29)...Handled all long snapping duties: punts, field goals, and extra points. **Games played-started:** 16-2

**PREVIOUS SEASONS: 1989** — Saw action in all 16 games—mostly on special teams as punt snapper...Played all of second half at Pit (11/12) when Hilgenberg left game with injury...Recovered fumble on special teams vs. Det (12/10).

**COLLEGIATE, PERSONAL:** First-team all-Southwest Conference as senior...Played every position on offensive line...Earned first-team all-SWC honors by Dallas Times Herald and second-team choice from the Houston Post and Houston Chronicle in junior season...Helped pave way for offense which ranked 19th in country in rushing as junior...Had fine performance in 35-10 defeat of Notre Dame in Cotton Bowl...UPI first-team all-SWC pick as sophomore...Played reserve role at center, guard, and tackle as freshman...Redshirted in 1984...Standout performer at Lafayette (LA) High School as guard and center...Finished second in discus throw at the state finals as junior...Sociology major...Hobbies include skiing, hunting, fishing, and scuba diving...Given name Jerry Paul Fontenot...Single...Resides in Lafayette, LA.

### Fontenot's Pro Stats

**Games-Starts:** 32-2 — 1989 (16-0); 1990 (16-2)

**Playoffs:** 2-0 — 1990 (2-0)



## SHAUN GAYLE

23

Safety

Ohio State

8th Year

Ht: 5-11

Wt: 193

Born: 3/8/62 in Hampton, Virginia

Acquisition: Tenth round (271st player) of 1984 draft. Choice from Cleveland Browns.



**PRO CAREER:** Earned starting free safety position in 1988, but moved to strong safety in 1990 when Bears drafted Mark Carrier...Four career blocked kicks...Has played every position in secondary.

**1990 SEASON:** Pro Bowl as alternate...Started all 16 regular season games for first time and set career-highs in tackles (125), solos (75), forced fumbles (4), and passes defended (13)...Led club in solo stops and second in tackles...Highest defensive back grading in club history with Opening Day performance vs. Sea (9/9): nine tackles (seven solo), two passes defended, one forced fumble, and one interception...Had 10 tackles in loss to Raiders (9/30)...Nine-tackle games vs. Rams (10/14) and at Phx (10/28)...Recorded first career sack along with eight tackles at Den (11/18)...Season-high 11 tackles at Min (11/25) and at Wash (12/9)...Eight tackles, six solo, forced fumble, fumble recovery, and pass defended vs. TB (12/23)...Key fourth quarter interception and leading tackler with seven stops (six solo) in playoff win over Saints (1/6/91)...Career-high 16 tackles and 11 solos in playoff loss at NYG (1/13/91)...Six game balls: vs. Sea, vs. Rams, at Phx, at Den, vs. Det, and vs. NO. **Games played-started:** 16-16

**PREVIOUS SEASONS: 1989** — Saw most action since '86...Tied for second on team with 108 tackles and three interceptions; fourth with eight passes defended...Game balls for nine tackles, fumble caused, and interception vs. Min (9/17); and eight tackles, fumble recovery, pass defended, and interception two weeks later vs. Phil (10/2)...Career-high 16 stops and 10 solo at Min (12/3)...13 tackles previous week at Wash (11/26), and 12 vs. TB (11/19)...Recovered fumble and returned it 11 yards at Det (9/24)...Re-injured neck in Week 5, but still started next week...Injured pectoral muscle in Week 6, but again started following game...Inactive for Weeks 8-9 when combination of injuries finally forced him out of lineup...Missed second half vs. GB (12/17) with sprained ankle. **1988** — Started four games at FS in injury riddled season...Made first start in season opener since rookie campaign, but suffered pulled hamstring following week in practice and missed next two games...Returned to lineup at GB (9/25) and had six tackles and key interception...Suffered fractured vertebrae (neck) in fourth quarter at Det (10/9) and spent remainder of season on IR. **1987** — Pre-season ankle injury kept him out until 11/6...Special teams captain...Inserted in passing situations as nickel back for the last six games...20-yard interception return for TD vs. Det (11/22). **1986** — Played in all 16 games...Made only interception vs. Pit (11/30)...Season-high four tackles vs. TB (12/7)...Blocked punt vs. GB (11/23) was recovered by Gentry in end zone leading to 13-10 win...Forced fumble at TB (11/9) and recovered fumble in rematch (12/7)...11 special teams tackles ranked fourth on team. **1985** — Moved from cornerback to safety in '85 training camp...Nickel back and key special teamer...Game ball after blocking punt in opener vs. TB (9/8)...Scored Bears' first TD vs. Giants in playoffs (1/5/86) on five-yard return after whiffed punt. **1984** — Started six games at CB after injuries to Richardson and Frazier...First pro interception, four tackles, and blocked kick in first start at St. L. (10/14)...Broke right ankle vs. GB (12/9) and placed on IR for remainder of season and playoffs...Broke hand in pre-season game vs. GB (8/11).



## GENTRY

**COLLEGIATE, PERSONAL:** Three-year starter for Ohio State...Paced Buckeye secondary in tackles (74), passes defended (8), and forced fumbles (3) as senior while starting all 12 games...Four career interceptions...Led team with 11 passes defended as junior...Degree in education...All-state, all-America at Bethel (VA) High as RB/DB...Brother Jimmy was Buckeye standout RB from 1979-83...Hobbies include basketball and music...Father is retired Army officer...Given name Shaun LaNard Gayle...Single...Resides in Highland Park.

### Gayle's Pro Stats

	Interceptions				Tkls-Solo	Force	Fum	Fum Rec	Pass Def	Sack-Yds	G-GS
	No	Yds	Lg	TD							
1990	2	5	5	0	125-73	4	1	13	1-5	16-16	
1989	3	39	20	0	108-60	1	2	8	0-0	14-14	
1988	1	0	0	0	22-11	0	0	4	0-0	4-4	
1987	1	20	20	1	9-1	0	0	3	0-0	8-0	
1986	1	13	13	0	14-9	1	1	2	0-0	16-0	
1985	0	0	0	0	18-16	0	1	0	0-0	16-0	
1984	1	-1	-1	0	19-14	0	0	7	0-0	15-6	
<b>Career</b>	<b>9</b>	<b>76</b>	<b>20</b>	<b>1</b>	<b>315-184</b>	<b>6</b>	<b>5</b>	<b>37</b>	<b>1-5</b>	<b>89-40</b>	

Also: Blocked kick in '84, '85, '86, and '87.

### Playoffs

1990	1	27	27	0	23-17	0	0	3	0-0	2-2
1988					Injured Reserve — neck					
1987	0	0	0	0	2-0	0	0	0	0-0	1-0
1986	0	0	0	0	0-0	0	0	0	0-0	1-0
1985	0	0	0	0	2-2	0	1	2	0-0	3-0
1984					Injured Reserve — ankle					
<b>Career</b>	<b>1</b>	<b>27</b>	<b>27</b>	<b>0</b>	<b>27-19</b>	<b>0</b>	<b>1</b>	<b>5</b>	<b>0-0</b>	<b>7-2</b>


### Gayle's Single Game Highs

Tackles: 16 at Min (12/3/89); at NYG\* (1/13/91)

Solos: 11 at NYG\* (1/13/91);

\* Playoff game

10 at Min (12/3/89)



## DENNIS GENTRY

# 29

WR/Kickoff Ret.

Baylor

10th Year

Ht: 5-8

Wt: 186

Born: 2/10/59 in Lubbock, Texas

Acquisition: Fourth round (89th player) of 1982 draft.

**PRO CAREER:** Versatile big-play weapon through 1980s...Club's all-time leader with 3,796 career kickoff return yards and 163 returns...Third in NFL among active kickoff returners with 23.3 average which is 15th on Bears' all-time list...Ranks 18th in team history with 143 receptions and 21st with 1,813 receiving yards...Finished in top five from 1986-89 in NFC kickoff returners...Has returned three kickoffs for touchdowns.





## GENTRY

**1990 SEASON:** Game ball for special teams play at TB (11/4)...Career-long 80-yard TD reception vs. Raiders (9/30) on Bears'. Opened game for Davis, who was out with hamstring pull, and started next three games...Had club's two longest kickoff returns with 59-yarder vs. Min (9/23) and 32-yarder vs. Atl (11/11)...Game's leading receiver with five catches (44 yards) in season opener vs. Sea (9/9)...Sprained left ankle at Min (11/25) and was inactive following week vs. Det...Returned to start for injured Morris at Wash (12/9) catching three passes for 29 yards...Had three catches for 49 yards and three kickoff returns for 61 yards at Det (12/16) before re-injuring ankle...Saw very limited action following week vs. TB (12/23), and missed season finale vs. KC (12/29) before returning for playoffs. Contributed to victory vs. NO (1/6/91) with 39-yard kickoff return and game-long 38-yard reception...Off-season surgery on left toe by Dr. Lowell Weil (3/13/91). **Games played-started:** 14-5

**PREVIOUS SEASONS: 1989** — Fourth in NFC with 23.8 KOR avg...Surpassed Gale Sayers as Bears' career KOR yards leader...Led club in KORs (28) and yards (667); second with 39 receptions and 463 yards; fifth with 106 rushing yards; seventh with 17 rushes...Became starting receiver in Week 11...Tied career-best six receptions including team's season-long 79-yarder (TD) vs. Hou (10/15)...110 yards (six receptions) vs. Oilers was second of career and Bears' only 100-yard receiving game in '89...Game ball in season opener for two rushes (12 yards), three receptions (39 yards), and three KORs for 93 yards including 63-yarder which set up key second-half FG...Season-high four KORs for 111 yards (44-yard long) at Min (12/3)...Caught at least one pass in 14 games. **1988** — Finished third on club in catches (33) and receiving yards (486)...NFC's fourth leading kickoff returner with 21.4 avg. on 27 returns...Career-high six catches for 97 yards vs. TB (11/6) followed by five-catch, 116-yard performance at Wash (11/13)...Key 35-yard TD catch at Ind (9/11) highlighted first start in two years...Started final 15 games of season, splitting time with Wendell Davis...Caught five passes for 56 yards and ran 58 yards for TD on reverse in win over Bills (10/2). **1987** — Second in NFL with 24.8 average on 25 kickoff returns...First-team all-NFL by PFWA; first-team all-NFC by Football News...88-yard KOR for TD vs. Chiefs (11/1) ignited Bears to victory from 14-0 deficit...Caught 17 passes as third down receiver, including 38-yard TD from Tomczak in final seconds of 30-24 division-clinching win at Min (12/6). **1986** — First Bear since Payton '75 to lead NFL in kickoff returns with 28.8 yard average on 20 returns...Had 91-yard KOR for TD in season opener (9/7) vs. Browns to earn game ball...Returned three kicks for 127 yards in playoff loss to Redskins including returns of 60 and 48 yards...84-yard return vs. Rams (11/3) on Monday night...Started at WR vs. Eagles (9/14) and at GB (9/22)...Sprained ankle at GB and missed following game at Cin (9/28)...Caught three passes for 59 yards vs. GB (11/23) in best receiving outing of season...Finished with 103 yards on 11 rushes including 29-yard run vs. TB (12/7)...Recovered blocked punt in end zone vs. GB...Tied with Gault for second on team in total yards with 917 (rush, receiving, and returns). **1985** — Averaged 25.9 yards on KORs contributing to Bears league-leading KOR unit...Earned game ball at Det (12/22) after 94-yard kickoff return for TD...Returned punt 47 yards on reverse vs. GB (10/21)...Two catches for 41 yards in Super Bowl XX. **1984** — Rushed for 37 yards on four carries at Det (12/16)...Led team in KOR average with 19.0. **1983** — Led club with 18 special teams tackles. **1982** — Third on club in special teams tackles with eight.

**COLLEGIATE, PERSONAL:** Second leading rusher in Baylor history behind Walter Ambercrombie (Steelers) with 2,213 yards on 414 rushes and 14 TDs...Three-year starter after being redshirted in '78...Played in Senior Bowl...Degree in physical education...All-South Plainses at Texas' Dunbar High...Given name Dennis Louis Gentry...Single...Resides in Waco, TX.



## Gentry's Pro Stats

	Rushing					Receiving					Kickoff Returns				G-GS	
	No	Yds	Avg	Lg	TD	No	Yds	Avg	Lg	TD	No	Yds	Avg	LG		TD
1990	11	43	3.9	11	0	23	320	13.9	80	2	18	388	21.6	59	0	14-5
1989	17	106	6.2	29	0	39	463	11.9	79	1	28	667	23.8	63	0	16-6
1988	7	86	12.3	58	1	33	486	14.7	45	3	27	578	21.4	51	0	16-15
1987	6	41	6.8	12	0	17	183	10.8	38	1	25	621	24.8	88	1	12-0
1986	11	103	9.4	29	1	19	238	12.5	41	0	20	576	28.8	91	1	15-2
1985	30	160	5.3	21	2	5	77	15.4	30	0	18	466	25.9	94	1	16-0
1984	21	79	3.8	22	1	4	29	7.3	13	0	11	209	19.0	33	0	16-0
1983	16	65	4.1	17	0	2	8	4.0	6	0	7	130	18.6	28	0	15-0
1982	4	21	8.3	9	0	1	9	9.0	9	0	9	161	17.9	23	0	9-0
<b>Career</b>	<b>123</b>	<b>704</b>	<b>5.7</b>	<b>58</b>	<b>5</b>	<b>143</b>	<b>1,813</b>	<b>12.7</b>	<b>80</b>	<b>7</b>	<b>163</b>	<b>3,796</b>	<b>23.3</b>	<b>94</b>	<b>3</b>	<b>129-28</b>

Also: Returned 17 punts for 89 yards in 1982; returned 0 punts for 47 yards in 1985 (second half of reverse); recovered blocked punt in end zone for TD in 1986.

## Playoffs

1990	0	0	0.0	0	0	4	64	16	38	0	3	81	27	39	0	2-0
1988	1	6	6.0	6	0	3	16	5.3	7	0	5	82	16.4	23	0	2-2
1987	2	5	2.5	3	0	3	43	14.3	24	0	2	74	37.0	49	0	1-0
1986	0	0	0.0	0	0	0	0	0.0	0	0	3	127	42.3	60	0	1-0
1985	6	23	3.8	8	0	3	82	27.3	41	0	1	22	22.0	11	0	3-0
1984	0	0	0.0	0	0	0	0	0.0	0	0	3	49	16.3	18	0	2-0
<b>Career</b>	<b>9</b>	<b>34</b>	<b>3.8</b>	<b>8</b>	<b>0</b>	<b>13</b>	<b>205</b>	<b>15.8</b>	<b>41</b>	<b>0</b>	<b>17</b>	<b>435</b>	<b>25.6</b>	<b>60</b>	<b>0</b>	<b>11-2</b>

## Gentry's Single Game Highs

Receptions: 6 vs. TB (11/6/88); vs. Hou (10/15/89)

Yards receiving: 116 at Wash (11/13/88)

Long catch: 80 at Raid. (9/30/90)

KOR: 6 at NE (10/30/88)

KOR yards: 154 at NE (10/30/88)

Rushes: 8 at Balt (9/25/83)

Rushing yards: 58 vs. Buf (10/2/88)

Long rush: 58 vs. Buf (10/2/88)

Long KOR: 94 at Det (12/22/85)



## MARK GREEN

31

Running Back

Notre Dame

3rd Year

Ht: 5-11

Wt: 195

Born: 3/22/67 in Riverside, California

Acquisition: Fifth round (130th player) of 1989 draft.

**PRO CAREER:** Will challenge for punt return duties...Has backed-up Anderson for two seasons...One pro start...Knee injuries forced him on IR each year.

**1990 SEASON:** Made first pro start in Week 14 vs. TB for Anderson (ribs). Rushed 11 times for 45 yards...Saw spot action as running back in first three games before going on IR (9/26)...Injured left knee while making tackle on interception vs. Vikes (9/23) to close out second quarter...Activated 11/2 and saw action on special teams and running back at TB (11/4)...Rushed twice and caught three passes, including first professional receiving TD, at Min (11/25)...Rushed twice in playoffs vs. NO (1/6/91) in fourth quarter. **Games played-started:** 10-1



## GREEN

**PREVIOUS SEASONS: 1989** — Fourth in NFC in punt returns (9.8 avg.) before injuring right knee vs. Rams (10/29) and being placed on IR for six weeks...Sprinted 37-yards for TD on first pro carry in fourth quarter vs. Min (9/17) capping 38-7 victory...Returned four kickoffs for 98 yards including 37-yard long vs. Hou (10/15)...Four punt returns and two rushes in season finale vs. SF were season-best...Team's second leading rusher in pre-season with 27 carries for 102 yards.

**COLLEGIATE, PERSONAL:** Started all 12 games at tailback and named honorable mention all-American by AP as senior...Rushed for 646 yards and seven TDs on 135 carries (4.8 avg.)...Caught 14 passes for 155 yards...Opened season with 68 yards on 18 carries in 19-17 win over Mich...Followed with season-high 125 yards on 21 attempts in win over Mich. St...Scored two TDs in 40-yard rushing effort vs. USC in showdown of nation's top two teams...Led team in rushing junior season (861 yards on 146 carries, 5.9 avg.) while starting all 12 games...Gained season-high 152 yards on 23 attempts, two TDs in win over Boston College...Used as defensive back and running back in spring drills prior to sophomore season...Turned in Irish's only 100-yard rushing game with 119 yard effort vs. USC as sophomore...Appeared in 10 games at flanker and had nine receptions for 116 yards and five rushes for 64 yards in freshman campaign...Consensus prep all-American as senior RB at Riverside Poly Technic (CA) High...Rushed for 1,384 yards and intercepted school record 10 passes as senior...Led team to 27-1 record in final two seasons...American Studies degree...Hobbies include playing cards, dancing, and basketball...Given name Mark Anthony Green...Single...Resides in Palatine, IL.

### Green's Pro Stats

	Rushing					Receiving					G-GS
	No	Yds	Avg	Lg	TD	No	Yds	Avg	Lg	TD	
1990	27	126	4.7	14	0	4	26	6.5	10	1	12-1
1989	5	46	9.2	37	1	5	48	9.6	21	0	10-0
<b>Career</b>	<b>32</b>	<b>172</b>	<b>5.4</b>	<b>37</b>	<b>1</b>	<b>9</b>	<b>74</b>	<b>8.2</b>	<b>21</b>	<b>1</b>	<b>22-1</b>

	Kickoff Returns					Punt Returns				
	No	Yds	Avg	LG	TD	No	Yds	Avg	LG	TD
1990	7	112	16.0	20	0	0	0	0.0	0	0
1989	11	239	21.7	37	0	16	141	8.8	24	0
<b>Career</b>	<b>18</b>	<b>351</b>	<b>19.5</b>	<b>37</b>	<b>0</b>	<b>16</b>	<b>141</b>	<b>8.8</b>	<b>24</b>	<b>0</b>

	Rushing					Receiving				
	No	Yds	Avg	Lg	TD	No	Yds	Avg	Lg	TD
1990	2	8	4.0	5	0	0	0	0.0	0	0
<b>Career</b>	<b>2</b>	<b>8</b>	<b>4.0</b>	<b>5</b>	<b>0</b>	<b>0</b>	<b>0</b>	<b>0.0</b>	<b>0</b>	<b>0</b>

### Green's Single Game Highs

Rushes: 11 vs. TB (12/23/90)  
Yards Rushing: 45 vs. TB (12/23/90)  
Long Rush: 37 vs. Min (9/17/89)

Receptions: 3 at Min (11/25/90)  
Yards Receiving: 25 at Min (11/25/90)  
Long Reception: 21 at Det (9/24/89)





## HARBAUGH



### JIM HARBAUGH

4

Quarterback

Michigan

5th Year

Ht: 6-3

Wt: 205

Born: 12/23/64 in Toledo, Ohio

Acquisition: First round (26th player) of 1987 draft.

**PRO CAREER:** Earned starting job in 1990 training camp...Career record of 12-9 as starter (10-4 in '90)...Holds club record for completion pct., career (57.8); completion pct., season (62.4); lowest interception pct., career (1.83); and consecutive passes without an interception (173)...Third highest career QB rating (74.4) in Bear history (400+ attempts)...His 722 rushing yards are third highest total among active Bears...Has not played in any of the four post-season games since joining Bears in 1987.

**1990 SEASON:** Earned starting job in training camp after battling with Tomczak...Started first 14 games before suffering separated shoulder in third quarter at Det (12/16). Placed on IR (12/19) and sidelined remainder of season and playoffs...Threw just one interception in 243 attempts from 9/23 to 12/9 which included club record 173 straight from 10/28 to 12/9...Third on team with four rushing TDs...Game ball at GB (9/16) 11 of 14 for 161 yards and one TD; and vs. Rams (10/14) with career-high 248 yards and two TDs on 18 of 25 throwing...Game's leading rusher with 47 yards on six carries vs. Atl (11/11)...Set career high in attempts (39) and completions (23) and had game's longest run (21-yarder) vs. Det (12/2)...10 straight completions at Min (9/25) and vs. Det (12/2); nine straight vs. Rams (10/14)...Averaged 6.2 yards rushing...Finished with 321 rushing yards, fourth among NFL QBs. **Games played-started:** 14-14

**PREVIOUS SEASONS: 1989** — Assumed QB duties early in second period vs. Rams (10/29) and sparked club to 20-10 victory by completing 10 of 13 for 157 yards and rushing five times for 31 yards and TD...Made first start of season (first ever through merit) the following week at GB and attempted 30 passes completing 16 for 203 yards...Threw first pro TD on Monday Night Football at Clev (10/23)—five-yarder to Wendell Davis in fourth period...First down completion percentage of 75.4% (52 of 69)...Connected on 47 of 67 passes (70.1%) when entering game as reserve...Led club to 20-0 win at Pit in Week 10 completing 13 of 25, but had string of 95 passes without an interception snapped on game's first attempt...Season-best 21 completions in 29 attempts when replacing injured Tomczak vs. Det (12/10)...Season-long 49-yarder to Anderson following week vs. GB...Bears rushing leader in two of final three games: 61 yards vs. Det; 44 yards at SF...Third on team with 45 rushing attempts, 276 yards, and three TDs. **1988** — Appeared in eight games, including two starts...Made first career start on Monday Night Football (McMahon and Tomczak were injured) at LA Rams (12/5) completing 11 of 30 for 108, two int., and gaining 32 yards on six carries...Led club to 13-12 win following week vs. Det with 18 of 26 for 174 including four-yard TD run...Replaced injured Tomczak in third quarter vs. GB (11/27) and connected on 10 of 19 passes for 98 yards in 16-0 win...Played on kickoff coverage team in two games: vs Dal (10/16) and vs. SF (10/24). **1987** — Served as team's third quarterback...Held for FG/PATs in first three union games...Saw action at quarterback in three games, including entire second half at SF (12/14) where he completed eight of 11 for 62 yards.



# HARBAUGH

**COLLEGIATE, PERSONAL:** UPI's Big Ten MVP as senior...First passer in Michigan history to throw for over 2,000 yards in a season as he completed 167 of 254 passes (65.8%) for 2,557 yards and 10 TDs...Second in country with a 157.0 rating and fifth in total offense with 2,685 yards...Academic all-Big Ten...Led NCAA in passing efficiency as junior while earning all-league honorable mention by AP and UPI...Completed 63.9% of passes while establishing school single-season record 18 TD passes...Won starting quarterback spot in spring ball prior to sophomore season...Led club to 3-1 start before suffering a broken arm vs. Mich. St. which sidelined him remainder of season...Outdated Bernie Kosar and Miami in a 22-14 victory by completing 14 of 18 for 135 yards including 45-yard TD strike...Redshirted in 1982...All-league choice in football, baseball, and basketball at Palo Alto (CA) High...Threw for 2,093 yards and 34 TDs in two seasons as prep; averaged 19.8 points and 10.3 rebounds; batted .417 with 5-2 pitching record...Father Jack once served as DB coach under Bo Schembechler at Michigan and is now head coach at Western Kentucky...Brother John is assistant at University of Cincinnati...Enjoys golf and basketball, reading history books, and playing cards...Degree in communications with 3.06 GPA in post-graduate studies...Given name James Joseph Harbaugh...Single...Resides in Deerfield, IL.

### Harbaugh's Pro Stats

	Passing				Lg	TD	Int	Rating	Rushing				G-GS	
	Att	Cmp	Yds	Pct					No	Yds	Avg	Lg		TD
1990	312	180	2,178	57.7	80	10	6	81.9	51	321	6.3	17	4	14-14
1989	178	111	1,204	62.4	49	5	9	70.5	45	276	6.1	26	3	12-5
1988	97	47	514	48.5	56	0	2	55.9	19	110	5.8	19	1	8-2
1987	11	8	62	72.7	21	0	0	86.2	4	15	3.8	9	0	6-0
<b>Career</b>	<b>598</b>	<b>346</b>	<b>3,958</b>	<b>57.8</b>	<b>80</b>	<b>15</b>	<b>17</b>	<b>74.4</b>	<b>119</b>	<b>722</b>	<b>6.1</b>	<b>26</b>	<b>8</b>	<b>40-21</b>

**Playoffs** — Has not played in a post-season game.

### Harbaugh's Single Game Highs

Attempts: 39 vs. Det.\* (12/2/90)

Completions: 23 vs. Det.\* (12/2/90)

Yards: 248 vs. Rams (10/14/90)

Long: 80 at Raid (9/30/90)

TDs: 3 vs. GB (12/17/89)

Interceptions: 3 vs. TB (11/19/89); vs. GB (12/17/89)

Rushes: 8 vs. Det (12/10/89)

Yards Rushing: 61 vs. Det (12/10/89)

Long Rush: 26 at TB (10/8/89)

\* Overtime game

## 1987

DATE	W/L	OPPONENT	ATT	CMP	YDS	PCT	TD	INT	TKLD/LST	LG	RUSHING			
											RU	YD	TD	LG
9/14	W	NY Giants								FG holder				
9/20	W	Tampa Bay								FG holder				
9/27	--	@ Detroit								Strike (Cancelled)				
10/4	W	@ Philadelphia								Strike				
10/11	W	Minnesota								Strike				
10/18	L	New Orleans								Strike				
10/25	W	@ Tampa Bay								FG holder				
11/1	W	Kansas City								Did not play				
11/8	W	@ Green Bay								Did not play				
11/16	L	@ Denver								Did not play				
11/22	W	Detroit	0	0	0	0.0	0	0	1/15	0	0	0	0	0
11/29	W	Green Bay								Did not play				
12/6	W	@ Minnesota								Did not play				
12/14	L	@ San Francisco	11	8	62	72.7	0	0	3/30	21	3	15	0	9
12/20	L	Seattle								Did not play				
12/27	W	@ LA Raiders	0	0	0	0.0	0	0	0/0	0	1	0	0	0

### PLAYOFFS

1/10/88 L @ Washington Did not play



# HARBAUGH

## 1988

DATE	W/L	OPPONENT	ATT	CMP	YDS	PCT	TD	INT	TKLD/LST	LG	RUSHING				
											RU	YD	TD	LG	
9/4	W	Miami							Inactive						
9/11	W	@ Indianapolis							Did not play						
9/18	L	Minnesota	9	4	38	44.4	0	0	1/13	22	1	12	0	12	
9/25	W	@ Green Bay							Did not play						
10/2	W	Buffalo							Did not play						
10/9	W	@ Detroit	3	2	10	66.7	0	0	0/0	6	0	0	0	0	
10/16	W	Dallas							Special teams						
10/24	W	San Francisco							Special teams						
10/30	L	@ New England	5	0	0	0.0	0	0	0/0	0	1	5	0	5	
11/6	W	Tampa Bay							Did not play						
11/13	W	@ Washington	1	1	56	100.0	0	0	0/0	56	1	-2	0	-2	
11/20	W	@ Tampa Bay	4	1	30	25.0	0	0	1/9	30	1	8	0	8	
11/27	W	Green Bay	19	10	98	52.6	0	0	1/12	14	2	19	0	14	
*12/5	L	@ LA Rams	30	11	108	36.7	0	2	2/9	31	6	32	0	9	
*12/11	W	Detroit	26	18	174	69.2	0	0	1/6	22	7	36	1	19	
12/19	L	@ Minnesota							Did not play						
<b>PLAYOFFS</b>															
12/31	W	Philadelphia							Did not play						
1/8/89	L	San Francisco							Did not play						

## 1989

DATE	W/L	OPPONENT	ATT	CMP	YDS	PCT	TD	INT	TKLD/LST	LG	RUSHING				
											RU	YD	TD	LG	
9/10	W	Cincinnati							Did not play						
9/17	W	Minnesota	0	0	0	0.0	0	0	0/0	0	1	-1	0	-1	
9/24	W	@ Detroit	1	1	21	100.0	0	0	0/0	21	3	3	1	4	
10/2	W	Philadelphia							Did not play						
10/8	L	@ Tampa Bay	8	6	65	75.0	0	0	1/5	31	3	34	1	26	
10/15	L	Houston							Did not play						
10/23	L	@ Cleveland	16	9	93	56.3	1	0	1/9	15	3	7	0	5	
10/29	W	LA Rams	13	10	157	76.9	0	0	0/0	41	5	31	1	15	
*11/5	L	@ Green Bay	30	16	203	53.3	0	0	0/0	46	3	29	0	23	
*11/12	W	@ Pittsburgh	25	13	125	52.0	1	1	0/0	28	7	56	0	19	
*11/19	L	Tampa Bay	24	12	126	50.0	0	3	0/0	20	3	6	0	6	
11/26	L	@ Washington							Did not play						
12/3	L	@ Minnesota	0	0	0	0.0	0	0	1/2	0	0	0	0	0	
12/10	L	Detroit	29	21	179	72.4	0	1	0/0	22	8	61	0	15	
*12/17	L	Green Bay	28	20	205	71.4	3	3	0/0	49	2	6	0	4	
*12/24	L	@ San Francisco	4	3	30	75.0	0	1	0/0	21	7	44	0	12	

## 1990

DATE	W/L	OPPONENT	ATT	CMP	YDS	PCT	TD	INT	TKLD/LST	LG	RUSHING				
											RU	YD	TD	LG	
*9/9	W	Seattle	29	21	203	72.4	0	1	1/8	36	4	13	0	8	
*9/16	W	@ Green Bay	14	11	161	78.5	2	1	2/4	40	3	8	1	4	
*9/23	W	Minnesota	16	5	43	31.3	0	1	1/3	25	4	29	0	17	
*9/30	L	@ LA Raiders	18	8	149	44.4	1	0	4/51	80	3	20	0	9	
*10/7	W	Green Bay	8	6	73	75.0	0	0	1/1	18	2	9	0	13	
*10/14	W	LA Rams	25	18	248	72.0	2	0	0/0	32	3	16	1	12	
*10/28	W	@ Phoenix	14	9	166	64.3	1	1	1/7	67	5	24	1	13	
*11/4	W	@ Tampa Bay	23	14	213	60.9	1	0	3/22	38	4	27	0	16	
*11/11	W	Atlanta	28	14	195	50.0	1	0	1/8	51	6	47	0	16	
*11/18	W	@ Denver	28	13	147	46.4	0	0	2/8	25	4	37	0	13	
*11/25	L	@ Minnesota	26	17	157	65.4	1	0	7/41	34	0	0	0	0	
*12/2	W	Detroit	39	23	208	59.0	1	0	2/11	50	5	47	1	21	
*12/9	L	@ Washington	33	17	187	51.5	0	2	2/6	20	6	30	0	8	
*12/16	L	@ Detroit	11	4	28	36.4	0	0	4/36	15	2	15	0	10	
12/23	W	Tampa Bay							Injured Reserve — shoulder						
12/29	L	Kansas City							Injured Reserve — shoulder						

### PLAYOFFS

1/6/91	W	New Orleans							Injured Reserve — shoulder						
1/13	L	@ NY Giants							Injured Reserve — shoulder						

\* indicates started game





## HILGENBERG

### JAY HILGENBERG

63

Center

Iowa


11th Year

Ht: 6-2

Wt: 270

Born: 3/21/60 in Iowa City, Iowa

Acquisition: Signed as undrafted free agent, 5/8/81.



**PRO CAREER:** Has played in 147 games, most of any offensive player, and started 114 of last 116...Has missed only three games since making club in 1981...Starter since last half of 1983 season...Did not long snap in 1990, but will handle field goal and extra point snapping in '91...Offensive co-captain...Pro Bowl after 1985, '86, '87, '88, '89 and '90 seasons.

**1990 SEASON:** First-team all-NFC by UPI and Pro Football Weekly...Earned sixth consecutive trip to Pro Bowl as starter...Streak of 106 consecutive starts was snapped at Phx (10/28) when he came down with the flu the night before the game and could not play...Game ball for effort vs. Min (9/23)...Fought elbow and ankle problems throughout season...Missed final regular season game vs. KC (12/29) due to ankle...Off-season surgery on right elbow (2/11) by Dr. John Andrews. **Games played-started:** 14-14

**PREVIOUS SEASONS:** 1989 — First-team all-pro by AP and Pro Football Weekly; all-NFC by UPI...Missed second half of game at Pit (11/12) due to knee injury. 1988 — All-NFL choice by AP, PFWA, Sporting News, Pro Football Weekly; all-NFC selection by UPI, Football News...Started all 16 regular season games and both playoffs...Recovered two fumbles. 1987 — Turned in outstanding season despite dislocated right elbow and torn left rotator cuff...Both injuries required off-season surgery...Injury limited deep snapping on punts, but still managed to handle FG/PAT snaps on part-time basis...Consensus all-NFC choice. 1986 — Broke right hand at Det (12/15), but played remainder of season...All-NFC selection and Pro Bowler. 1985 — Second-team all-pro by AP and NEA, all-NFC selection by PFW and UPI while earning first Pro Bowl appearance. 1984 — Started all 16 games plus playoffs. 1983 — Became starter midway through season replacing Dan Neal who he backed up for 2.5 seasons...Made first pro start vs. Det (10/30). 1982 — Played in every game on special teams. 1981 — Handled all long snapping as Bears punted a NFL-record 114 times.

**COLLEGIATE, PERSONAL:** All-Big Ten selection last two seasons at Iowa; honorable mention all-American...Four-year letterman...Played in Blue-Gray, Hula, and Japan Bowls...General studies major...Community service work includes: Boys Hope, American Heart Association, and United Way...Finalist for 1987 Miller Lite/NFL Offensive Lineman of Year...Avid outdoorsman and golfer...Father (Jerry) was all-American center at Iowa in 1950s...Brother (Jim) preceded him as Hawkeye center...Brother (Joel) followed him at Iowa and currently plays with Saints...Nephew of Wally Hilgenberg, linebacker with Lions and Vikings (1964-79)...Prepped at Iowa City High School...Given name Jay Walter Hilgenberg...Wife (Lisa)...Daughter (Mara)...Resides in Lake Forest, IL.


#### Hilgenberg's Pro Stats

**Games-Starts:** 147-114 — 1981 (16-0); 1982 (9-0); 1983 (16-8); 1984 (16-16); 1985 (16-16); 1986 (16-16); 1987 (12-12); 1988 (16-16); 1989 (16-16); 1990 (14-14)

**Playoffs:** 11-11 — 1984 (2-2); 1985 (3-3); 1986 (1-1); 1987 (1-1); 1988 (2-2); 1990 (2-2)



# JONES



## DANTE JONES

53

Linebacker

Oklahoma

4th year

Ht: 6-1

Wt.: 236

Born 3/23/65 in Dallas, Texas

Acquisition: Second round (51st player) of 1988 draft.

**PRO CAREER:** Has been Mike Singletary's back-up at middle linebacker for past three seasons...Two career starts at outside linebacker.

**1990 SEASON:** Injured knee in pre-season practice (8/27) and placed on Injured Reserve (9/4)...Began practicing 10/3 when league adopted practice squads...Activated 12/19 following game at Det when Rivera, Roper, and Cox all were injured...Immediately saw action vs. TB (12/23) recording four tackles and 14-yard sack...Sack following week vs. KC...Recovered blocked field goal in playoffs vs. NO (1/6/91) and contributed two tackles on special teams. **Games played-started:** 2-0

**PREVIOUS SEASONS: 1989** — Replaced an injured Singletary at MLB early in season finale at SF (12/24). Finished with career-high 14 tackles including nine solo...Started at right linebacker in season opener vs. Cin (9/10) recording six tackles...Injured hamstring in Week 3 and placed on IR (9/27)...Returned for game at Pit (11/12) and contributed primarily on special teams for the remainder of season. **1988** — Made only start vs. Dal (10/16) at RLB replacing injured Morrissey. Had 10 tackles, including six solos, before suffering sprained left ankle in fourth quarter...Did not play following week vs. SF (10/24)...Appeared as reserve and special teamer in remaining 14 games and playoffs...Three tackles vs. Min (9/18) and two at LA Rams (12/5).

**COLLEGIATE, PERSONAL:** First-team all-Big Eight and conference Defensive Player of Year as senior...Had 118 tackles to pace unit that allowed just 82 points in 11 games...Also had three interceptions, five tackles-for-loss, and sack...Split time at OLB as junior...Defensive Player of Game in 1987 Orange Bowl after nine tackles, deflected pass, and interception while filling in for suspended Brian Bosworth...Also split time as sophomore recording 71 tackles and two sacks...All-state linebacker at Dallas' Skyline High...Degree in political science...Enjoys writing songs in spare time...Given name Dante Delaneo Jones...Single...Resides in Vernon Hills, IL.

### Jones' Pro Stats

	Interceptions				Tkl-Solo	Force	Fum	Fum Rec	Pass Def	Sack-Yds	G-GS
	No	Yds	Lg	TD							
1990	0	0	0	0	9-6	1	0	0	0	2-21	2-0
1989	0	0	0	0	28-14	0	0	0	0	0-0	10-1
1988	0	0	0	0	16-10	0	0	0	0	0-0	15-1
<b>Career</b>	<b>0</b>	<b>0</b>	<b>0</b>	<b>0</b>	<b>53-30</b>	<b>1</b>	<b>0</b>	<b>0</b>	<b>0</b>	<b>2-21</b>	<b>27-2</b>
<b>Playoffs</b>											
1990	0	0	0	0	0	0	0	0	0	0-0	2-0
1988	0	0	0	0	0	0	0	0	0	0-0	2-0
<b>Career</b>	<b>0</b>	<b>0</b>	<b>0</b>	<b>0</b>	<b>0</b>	<b>0</b>	<b>0</b>	<b>0</b>	<b>0</b>	<b>0-0</b>	<b>4-0</b>

### Jones' Single Game Highs

Tackles: 14 at SF (12/24/89)

Solos: 9 at SF (12/24/89)



# KOZLOWSKI

## GLEN KOZLOWSKI

**88**

Wide Receiver

BYU


5th Year

Ht: 6-1

Wt: 190

Born: 12/31/62 in Honolulu, Hawaii

Acquisition: Selected in 11th round (306th player) of 1986 draft.

**PRO CAREER:** Valuable special teams player and back-up receiver since 1987.**1990 SEASON:** Pulled groin in training camp and placed on IR prior to season (9/4)...Activated (10/6) and caught two passes for 17 yards following day vs. GB (10/7)...Two receptions for 12 yards at Wash (12/9)...Led special teams in tackles (23) for second straight year...32-yard catch vs. Rams (10/14) ...Surgery on right shoulder (1/15) by Dr. John Brna. **Games played-started:** 12-0**PREVIOUS SEASONS:** **1989** — Club's fifth wide receiver...Had 22 special teams tackles as "gunner"...Career-long 55-yard catch from Tomczak at Det (9/24); and 12-yard kickoff return...Blocked punt vs. Det (12/10)...Returned four punts vs. TB (11/19). **1988** — Three receptions for 92 yards...50-yard catch from McMahon vs. Min (9/18)...Third on special teams with 13 tackles...Two kickoff returns for 37 yards...KOR for 23 yards in playoffs vs. Eagles. **1987** — Released in final cutdown...Joined team for non-union games and led Bears with 15 receptions...Five catches for 65 yards and two TDs at Phil (10/4)...Seven receptions for 87 yards and TD vs. Min (10/11)...Broke ankle in fourth quarter vs. NO (10/18) and spent remainder of season on IR. **1986** — Drafted by Bears in 11th round, but was still recovering from college knee injury...Placed on IR for entire season.**COLLEGIATE, PERSONAL:** Played in just five games as senior due to knee injury...Tore anterior cruciate ligament in right knee and required surgery (1/86)...Caught 23 passes for 436 yards and two TDs as senior...All-WAC as junior after 55 catches for 879 yards and 11 TDs...Caught 29 passes for 376 yards in freshman year when Jim McMahon was QB...Older brother Mike played safety for Miami Dolphins (1979-86)...Prepped at Carlsbad (CA) High...Given name Glen Allen Kozlowski...Married (Julie)...Four sons (Brent, Tyler, Kyle, and Kelin)...Resides in Buffalo Grove, IL.

### Kozlowski's Pro Stats

	Receiving					Kickoff Returns					Punt Returns				G-GS	
	No	Yds	Avg	LG	TD	No	Yds	Avg	LG	TD	No	Yds	Avg	LG		TD
1990	7	83	11.9	32	0	0	0	0.0	0	0	0	0	0.0	0	0	12-0
1989	3	74	24.7	55	0	1	12	12.0	12	0	4	-2	-0.5	4	0	15-0
1988	3	92	30.7	50	0	2	37	18.5	24	0	1	0	0.0	0	0	16-0
1987	15	199	13.3	28	3	3	72	24.0	31	0	0	0	0.0	0	0	3-3
1986	Injured Reserve — knee															
<b>Career</b>	<b>28</b>	<b>448</b>	<b>16.0</b>	<b>55</b>	<b>3</b>	<b>6</b>	<b>121</b>	<b>20.2</b>	<b>31</b>	<b>0</b>	<b>5</b>	<b>-2</b>	<b>-0.4</b>	<b>4</b>	<b>0</b>	<b>46-3</b>

Also: 1 rush for 3 yards in 1988.

**Playoffs:**

1990	1	10	10.0	10	0	0	0	0.0	0	0	0	0	0.0	0	0	2-0
1988	0	0	0.0	0	0	1	23	23.0	23	0	0	0	0.0	0	0	2-0
<b>Career</b>	<b>1</b>	<b>10</b>	<b>10.0</b>	<b>10</b>	<b>0</b>	<b>1</b>	<b>23</b>	<b>23.0</b>	<b>23</b>	<b>0</b>	<b>0</b>	<b>0</b>	<b>0.0</b>	<b>0</b>	<b>0</b>	<b>4-0</b>

### Kozlowski's Single Game Highs

Receptions: 7 vs. Min (10/11/87)

TDs: 2 at Phil (10/4/87)

Yards receiving: 87 vs. Min (10/11/87)

Long: 55 at Det (9/24/89)





## KUMEROW



### ERIC KUMEROW

70

Defensive Tackle/End

Ohio State

4th year

Ht: 6-7

Wt.: 260

Born 4/17/65 in Chicago, Illinois

Acquisition: Trade with Miami Dolphins on 1/31/91 for Vestee Jackson.

**PRO CAREER:** Traded from Miami to Chicago after 1990 season...Played both defensive end and linebacker in three seasons with Dolphins...Will be used at defensive end or defensive tackle with the Bears.

**1990 SEASON:** Saw action in all regular season games and both post-season contests...Recorded first pro interception at Pit (9/30) returning Bobby Brister pass five yards...Credited with only tackle of season at Clev (11/25). **Games played-started:** 16-0

**PREVIOUS SEASONS:** 1989 — Played in 12 games during injury-plagued season...Sprained medial collateral ligament in pre-season joint practice session with Falcons (8/4)...Missed entire pre-season and season opener...Three tackles and two sacks at NE (9/14)...Suffered groin injury vs. Pit (11/26) and missed next two games. 1988 — Dislocated fingers in pre-season and forced to wear cast in season opener vs. Chi (9/4), but still recorded three tackles...Sprained ankle in practice and inactive vs. GB (9/18)...Recorded first pro sack in Week 5 vs. Min (10/2)...Sack in each of following games at Raid (10/9) and at SD (10/16)...Pulled groin vs. Clev (12/12) and missed season finale.

**COLLEGIATE, PERSONAL:** Three-year starter at Ohio State...First-team all-Big Ten following junior and senior season...Teamed with Chris Spielman (Lions)...Finished career with 229 stops, 23 sacks, 39 tackles-for-loss, seven forced fumbles, three fumble recoveries and one interception...Led Big Ten with eight sacks as senior...Recorded 73 tackles, 15 for-loss, in final campaign...Nine stops, three sacks, and five tackles-for-loss in win over Purdue...Defensive Lineman of the Year as junior by Big Ten Radio Broadcasters Association as he led team with six sacks...Started every game as strongside linebacker as sophomore and led team with six sacks...Career-high 13 stops vs. Pitt...Scheduled to start in 1984, but suffered heel bruise which restricted play early in season...Redshirt quarterback in freshman season (1983)...Quarterbacked scout team before asking to move to defense during 1984 spring practice...Degree in education...Prepped at Oak Park-River Forest High School where he lettered in football (quarterback and defensive back), basketball, and baseball...Given name Eric Palmer Kumerow...Married (Tammi Jean)...Resides in Long Grove, IL.

#### Kumerow's Pro Stats

	Interceptions				Tkl-Solo	Force	Fum	Fum Rec	Pass Def	Sack-Yds	G-GS
	No	Yds	Lg	TD							
1990 Dolphins	1	5	5	0	1-1	0	0	0	0	0-0	16-0
1989 Dolphins	0	0	0	0	13-12	0	0	0	0	2-17	12-0
1988 Dolphins	0	0	0	0	8-7	0	0	0	0	3-33	14-0
<b>Career</b>	<b>1</b>	<b>5</b>	<b>5</b>	<b>0</b>	<b>22-20</b>	<b>0</b>	<b>0</b>	<b>0</b>	<b>0</b>	<b>5-50</b>	<b>42-0</b>

#### Playoffs

1990 Dolphins	0	0	0	0	0	0	0	0	0	0-0	2-0
<b>Career</b>	<b>0</b>	<b>0</b>	<b>0</b>	<b>0</b>	<b>0</b>	<b>0</b>	<b>0</b>	<b>0</b>	<b>0</b>	<b>0-0</b>	<b>2-0</b>



**JAMES LOTT**

**26**

**Cornerback**

**Clemson**

**2nd Year**

**Ht: 5-9**

**Wt: 181**

**Born: 1/8/67 in Concord, NC**

**Acquired: Signed as free agent 12/31/90.**



**PRO CAREER:** Re-joined Bears late in 1990 as back-up cornerback after being waived in training camp.

**1990 SEASON:** Signed to active squad (12/31) after David Tate twisted his ankle in season finale vs. Chiefs...One of two inactive for both playoff games...Signed as free agent (4/27) and released in final cuts (9/3)...Re-signed to practice squad (11/27) when Tate and Woolford sprained an ankle at Min (11/26) and Stinson was already out for season. **Games played-started: 0-0**

**COLLEGIATE, PERSONAL:** Started 42 games in four seasons to establish school record for starts by a defensive back...54 tackles (29 solo), two forced fumbles, one interception, and one fumble recovery as senior...Led team with 27 punt returns for 226 yards (8.4 average) including 50-yard long...Started at corner before moving to free safety as junior...Second among DBs with 62 stops...Returned 10 punts for 72 yards and had school's only blocked field goal...Finished 16th in nation in punt returns as sophomore with 12.1 average, but second on team behind Woolford (15.0)...Had 94 yards on three returns vs. Western Carolina...Season-high four interceptions...Started at cornerback and free safety as freshman...Eight tackles in each of final two games and 10 stops in Gator Bowl...ACC Rookie of the Week vs. Wake Forest...Redshirt in 1985...Football, basketball, and track star at AL Brown in Kannapolis, NC...Led football team to 13-1 record and runner-up in state playoffs...Competed in long jump, 100-yard and 200-yard dash, and 400-yard relay at state level...Averaged 14.5 points with 78 steals in final season of basketball...Student council president...Majored in Sociology...Married (Jená)...Resides in Gurnee, IL.

**BLANKED**

The Bears have been involved in 180 shutouts in their 71-year history. Chicago won 110 of the shutouts and lost 54 while 16 of the blankings resulted in a 0-0 tie (all before 1933).

**By Month:**

September	10-11-4
October	40-15-4
November	43-14-4
December	15-13-4
January	2-1-0
<b>Total</b>	<b>110-54-16</b>

**By Decade:**


1920	48-15-12
1930	25-10-4
1940	12-2-0
1950	2-1-0
1960	5-11-0
1970	7-11-0
1980	10-4-0
1990	1-0-0
<b>Total</b>	<b>110-54-16</b>

**At home:**

65-22-9

**On the road:**

45-32-7

**JOHN MANGUM****26**

Cornerback

Alabama

2nd Year

Ht: 5-10

Wt: 183

Born: 3/16/67 in Magee, Mississippi

Acquired: Sixth round (144th player) of 1990 draft.

**PRO CAREER:** Used on special teams and as fifth defensive back in passing situations.

**1990 SEASON:** Waived in Bears' final cutdown (9/3)...Signed to Tampa Bay's practice squad (10/3)...Signed to Bears' active roster (10/23) when Douglass was placed on IR...Saw action on special teams and as cornerback in nickel situations...Two solo tackles at Den (11/18)...Three solos in both Lions games (12/2 and 12/16)...First career interception in initial quarter of playoff game vs. Saints (1/6/91) resulted in Bears' opening drive field goal...Team-high three passes defended including fourth quarter knockdown in endzone vs. NO. **Games played-started:** 10-0

**COLLEGIATE, PERSONAL:** All-American cornerback as senior and sophomore; all-SEC final three seasons...16 career interceptions...Third on team with 68 tackles as senior...Led squad with five pickoffs for 37 yards and 24 pass deflections...Key interception vs. Tennessee earned him CBS/Toyota Leadership Award...Late interception to preserve win vs. Vanderbilt earned SEC Player of the Week honors...Six tackles (five solo) vs. Miami in Sugar Bowl...Led secondary with 66 tackles in junior campaign...Led team with 13 passes defended and picked off five for 57 yards...Recorded 11 stops and two interceptions vs. Vanderbilt...Returned interception for TD vs. Tennessee...Started every game as sophomore contributing season-high 81 tackles...Led team with 10 passes defended and recovered two fumbles...Five interceptions...Contributed 12 tackles and an interception vs. Notre Dame...Played in every game of freshman season...First pickoff came vs. Mississippi St...Quarterback and defensive back in leading Magee High to back-to-back Mississippi State Championships...Father (John) played for Boston Patriots of American Football League...Banking and finance major with 3.2 grade point average...Engaged to Stacy Vernamonti...Resides in Lake Bluff.

**Mangum's Pro Stats**

	Interceptions				Tks-Solo	Force	Fum	Fum Rec	Pass Def	Sack-Yds	G-GS
	No	Yds	Lg	TD							
1990	0	0	0	0	13-9	1	0	1	0-0	10-0	
<b>Career</b>	<b>0</b>	<b>0</b>	<b>0</b>	<b>0</b>	<b>13-9</b>	<b>1</b>	<b>0</b>	<b>1</b>	<b>0-0</b>	<b>10-0</b>	
<b>Playoffs</b>											
1990	1	9	9.0	0	3-3	0	0	3	0-0	2-0	
<b>Career</b>	<b>1</b>	<b>9</b>	<b>9.0</b>	<b>0</b>	<b>3-3</b>	<b>0</b>	<b>0</b>	<b>3</b>	<b>0-0</b>	<b>2-0</b>	

**Mangum's Single Game Highs**

Tackles: 3 (3 times) Last: vs. NO\* (1/6/91)

Solo: 3 (4 times) Last: vs. NO\* (1/6/91)

Passes Defended: 3 vs. NO\* (1/6/91)

\*Playoff game



**ROMAN MATUSZ****75****Offensive Tackle****Pittsburgh****1st Year****Ht: 6-4****Wt: 270****Born: 5/10/67 in Newark, NJ****Acquired: Eleventh round (289th player) of 1990 draft. Choice from Raiders.****PRO CAREER:** Spent rookie season on practice squad.**1990 SEASON:** Released when Bears cut down to 60 (8/26)...Signed to practice squad (10/3).  
**Games played-started:** 0-0**COLLEGIATE, PERSONAL:** Powerful drive blocker with quick feet and body control...Honorable mention all-America by Football News and AP as senior...Voted team captain...Started all season at right tackle during junior season...Teamed with Tom Ricketts (Steelers) in leading Panthers to 13th in nation in rushing (253.2 yards per game)...Became starting right tackle in fourth game of sophomore campaign...Top reserve at right and left tackle as freshman...Redshirt in 1986...All-state selection as two-way tackle from Newark, NJ...Communications major...Attended high school at Seton Hall Prep (NJ)...Single...Resides in Mundelein, IL.**STEVE McMICHAEL****76****Defensive Tackle****Texas****12th Year****Ht: 6-2****Wt: 265****Born: 10/17/57 in Houston, Texas****Acquisition: Signed as free agent 10/15/81. Originally drafted by NE in third round of 1980.****PRO CAREER:** Fourth on Bears' all-time sack list with 69.5...Active team leader with 149 games played, including 143 straight...Had streak of 101 straight starts snapped in 1990...Second to Singletary among active Bear tacklers with 553 stops...Three career safeties are a Bear record. All three came against GB (11/3/85; 9/22/86; 11/27/88)...Pro Bowl after '86 and '87 seasons.**1990 SEASON:** Joined team two days prior to final pre-season game after lengthy contract negotiation...Did not start in season opener which snapped streak of 101 starts, longest on club...Opened in Week 4 and thereafter alternated with Hampton. Rotated by series with Hampton and Perry...First sack of season came vs. Rams (10/14)...Two sacks and four tackles vs. TB (12/23)...Tied career-high with 12 tackles, five solo, at Wash (12/9)...Started in playoffs vs. NO (1/6/91) and contributed four tackles and nine-yard sack which knocked Steve Walsh from game...Had 10 stops (seven solo), sack, and forced fumble at Giants (1/13/91)...Surgery in off-season on right knee by Dr. John Brna (2/18). **Games played-started:** 16-7



## McMICHAEL

**PREVIOUS SEASONS: 1989** — Scored highest on Bear coaches grading system...One of just two Bears to start all 16 games on defense (Singletary)...Second on club with 108 tackles (tied) and 7.5 sacks...Led defensive linemen with 59 solo stops...Notched seven or more takedowns in eight games...Game ball recipient for six tackles and four pressures vs. Min (9/17); and nine stops, seven solo, and sack in win over Rams (10/29)...Sack (or half-sack) in six consecutive games from 10/29-12/3...Season-high 10 tackles vs. TB (11/19). **1988** — Led team in sacks (11.5) for first time in career...Tied for third on club with 88 tackles...Tied career-high with three sacks vs. Dal (10/16)...Two sacks vs. GB (12/7) including his third career safety...Season-high 11 tackles at TB (11/20)...Had 10 tackles, fumble recovery and forced fumble at Ind (9/11)...Knee surgery following season (2/6/89). **1987** — Made second straight Pro Bowl appearance after finishing second on team with 7.5 sacks...Named all-NFL by AP, PFWA, PFW, TSN; all-NFC by UPI, Football News...NFC Defensive Player of the Week after career-high 12 tackles and three sacks at Min (12/6)...Had 10 tackles and two sacks in season finale at LA Raiders (12/27)...Recovered fumble to set up first TD in playoff loss to Wash **1986** — All-NFL selection by PFWA and TSN while earning first Pro Bowl spot...Third on team in sacks (8.5), sixth in tackles (87)...Game ball at GB (9/22) after five tackles, two sacks, and safety in comeback win...Only career interception in season finale at Dal (12/21)...Strong play against Min included two sacks (10/5) and 10 tackles (10/19). **1985** — AP and UPI all-league honors...Eight sacks ranked third on team...Best outing was two sacks, four tackles, and two knocked down passes at SF (10/13). **1984** — Finished with 10 sacks (third on team) and 42 tackles (seventh)...NFC Defensive Player of the Week in finale at Det after five tackles and 2.5 sacks. **1983** — Became starter and finished second on team with 8.5 sacks...Earned first game ball with Bears after five tackles, two sacks and forced fumble at TB (11/20). **1982** — Had 64-yard fumble return vs. TB (1/2/83). **1981** — Joined Bears (10/15) after being waived by Pats during '81 training camp. **1980** — Third round selection by NE...Played in just six games as back injury forced him on IR (1/3) for remainder of season.

**COLLEGIATE, PERSONAL:** Consensus all-America and finalist for '79 Outland Trophy and '80 Lombardi Award...Career totals at Texas show 372 tackles and 30 sacks...Led team in tackles final two seasons: 142 as junior, 138 as senior...Defensive MVP in '80 Hula Bowl with 14 tackles...Kicked eight of 10 PATs and two of three FGs as sophomore when Russell Erxleben was hurt...Prepped at Freer (TX) High...Hobbies include rattlesnake hunting, fishing...Physical education major...Community service work includes: Juvenile Diabetes Foundation, Boys Hope, Better Boys Foundation, and Brian Piccolo Cancer Research Foundation...Finalist for '87 Miller Lite NFL Defensive Lineman of the Year...Given name Steve Douglas McMichael...Married (Debra)...Resides in Austin, TX.

McMichael's Pro Stats

	Int-Yds	Tkis-Solo	Force	Fum	Fum Rec	Pass Def	Sack-Yds	G-GS
1990 Bears	0-0	71-39	0	0	0	4	4-22	16-7
1989 Bears	0-0	108-59	1	1	1	2	7.5-39	16-16
1988 Bears	0-0	88-54	1	2	1	1	11.5-95	16-16
1987 Bears	0-0	57-29	2	0	2	2	7.5-35	12-12
1986 Bears	1-5	87-50	1	2	3	3	8.5-65	16-16
1985 Bears	0-0	44-39	0	1	2	2	8-55	16-16
1984 Bears	0-0	42-30	0	0	2	2	10-91.5	16-16
1983 Bears	0-0	37-35	1	1	2	2	8.5-86	16-10
1982 Bears	0-0	18-17	0	1	0	0	4-36	9-0
1981 Bears	0-0	1-1	0	1	1	1	0-0	10-0
1980 Patriots	0-0	5-3	0	0	0	0	0-0	6-0
<b>Career</b>	<b>1-5</b>	<b>558-356</b>	<b>6</b>	<b>9</b>	<b>19</b>	<b>19</b>	<b>69.5-524.5</b>	<b>149-109</b>

Also: One safety in 1985, '86, and '88.



## MORRIS

Playoffs	Int-Yds	Tkls-Solo	Force Fum	Fum Rec	Pass Def	Sack-Yds	G-GS
1990 Bears	0-0	15-11	1	0	0	2-17	2-1
1988 Bears	0-0	5-1	0	0	0	1-8	2-2
1987 Bears	0-0	2-0	0	1	0	0-0	1-1
1986 Bears	0-0	8-4	0	0	0	0-0	1-1
1985 Bears	0-0	4-3	0	0	0	1-5	3-3
1984 Bears	0-0	6-3	0	0	0	1.5-9	2-2
<b>Career</b>	<b>0-0</b>	<b>40-22</b>	<b>1</b>	<b>1</b>	<b>0</b>	<b>5.5-39</b>	<b>11-10</b>

### McMichael's Single Game Highs

Tackles: 12 at Min (12/6/87); at Wash (12/9/90)  
 Solos: 7 (3 times) Last: vs. NYG\* (1/13/91)

Sacks: 3 at Min (12/6/87); vs. Dal (10/16/88)  
 \*Playoff game

## RON MORRIS

# 84

Wide Receiver

SMU


5th Year

Ht: 6-1

Wt: 190

Born: 11/4/64 in Cooper, Texas

Acquisition: Second round (54th player) of 1987 draft.



**PRO CAREER:** Became full-time starter after alternating with Gentry previous two seasons...1,800 career receiving yards rank 22nd among all-time Bears; 109 receptions tie for 25th...Eighth in club history (100+ rec.) with 16.5-yard career average.

**1990 SEASON:** Had reception in 12 straight games before injuring chest in overtime period vs. Det (12/2) and missing game following week at Wash...Caught 40-yard TD from Harbaugh at GB (9/16)...Game ball for season-high 93 yards at Phx (10/28) including one TD—career-long 67-yarder...Tied career-high with five receptions vs. Det (12/2)...Recovered fumble and two receptions vs. NO (1/6/91)...Caught seven passes on third down, turned six into firsts. **Games played-started:** 15-15

**PREVIOUS SEASONS: 1989** — Led club with 486 receiving yards and fourth with 30 receptions...Established career marks with 96 yards (on three catches) vs. TB in Week 11 and five receptions (for 40 yards) vs. Det three weeks later...Caught at least one pass in 14 of 16 games...Only TD came on 58-yard bomb from Tomczak in final minutes vs. TB (11/19)...Four three-catch games...Split time with Wendell Davis in receiver rotation. **1988** — Split time with Dennis McKinnon at flanker and finished second on team with 498 receiving yards...Led club with 17.8 yard average and four touchdowns...All four scores and 17 of 28 receptions came in first seven games...Caught 28 passes to rank fourth on club...Started at NE (10/30) for injured McKinnon, otherwise alternated every two series...Had three-plus catches in six games including two four-catch games...Had 63-yard TD from McMahan vs. Bills (10/2); 31-yard TD grab from Tomczak following week at Det (10/9) in four-for-65 effort...82 receiving yards on four catches and 21-yard run vs. Dal (10/16)...Three catches for 52 yards in two playoff games. **1987** — Only rookie to earn starting spot...Finished sixth on team in catches (20) and fourth in receiving yards (379)...Second to Gault with 19.0 yard average...Only TD came on 42-yard pass from Tomczak in season-opening win over Giants (9/14)...47 yards, including 14-yard TD, in playoffs vs. Redskins.





## MORRIS

**COLLEGIATE, PERSONAL:** Led team in receptions all four seasons while earning first-team all-Southwest Conference and all-American honorable mention as senior...Third on SMU's all-time receiving chart with 147 receptions for 2,410 yards and 14 TDs...Ninth player in SWC annals to gain 2,000 career receiving yards...Best season ever by freshman in '83 by catching 41 passes for 688 yards and two TDs...One TD was 80-yard bomb vs. TCU for winning points in 21-17 victory...Three-time all-district and district MVP at Cooper (TX) High where he was a Texas Blue Chipper and member of Texas Football Top 30...Rushed for 726 yards on 104 carries and caught 27 passes for 406 yards as senior...Won 100- and 200-meter dashes at the state track meet...10.4 in 100-meters was state record...Hobbies include video games, bowling and movies...Psychology major...Involved in "Say No to Drugs" campaign and NEED foundation to benefit the elderly...Given name Ronald Wayne Morris...Married (Kandi)...Daughter (Meghan) and son (Ron Jr.)...Resides in Hawthorn Woods, IL.

### Morris' Pro Stats

	Receiving					Rushing					G-GS
	No	Yds	Avg	LG	TD	No	Yds	Avg	LG	TD	
1990	31	437	14.1	67	3	2	26	13.0	16	0	15-15
1989	30	486	16.2	58	1	1	-14	-14.0	-14	0	16-9
1988	28	498	17.8	63	4	3	40	13.3	21	0	16-1
1987	20	379	19.0	42	1	0	0	0.0	0	0	12-12
<b>Career</b>	<b>109</b>	<b>1800</b>	<b>16.5</b>	<b>67</b>	<b>9</b>	<b>6</b>	<b>52</b>	<b>8.7</b>	<b>21</b>	<b>0</b>	<b>59-37</b>
<b>Playoffs</b>											
1990	3	52	17.3	24	0	0	0	0.0	0	0	2-2
1988	3	52	17.3	27	0	0	0	0.0	0	0	2-0
1987	2	47	23.5	33	1	0	0	0.0	0	0	1-1
<b>Career</b>	<b>8</b>	<b>151</b>	<b>18.9</b>	<b>33</b>	<b>1</b>	<b>0</b>	<b>0</b>	<b>0.0</b>	<b>0</b>	<b>0</b>	<b>5-3</b>

### Morris' Single Game Highs

Receptions: 5 vs. Det (12/10/89); (12/2/90)\*

Yards Receiving: 96 vs. TB (11/19/89)

Long Reception: 67 at Phx (10/28/90)

\*Overtime game

Rushes: 1 (6 times) Last: at Phx (10/28/90)

Yards Rushing: 21 vs. Dal (10/16/88)


Long Rush: 21 vs. Dal (10/16/88)

## TEXAS HIGH SCHOOLS

Nineteen players off the Bears' 84-man roster attended high school in Texas. Houston's Yates High has produced three Bears veterans: **John Roper**, **Johnny Bailey**, and **Quintin Smith**, while Worthing has graduated **Mike Singletary** and **Lemuel Stinson**. The Lone Star State has also been the home for **Maury Buford** (Mount Pleasant), **Dennis Gentry** (Lubbock), **Steve McMichael** (Freer), **Ron Morris** (Cooper), **Dante Jones** (Dallas Skyline); draft picks **Tom Backes** (Coronado), **Larry Horton** (Tatum), and **Darren Lewis** (Carter); and free agents **Richard Booker** (McGregor), **Nigel Codrington** (Sterling), **Ron Ferguson** (Clements), **Tre Giller** (Richardson), **Charles Rowe** (Ellison), and **Eric Wright** (Pittsburg).

**JIM MORRISSEY****51**

Linebacker Michigan St. 7th Year  
Ht: 6-3 Wt: 225  
Born: 12/24/62 in Flint, Michigan  
Acquisition: Eleventh round (302nd player) of 1985 draft.



**PRO CAREER:** Has started 31 of 33 games in which he's played over last three seasons...109 tackles in 1990 nearly matched his total from previous five years (110).

**1990 SEASON:** Started all 16 games as he remained healthy for entire season for first time since 1986 when he played in all 16 games as reserve...Career-highs with 16 tackles and eight solos against KC in final regular season game (12/29)...Interception and 12-yard return vs. GB (10/7)...Seven solo tackles, 10 total, and two passes defended in game ball effort vs. Atl (11/11)...Game ball for one interception, tying career-high with 12 tackles, and establishing personal best with eight solo stops at Den (11/18)...Forced fumble vs. TB (12/23)...Off-season surgery on right shoulder (3/7/91) by Dr. John Brna. **Games played-started:** 16-16

**PREVIOUS SEASONS:** **1989** — Earned starting position at RLB and was playing well before suffering lacerated kidney in second period vs. Oilers (10/15). Placed on IR for remainder of year...Set career marks with five solo tackles and two interceptions at TB (10/8)...Saw limited action in opener due to pulled hamstring suffered in training camp...Made first start in Week 2 recording seven tackles...Did not start at Det (9/24) as Bears went with one linebacker (Singletary) and six DBs to counter Lions' run-and-shoot. **1988** — Pressed into starting duty at RLB after pre-season injury to Otis Wilson...Started 11 games missing five to injury...Suffered right knee injury at GB (9/25), had arthroscopic knee surgery (9/28), and placed on IR...Activated (11/5) and returned to starting lineup at TB (11/20)...Third on team with three interceptions; all coming in final four weeks of season...Career-high 12 tackles and interception at LA Rams (12/5)...Season finale at Min (12/19) included interception, nine tackles, and two passes defended. **1987** — Appeared in 10 games as reserve and special teamer...Missed two games (12/6 and 12/14) with pulled hamstring suffered in practice...14 special team tackles earned co-Special Teams Player of Year award by coaches. **1986** — Tied for second with 15 special teams tackles. **1985** — 47-yard interception return off Steve Grogan in fourth quarter of Super Bowl win...Waived prior to season (9/2) but re-signed (9/10).

**COLLEGIATE, PERSONAL:** Michigan State team captain and MVP as senior after finishing career as second leading tackler (329) in Spartan history...Made 137 tackles while earning first-team All-Big Ten honors by UPI as senior...Honorable mention all-league as junior after pacing squad with 130 tackles...All-state and honorable mention all-America at Flint Powers (MI) High as LB/DB...Enjoys basketball and golf...Degree in food systems economics and management...Given name James Morrissey...Married (Amy)...Son (Michael) and daughter (Caitlin)...Resides in Lincolnshire, IL.



# MORRISSEY

## Morrissey's Pro Stats

	Interceptions				Tkl-Solo	Force	Fum	Fum Rec	Pass Def	Sack-Yds	G-GS
	No	Yds	Lg	TD							
1990	2	12	12	0	109-54	1	2	9	0-0	16-16	
1989	2	0	0	0	23-14	0	0	4	0-0	6-4	
1988	3	13	13	0	68-26	0	1	5	0-0	11-11	
1987	0	0	0	0	0-0	0	0	0	0-0	10-0	
1986	0	0	0	0	7-2	0	0	1	0-0	16-0	
1985	0	0	0	0	12-12	0	0	0	0-0	15-0	
<b>Career</b>	<b>7</b>	<b>25</b>	<b>13</b>	<b>0</b>	<b>219-108</b>	<b>1</b>	<b>3</b>	<b>19</b>	<b>0-0</b>	<b>74-31</b>	

Playoffs	Interceptions				Tkl-Solo	Force	Fum	Fum Rec	Pass Def	Sack-Yds	G-GS
	No	Yds	Lg	TD							
1990	0	0	0	0	5-2	0	0	0	0-0	2-2	
1988	0	0	0	0	8-1	1	0	0	0-0	2-2	
1987	0	0	0	0	0	0	0	0	0-0	1-0	
1986	0	0	0	0	0-0	0	0	0	0-0	1-0	
1985	1	47	47	0	0-0	0	0	1	0-0	3-0	
<b>Career</b>	<b>1</b>	<b>47</b>	<b>47</b>	<b>0</b>	<b>13-3</b>	<b>1</b>	<b>0</b>	<b>1</b>	<b>0-0</b>	<b>9-4</b>	

## Morrissey's Single Game Highs

Tackles: 16 vs. KC (12/29/90)

Interceptions: 2 at TB (10/8/89)

Solos: 8 at Den\* (11/18/90); vs. KC (12/29/90)

Long Int. Return: 47 vs. NE\*\* (1/26/86)

\* Overtime game; \*\*Playoff game

13 vs. Rams (12/5/88)

## IN THE LONG RUN

One improvement the Bears defense made last year was limiting the number of big rushing plays. From 1984-88, the longest rush by an opponent was 37 yards by Ken Jenkins in 1985. In 1989, when injuries riddled the defense, there were three longer: 68-yards by Keith Woodside (GB), 60-yards by Allen Pinkett (Hou), and a 48-yarder by Lars Tate (TB). The defense returned to form last season and didn't allow a rush over 25 yards. In fact, the three longest runs were scrambles by the quarterback. Following are the longest runs of 1990 against the Bears:

Ball Carrier	Position	Team	Distance
Timm Rosenbach	Quarterback	Phoenix	25 yards
Wade Wilson	Quarterback	Minnesota	24 yards
Anthony Dilweg	Quarterback	Green Bay	22 yards
Brian Mitchell	Running back	Washington	21 yards
Johnny Johnson	Running back	Phoenix	21 yards
Herschel Walker	Running back	Minnesota	21 yards
Greg Bell	Running back	LA Raiders	21 yards
Vinny Testaverde	Quarterback	Tampa Bay	19 yards





## MUSTER

### BRAD MUSTER

25

Fullback

Stanford

4th Year

Ht: 6-4

Wt: 232

Born: 4/11/65 in Novato, California

Acquisition: First round (23rd player) of 1988 draft.



**PRO CAREER:** Emerged last season as one of the NFL's top fullbacks...Has played in all 48 games since joining the club, starting 31 of the last 32.

**1990 SEASON:** Led team with 47 receptions, second in rushing yards (664), and third in receiving yards (452)...Established career-highs in every category: rushes (14 vs. Min, vs. Det, vs. TB); rushing yards (99 — at Phx), long rush (28 at TB), receptions (7 vs. Det), receiving yards (93 vs. TB), long catch (47 vs. TB), and combined yards (143 vs. TB; 50 rush, 93 rec.)...Combined for 92 yards (71 rush, 21 rec) and tied career-long with 28-yard run in fourth quarter in playoff win over NO (1/6/91)...Did not catch touchdown pass all season after grabbing four last year...Seven game ball performances: vs Min, vs. GB, at Phx, at TB, at Den, vs Det, vs. TB...Did not start at Raid (9/30) as Bears opened in double tight end formation. **Games played-started:** 16-15

**PREVIOUS SEASONS: 1989** — Completed season as club's second leading rusher with 82 carries and 327 yards; third in scoring (48 points) and receptions (32); and seventh in receiving yards (259)...Both two-TD games consisted of one rushing and one receiving score...Career-high 84 total yards (73 rushing, 11 receiving) and two TDs vs. Det (9/24) earned game ball...Missed second-half vs. Eagles in Week 4 due to back injury; underwent surgery in off-season (3/19/90) to correct lower disc...Season-high 68 receiving yards on six catches at GB (11/5)...Season-long 17-yard rush at Min (12/3) came while stricken with flu and played only part of first quarter. **1988** — Bears' fourth leading rusher (197 yards) and fifth leading receiver (21 for 236)...Split time with Matt Suhey all season...Had 81 total yards (6-38 rush, 2-43 rec.) in season-finale at Min (12/19)...First pro TD came on 40-yard screen pass at TB (11/20).

**COLLEGIATE, PERSONAL:** Recurring ankle injury limited senior productivity...Regained health by mid-season and turned in fine outing vs. USC (87 rush, 56 rec.)...Pac Ten Offensive Player of Year as junior after averaging 147.1 all-purpose yards per game...1,053 yards rushing and 12 TDs—second most yards in school history...61 catches for 565 yards...Best games: vs. Wash. St. (190 rush., 93 rec.), Oregon (151 rushing, two TDs) and UCLA (183 yards, 38 carries, two TDs)...First-team all-Pac Ten as sophomore after catching 78 passes for 654 yards breaking school and conference record held by Gene Washington (71 catches in '68)...Tied conference record with 14 catches (140 yards and two TDs) vs. Ducks...204-yard effort against Cal as freshman...Redshirt in 1983...North Bay (SF) Player of Year at San Marin High School...All-county in basketball...Father is high school football coach, mother is Chicago-area native...Lists Walter Payton among childhood heroes...Enjoys Nintendo, professional wrestling, and music...Degree in economics...Given name Brad William Muster...Wife (Vicki)...Daughter (Kelli)...Resides in Santa Rosa, CA.



# MUSTER

## Muster's Pro Stats

	Rushing					Receiving					G-GS
	No	Yds	Avg	Long	TD	No	Yds	Avg	Lg	TD	
1990	141	664	4.7	28	6	47	452	9.6	48	0	16-15
1989	82	327	4.0	20	5	32	259	8.1	25	3	16-16
1988	44	197	4.5	15	0	21	236	11.2	40	1	16-0
<b>Career</b>	<b>267</b>	<b>1,188</b>	<b>4.5</b>	<b>28</b>	<b>11</b>	<b>100</b>	<b>947</b>	<b>9.5</b>	<b>48</b>	<b>4</b>	<b>48-31</b>

Also: Returned 3 kickoffs for 33 yards in 1988.

### Playoffs

1990	16	79	4.9	28	0	5	42	8.4	20	0	2-2
1988	7	14	2.0	9	0	1	9	9.0	9	0	2-0
<b>Career</b>	<b>23</b>	<b>93</b>	<b>4.0</b>	<b>28</b>	<b>0</b>	<b>6</b>	<b>51</b>	<b>8.5</b>	<b>20</b>	<b>0</b>	<b>4-2</b>

### Muster's Single Game Highs

Rushes: 14 (3 times) Last: TB (12/23/90)

Receptions: 7 vs. Det.\* (12/2/90)

Yards Rushing: 99 at Phx (10/28/90)

Yards Receiving: 93 vs. TB (12/23/90)

Long Rush: 28 at TB (11/4/90); vs. NO\*\* (1/6/91)

Long Reception: 47 vs. TB (12/23/90)

\*Overtime game; \*\*Playoff game

## 1988

DATE	W/L	OPPONENT	RUSHING				RECEIVING				
			NO	YDS	LG	TD	NO	YDS	LG	TD	
9/4	W	Miami	3	7	6	0	0	0	0	0	
9/11	W	@ Indianapolis	0	0	0	0	0	0	0	0	
9/18	L	Minnesota	1	14	14	0	2	9	6	0	
9/25	W	@ Green Bay	3	11	6	0	0	0	0	0	
10/2	W	Buffalo	6	25	8	0	1	10	10	0	
10/9	W	@ Detroit	14	70	18	0	2	20	12	0	
10/16	W	Dallas	4	15	13	0	3	21	12	0	
10/24	W	San Francisco	1	11	11	0	3	26	22	0	
10/30	L	@ New England	1	15	15	0	2	30	18	0	
11/6	W	Tampa Bay	2	4	3	0	1	9	9	0	
11/13	W	@ Washington	3	13	9	0	0	0	0	0	
11/20	W	@ Tampa Bay	3	17	12	0	1	40	40	1	
11/27	W	Green Bay	6	17	5	0	2	13	9	0	
12/5	L	@ LA Rams	0	0	0	0	4	35	19	0	
12/11	W	Detroit	0	0	0	0	0	0	0	0	
12/19	L	@ Minnesota	6	38	9	0	2	43	28	0	
<b>PLAYOFFS</b>											
12/31	W	Philadelphia	6	12	6	0	0	0	0	0	
1/8/89	L	San Francisco	1	2	2	0	1	9	9	0	



# MUSTER

## 1989

DATE	W/L	OPPONENT	RUSHING				RECEIVING			
			NO	YDS	LG	TD	NO	YDS	LG	TD
9/10	W	Cincinnati	4	11	6	0	1	4	4	0
9/17	W	Minnesota	3	-5	1	0	1	1	1	0
9/24	W	@ Detroit	10	73	12	1	3	11	6	1
10/2	W	Philadelphia	1	1	1	0	0	0	0	0
10/8	L	@ Tampa Bay	0	0	0	0	2	8	5	0
10/15	L	Houston	4	16	5	0	0	0	0	0
10/23	L	@ Cleveland	10	48	15	0	2	12	7	0
10/29	W	LA Rams	9	33	8	1	4	44	14	0
11/5	L	@ Green Bay	8	16	5	1	6	68	25	0
11/12	W	@ Pittsburgh	8	25	5	1	3	31	20	1
11/19	L	Tampa Bay	4	18	7	0	2	27	20	0
11/26	L	@ Washington	3	9	6	0	1	6	6	0
12/3	L	@ Minnesota	3	23	17	0	0	0	0	0
12/10	L	Detroit	3	17	11	1	3	31	18	0
12/17	L	Green Bay	8	35	12	1	2	11	8	1
12/24	L	@ San Francisco	4	7	3	0	2	5	6	0


## 1990

DATE	W/L	OPPONENT	RUSHING				RECEIVING			
			NO	YDS	LG	TD	NO	YDS	LG	TD
9/9	W	Seattle	4	17	9	0	3	33	20	0
9/16	W	@ Green Bay	5	19	13	0	0	0	0	0
9/23	W	Minnesota	14	90	16	0	1	12	12	0
9/30	L	@ LA Raiders	3	9	6	0	3	27	16	0
10/7	W	Green Bay	11	27	6	0	5	51	12	0
10/14	W	LA Rams	7	39	13	1	2	27	18	0
10/28	W	@ Phoenix	12	99	20	0	1	6	6	0
11/4	W	@ Tampa Bay	9	78	28	1	4	43	21	0
11/11	W	Atlanta	11	21	6	1	3	25	18	0
11/18	W	@ Denver	11	48	10	1	6	47	14	0
11/25	L	@ Minnesota	8	43	11	0	3	26	11	0
12/2	W	Detroit	14	70	17	1	7	50	16	0
12/9	L	@ Washington	9	23	7	0	2	11	8	0
12/16	L	@ Detroit	4	15	6	1	2	1	3	0
12/23	W	Tampa Bay	14	50	13	0	5	93	48	0
12/29	L	Kansas City	5	16	9	0	0	0	0	0

### Playoffs

1/6/91	W	New Orleans	11	71	28	0	2	21	11	0
1/13	L	@ NY Giants	4	8	3	0	3	21	20	0



**PAUL****MARKUS PAUL****36**

Safety

Syracuse

3rd Year

Ht: 6-2

Wt: 203

Born: 4/1/66 in Kissimmee, Florida

Acquisition: Fourth round (95th player) of 1989 draft.  
Choice from Raiders for Bears' later picks.**PRO CAREER:** Has seen action at both free and strong safety positions and contributed on special teams...Three interceptions.**1990 SEASON:** Saw majority of playing time on special teams...Had 23-yard interception return in season opener vs. Sea (9/9) and 26-yarder at Wash (12/9)...Contributed three tackles vs. GB (10/7), at TB (11/4), vs. Atl (11/11), and at Min (11/25). **Games played-started:** 16-0**PREVIOUS SEASONS: 1989** — Saw action in all 16 games contributing on both defense and special teams...Started in Week 3, as Bears employed six DBs against Lions' run-and-shoot, and finished with nine tackles, two solo, and a caused fumble...Started for injured Gayle vs. Rams (10/29) recording eight tackles, pass defended, and first pro interception which he returned 20 yards...Started following week at GB (11/5) making nine stops...Saw extended action vs. GB (12/17) establishing career-highs with 13 tackles including six solo...Sixth with nine special team tackles.**COLLEGIATE, PERSONAL:** Did not miss a start in four years as free safety for Syracuse...Broke career interception mark with 19...First-team all-American by Football News, AP and Sporting News...Compiled 76 tackles (47 solo) and two passes defended...AP honorable mention all-American and first-team all-East choice as junior...Led team in interceptions (five) for third straight year...Jim Thorpe award finalist, given to best defensive back in the country...AP honorable mention all-East choice as sophomore...Tied school record for interceptions in a game with three against Temple (accomplished in first half) during freshman season...Seven picks led nation's freshmen...Redshirt in 1984...All-state QB and DB at Osceola (FL) High School leading team to High School Citrus Bowl in 1983...Played in Florida North-South All-Star Game...Standout basketball player...Degree in retailing...Given name Markus Dwayne Paul...Single...Resides in Wheeling, IL.**Paul's Pro Stats**

	Interceptions				Tkl-Solo	Force	Fum	Fum Rec	Pass Def	Sack-Yds	G-GS
	No Yds	Lg	TD								
1990	2	49	26	0	21-11	0	0	2	0-0	16-0	
1989	1	20	20	0	51-23	0	0	5	0-0	16-3	
<b>Career</b>	<b>3</b>	<b>69</b>	<b>26</b>	<b>0</b>	<b>72-34</b>	<b>0</b>	<b>0</b>	<b>7</b>	<b>0-0</b>	<b>32-3</b>	

**Playoffs**

1990	0	0	0	0	3-0	0	0	0	0-0	2-0
<b>Career</b>	<b>0</b>	<b>0</b>	<b>0</b>	<b>0</b>	<b>3-0</b>	<b>0</b>	<b>0</b>	<b>0</b>	<b>0-0</b>	<b>2-0</b>

**Paul's Single Game Highs**

Tackles: 13 vs. GB (12/17/89)

Solos: 6 vs. GB (12/17/89)



## WILLIAM PERRY


72

Defensive Tackle      Clemson      7th Year

Ht: 6-2      Wt: 315

Born: 12/16/62 in Aiken, South Carolina

Acquisition: First round (22nd player) of 1985 draft.



**PRO CAREER:** Fifth with 320 tackles among active Bear defenders...21 sacks trail Dent and McMichael on current roster...Started 27 of last 30 games (including playoffs)...Became most publicized rookie in NFL history after playing both ways as defensive tackle and goal line fullback in 1985...Has scored three rushing TDs...Last appearance in offensive backfield was vs. Det (10/2/90).

**1990 SEASON:** Started all 16 games at left tackle for first time since 1986, and finished with 70 tackles—most since 84 in '86...Rotated by series with Hampton and McMichael...Game ball for eight tackles, five solo, one forced fumble, and nine-yard sack at GB (9/16), and at Phx (10/28) for six solo tackles and one sack...Had one rush vs. GB (10/7) in goal line situation and lost one yard when hit by LB Brian Noble...First rush in nearly three years (at Den, 11/16/87)...Used as decoy in offensive backfield at Phx and vs. Lions. Harbaugh scored after faking handoff to Perry on both occasions...Eight tackles (six solo) at Min (12/2) and seven tackles (four solo) the following week vs. Det...Sack, forced fumble, and six tackles in Lions rematch (12/16)...Career-high 13 tackles, including seven solo, in playoff loss to NYG (1/13/91). **Games played-started:** 16-16

**PREVIOUS SEASONS: 1989** — Stepped in as starting DT in Week 5 when Hampton was lost for season...Responded with career-high 11 tackles, five solo, pass defended, and sack vs. TB (10/8) in first start...Made at least five stops in seven of 13 games...Four tackles, two sacks for 21 yards, and fumble recovery at Pit (11/12)...Injured left knee at Min (12/3) and placed on IR for remainder of year...Underwent arthroscopic surgery (12/18). **1988** — Started first three games of season at left end before breaking right arm in fourth quarter vs. Min (9/18)...Placed on IR (9/22) for remainder of season...Nine tackles at Ind (9/11) and vs. Min...Entered eating disorder clinic just prior to training camp; returned (8/21). **1987** — Started 11 of 12 union games at right tackle...Sixth leading tackler on team with 55 stops, 25 solos...Also had three sacks and two passes defended...Season-high eight tackles vs. KC (11/1)...Reserve role in final regular season game and vs. Redskins in playoffs as Hampton moved inside and Al Harris played end...Fumbled on only carry of season at Den (11/16). **1986** — Turned in solid performance as full-time starter at right tackle...Seventh on team in tackles (84) and sacks (5)...Had 10-tackle performances vs. Eagles (9/14) and vs. Rams (11/3)...Registered two sacks at TB (11/9); one vs. Eagles, vs. Det (10/26), and at Dal (12/21)...Appeared as fullback in goal line situations, but had only one carry during season fumbling vs. GB (11/23)...Five tackles in playoff loss to Redskins. **1985** — Started second half of season at DT, replacing Mike Hartenstein (Hampton moved from end to tackle)...First rush came at SF (10/13) at end of game, two two-yard runs...Gained national exposure on Monday Night Football vs. GB (10/21) scoring on one-yard run while making lead block on two Payton TD runs...Rushed for TD vs. All (11/24)...Caught four-yard TD pass at GB (11/3)...Made first pro sack vs. Min (10/27) and finished year with five...Two sacks and five tackles in best outing vs. Det (11/10)...Raced 59 yards after recovering fumble at Det (12/22)...Five tackles in playoff win over Giants; sack and two stops vs. Rams...One-yard TD run vs. NE in Super Bowl XX.



## PERRY

**COLLEGIATE, PERSONAL:** Nicknamed "Refrigerator" by college teammate who took note of Perry's wide configuration while standing in elevator...Outland and Lombardi trophy finalist as senior...Led Clemson as senior with 100 tackles becoming first down lineman to lead team in tackles...All-time Tiger sack leader with 25 (10 as senior) and leader in fumble involvement (caused and recovered) with 15...Led nation in tackles-for-loss with 27 in '84...Most highly recruited player to sign with Clemson after earning Parade and Adidas pre-all-America...Three-sport letterman at Aiken High (SC)...Involved in several product endorsements since October '85...Brother, Michael Dean, is all-pro DL with Cleveland Browns...Avid fisherman and basketball player...Given name William Perry...Married (Sherry)...Daughters (Latavia, Norie Shanta)...Resides in Mundelein, IL.

### Perry's Pro Stats

	Int-Yds	Tkls-Solo	Fum Rec	Force Fum	Pass Def	Sack-Yds	G-GS
1990	0-0	70-40	0	2	0	4-25	16-16
1989	0-0	61-30	2	0	2	4-36	13-9
1988	0-0	19-5	0	0	0	0-0	3-3
1987	0-0	55-25	0	0	2	3-25	12-11
1986	0-0	84-51	0	2	2	5-42	16-16
1985	0-0	31-26	2	0	2	5-42	16-9
<b>Career</b>	<b>0-0</b>	<b>320-177</b>	<b>4</b>	<b>4</b>	<b>8</b>	<b>21-170</b>	<b>76-64</b>

Also: 1985: 5 rushes, 7 yards, 2 TDs; 1 rec, 4 yds, TD; 1986: 1 rush, -1 yards, fumble; 1987: 1 rush, 0 yards, fumble; 1990: 1 rush, -1 yard.

### Playoffs

1990	0-0	17-9	0	0	0	0-0	2-2
1988	Did not play — broken arm						
1987	0-0	0-0	0	0	0	0-0	1-0
1986	0-0	5-3	0	0	0	0-0	1-1
1985	0-0	8-7	0	0	0	1-7	3-3
<b>Career</b>	<b>0-0</b>	<b>30-19</b>	<b>0</b>	<b>0</b>	<b>0</b>	<b>1-7</b>	<b>7-6</b>

Also: 1985: 1 rush, 1 yard, 1 TD (Super Bowl).

### Perry's Single Game Highs

Tackles: 13 vs NYG\* (1/13/91); 11 at TB (10/8/89)

Sacks: 2 (3 times) Last: at Pit (11/12/89)

Solos: 8 vs. Rams (11/3/86)

\*Playoff game

## PERRY ON OFFENSE

Date	Opponent	Site	Accomplishment
Oct. 7, 1990	Green Bay	Soldier Field	1 rush for -1 yard
Nov. 16, 1987	Denver	Mile High Stadium	1 rush for 0 yards, fumble
Nov. 23, 1986	Green Bay	Soldier Field	1 rush for -1 yard, fumble
Jan. 26, 1986 (SBXX)	New England	New Orleans Superdome	1 rush for 1 yard, TD
Nov. 24, 1985	Atlanta	Soldier Field	Sacked for -1 yard
Nov. 17, 1985	Dallas	Texas Stadium	1 rush for 1 yard, TD
Nov. 3, 1985	Green Bay	Lambeau Field	1 reception for 4 yards, TD
Oct. 21, 1985	Green Bay	Soldier Field	1 rush for 1 yard, TD
Oct. 13, 1985	San Francisco	Candlestick Park	2 rushes each for 2 yards





# PRUITT

## MICKEY PRUITT

52

Linebacker

Colorado


4th Year

Ht: 6-1

Wt: 220

Born: 1/10/65 in Bamberg, South Carolina

Acquisition: Signed as undrafted free agent, 5/12/88



**PRO CAREER:** Linebacker who specializes in pass coverage...Primarily used as reserve linebacker and special teamer...Six career starts at outside linebacker including two in 1990.

**1990 SEASON:** Started final two games after Rivera, Roper, and Cox were injured previous week at Det...Alternated by downs with Jones vs TB (12/23), but finished with six tackles, three solo — both tying career-highs...Earned first career sack in season finale vs. KC (12/29)...Nickel linebacker who excels in pass coverage...Broke bone in left hand in practice (11/14), but did not miss action. **Games played-started:** 16-2

**PREVIOUS SEASONS: 1989** — Saw action in 14 games on special teams and defense...Finished with seven tackles on special teams and returned two kickoffs (11 and six yards)...Injured thigh at TB (10/8) and was inactive following two games...Made only start of season vs. Det (12/10) contributing two solo tackles. **1988** — Appeared in 14 regular season games, including three starts...Started at RLB for injured Morrissey vs. Bills (10/2)...Started following week at Det (10/9) recording four tackles...Career-high six tackles in start vs. SF (10/24) before leaving in fourth quarter with sprained ankle...Inactive following two weeks before playing reserve role in final six games...Interception at end of first-half in playoffs vs. Phil (12/31).

**COLLEGIATE, PERSONAL:** Three-time all-Big Eight selection at Colorado...AP Honorable mention all-America as senior...116 tackles in final season is school record for defensive back...Started eight games as freshman...Received degree in communications...All-state receiver, running back, and punt returner at Chicago's Robeson High School...Enjoys basketball...Given name Mickey Aaron Pruitt...Single...Resides in Chicago.

### Pruitt's Pro Stats

	Interceptions			Tkl-Solo	Force	Fum	Fum Rec	Pass Def	Sack-Yds	G-GS
	No	Yds	Lg TD							
1990	0	0	0	15-6	1	0	0	0	1-9	16-2
1989	0	0	0	6-3	0	0	0	0	0-0	14-1
1988	0	0	0	13-4	0	0	0	0	0-0	14-3
<b>Career</b>	<b>0</b>	<b>0</b>	<b>0</b>	<b>34-13</b>	<b>1</b>	<b>0</b>	<b>0</b>	<b>0</b>	<b>1-9</b>	<b>44-6</b>

Also: 2 kick returns for 17 yards in 1989.

### Playoffs


1990	0	0	0	0	1-1	0	0	0	0-0	2-0
1988	1	0	0	0	1-1	0	0	1	0-0	2-0
<b>Career</b>	<b>1</b>	<b>0</b>	<b>0</b>	<b>0</b>	<b>2-2</b>	<b>0</b>	<b>0</b>	<b>1</b>	<b>0-0</b>	<b>4-0</b>

### Pruitt's Single Game Highs

Tackles: 6 (3 times) Last: vs. KC (12/29/90) Solos: 3 vs. SF (10/24/88); vs. TB (12/23/90)



## RIVERA



### RON RIVERA

59

Linebacker

California

8th Year

Ht: 6-3

Wt: 235

Born: 1/7/62 in Fort Ord, California

Acquisition: Second round (44th player) of 1984 draft.

**PRO CAREER:** Leads current Bear linebackers with nine career interceptions...Final two regular season games of 1990 were the first he missed since his rookie season opener (1984)...Has started 54 of last 56 games in which he played.

**1990 SEASON:** Started first 14 games before injuring left knee on first play at Det (12/16). Inactive for the following two weeks...Returned to starting line-up after two week lay-off and contributed seven tackles in playoff victory vs. NO (1/6/91)...Eight tackles (five solo), pass defended, fumble recovery, and forced fumble in loss at Raid (9/30)...First interception came when catching pass he deflected on a blitz at TB (11/4)...Eight tackles and recovered fumble at Den (11/18)...Key interception vs. Det (12/2) late in game and deep in Bear territory. Offense took ball down field for tying field goal before winning in OT. **Games played-started:** 14-14

**PREVIOUS SEASONS:** **1989** — Completed season as fourth leading tackler with 96 stops...Three 10-tackle games: at TB (10/8), at Clev (10/23), and vs. Rams (10/29)...Nine-tackle performances vs. Hou (10/15), at Min (12/3), and vs. GB (12/17)...Game ball for eight tackles and interception in victory over Vikings in Week 2...Interception and fumble recovery at GB (11/5)...Did not start in Week 3 at Det.(9/24) as Bears opened with six DBs...Bothered most of season with pulled groin which prevented start in rematch vs Lions (12/10) limiting action to special teams...Nominee for Traveler's Man of the Year award. **1988** — Started all 18 games at LLB finishing tied for third on club with 88 tackles...Also contributed two interceptions and two sacks...Interceptions came in back-to-back weeks vs. Min (9/18) and at GB (9/25)...Tied career-high 13 tackles at NE (10/30)...Nine tackles and pass defended at Det (10/9); eight stops vs. SF (10/24). **1987** — Finished year as starting LLB...Replaced Otis Wilson at GB (11/8) after Wilson sustained knee injury...Started next four games grabbing an interception in first two (11/16 and 11/22)...Returned to reserve role upon Wilson's return at SF (12/14)...Started final game at Raid (12/27) and playoff game vs. Wash **1986** — Recorded 13 tackles vs. Det (10/16) in first pro start for injured Singletary...Led team with eight tackles in only other start of season two weeks later at TB (11/9)...Most tackles (35) among non-starters...Finished 11th with 25 solos. **1985** — Scored first pro TD on fumble recovery in season finale (12/22) at Det...Had five tackles vs. Atl (11/24) in extensive duty. **1984** — Played in final 15 games after sitting out season opener with bruised shoulder...Set back during rookie season after suffering sciatic nerve injury in first practice which sidelined him during pre-season.

**COLLEGIATE, PERSONAL:** Consensus first-team all-America, Lombardi Award finalist, and Pac Ten co-Defensive Player of the Year at Cal...Ended senior season with 138 tackles, 26 tackles-for-loss, and 13 sacks...Team's leading tackler as junior with 99, including eight for loss...Had 17 tackles as sophomore vs. Georgia and Oregon St., and as junior against Texas A&M...Three-year letterman in football, basketball and baseball at Seaside (CA) High...Father is career military man...Lived in



## ROPER

Germany, Panama, DC, and Maryland before moving to southern California...Sociology major...Received Frito-Lay "Unsung Hero" award in '87...Toured Chicago-area high schools during 1988 season on "Say No To Drugs" campaign...Spokesman for Chicago Fire Department and can be heard in Spanish doing public service announcements endorsing fire alarms...Enjoys golf, racquetball, and Mexican food...Operates travel agency in California...Looks toward career in coaching...Given name Ronald Eugene Rivera...Wife (Stephanie) was guard for Cal's women's basketball team...Son (Christopher)...Resides in Berkeley, CA.

### Rivera's Pro Stats

	Interceptions				Tkl-Solo	Force	Fum	Fum Rec	Pass Def	Sack-Yds	G-GS
	No	Yds	Lg	TD							
1990	2	13	13	0	64-24	2	1	4	0-0	14-14	
1989	2	1	1	0	96-38	1	1	4	2-19	16-14	
1988	2	0	0	0	88-45	1	1	3	2-17	16-16	
1987	2	19	15	0	38-18	0	0	2	1-1	12-5	
1986	0	0	0	0	35-25	0	0	1	5-4	16-2	
1985	1	4	0	0	14-12	1	1	0	5-4	16-0	
1984	0	0	0	0	6-5	0	0	0	0-0	15-0	
<b>Career</b>	<b>9</b>	<b>37</b>	<b>15</b>	<b>0</b>	<b>341-167</b>	<b>5</b>	<b>4</b>	<b>14</b>	<b>6-45</b>	<b>105-51</b>	
<b>Playoffs</b>											
1990	0	0	0	0	11-2	0	0	0	0-0	2-2	
1988	0	0	0	0	5-2	0	0	0	1-1	2-2	
1987	0	0	0	0	5-1	0	0	0	0-0	1-1	
1986	0	0	0	0	0-0	0	0	0	0-0	1-0	
1985	0	0	0	0	6-6	0	0	0	0-0	3-0	
1984	0	0	0	0	1-1	0	0	0	0-0	2-0	
<b>Career</b>	<b>0</b>	<b>0</b>	<b>0</b>	<b>0</b>	<b>28-12</b>	<b>0</b>	<b>0</b>	<b>0</b>	<b>1-1</b>	<b>11-5</b>	

### Rivera's Single Game Highs

Tackles: 13 vs. Det (10/26/86); at NE (10/30/88)      Solos: 9 vs. Det (10/26/86)

## JOHN ROPER

# 55

Linebacker

Texas A&M

3rd Year

Ht: 6-1

Wt: 228

Born: 10/4/65 in Yates, Texas

Acquisition: Second round (36th player) of 1989 draft. Choice from Miami for Bears' first round.



**PRO CAREER:** Expected to challenge for starting linebacker job in 1991...Has platooned at linebacker and contributed on all special teams.

**1990 SEASON:** Earned two game balls for special teams play at GB (9/16) and vs. Rams (10/28)...Pulled hamstring on special teams at Det (12/16) and missed final two games of season...Four tackles at Min (11/25)...Six stops (four solo) and nine-yard sack at Wash (12/9) where he saw significant action as reserve linebacker...Batted down John Fourcade pass attempt in playoff win vs. NO (1/6/91). **Games played-started:** 14-0





## ROPER

**PREVIOUS SEASONS: 1989** — Forced into starting duty when Morrissey was injured in Week 6...Finished with 68 tackles and 4.5 sacks (fourth best on team)...Earned all-rookie honors from UPI, College and Pro Football Newsweekly, Pro Football Weekly, and Football Digest...Outstanding game at GB (11/5) registering 14 tackles, 11 solo, two sacks for eight yards, and two caused fumbles...Nine stops and a pass defended following week at Pit (11/12)...Recorded six tackles, five solo, pass defended, and sack in rematch vs. Packers (12/17)...First career sack and interception came at Det (9/24) while playing as sub...43-yard interception return in same game was longest by a Bear in '89...Intercepted Randall Cunningham late in game following week on Monday night vs. Phil (10/2).

**COLLEGIATE, PERSONAL:** First-team all-SWC as senior...Dick Butkus and Vince Lombardi Awards nominee...Led Aggies with 15 sacks and 28 tackles-for-loss...Named SWC Defensive Player of the Week after compiling seven tackles, two sacks, and a caused fumble in win over Houston...Best outing in college came against TCU; 13 tackles, three sacks, and three forced fumbles...First-team all-American by AP, College and Football Newsweekly, and Football Writers Association of America after junior campaign...Earned SWC Defensive Player of the Year after registering a team-high 104 tackles (70 solos), 15 sacks, and 26 tackles-for-loss (139 yards)...Cut nose vs. LSU required 12 stitches, but remained in game...22 tackles (14 solo) and four sacks in reserve role as sophomore...Team-high three forced fumbles...Redshirt in 1984...Named top DL in Houston by the Houston Touchdown Club while attending Yates High School...Selected to numerous post-season listings...Tremendous lower body strength...Tabbed "Ravage" for intense style of play...Agriculture major...Enjoys fishing...Given name John Alfred Roper...Single...Resides in Houston, TX.

### Roper's Pro Stats

	Interceptions				Tkl-Solo	Force	Fum	Fum Rec	Pass Def	Sack-Yds	G-GS
	No	Yds	Lg	TD							
1990	0	0	0	0	21-11	0	0	0	1	1-9	14-0
1989	2	46	43	0	68-41	2	0	0	6	4.5-16	16-10
<b>Career</b>	<b>2</b>	<b>46</b>	<b>43</b>	<b>0</b>	<b>89-52</b>	<b>2</b>	<b>0</b>	<b>0</b>	<b>7</b>	<b>5.5-25</b>	<b>30-10</b>
<b>Playoffs</b>											
1990	0	0	0	0	7-2	0	0	0	1	0-0	2-0
<b>Career</b>	<b>0</b>	<b>0</b>	<b>0</b>	<b>0</b>	<b>7-2</b>	<b>0</b>	<b>0</b>	<b>0</b>	<b>1</b>	<b>0-0</b>	<b>2-0</b>

### Roper's Single Game Highs

Tackles: 14 at GB (11/5/89)  
Solos: 11 at GB (11/5/89)

Sacks: 2 at GB (11/5/89)

## DOMED

The Bears—along with the Browns, Saints, Giants, Jets, and 49ers—are the only six teams to have at least one victory in each of the NFL's six domed stadiums.

Stadium	Team	Year opened	Bears' W-L	Last game
Silverdome	Detroit Lions	1975	8-7	1990 L, 38-21
Astrodome	Houston Oilers	1968	1-1	1986 W, 20-7
Hoosierdome	Indianapolis Colts	1984	1-0	1988 W, 17-13
Metrodome	Minnesota Vikings	1982	4-5	1990 L, 41-13
Superdome	New Orleans Saints	1975	1-2	*1983 L, 34-31
Kingdome	Seattle Seahawks	1976	1-2	1984 L, 38-9

\*Bears last appeared in the Superdome on Jan. 26, 1986 for Super Bowl XX (46-10 win)



## ROUSE

# JAMES ROUSE

# 30

Running Back

Arkansas


2nd Year

Ht: 6-1

Wt: 220

Born: 12/18/66 in Little Rock, Arkansas

Acquired: Eighth round (200th player) of 1990 draft.



**PRO CAREER:** Back-up running back and valuable special teamer.

**1990 SEASON:** Converted from halfback to fullback during last week of training camp...Provided valuable special teams play finishing second on club with 17 stops...Game ball for special teams effort at TB (11/4)...Rushed five times for 14 yards at GB (9/16)...Had 10-yard rush vs. Rams (10/14). **Games played-started:** 16-0

**COLLEGIATE, PERSONAL:** Productive player despite having two seasons interrupted by injury...Gained 2,887 yards in career and 38 TDs...Rushed for 134 yards and one TD on 22 attempts in Cotton Bowl vs. Tennessee as senior...Played in 10 games collecting 869 yards on 163 carries, fourth best in SWC in 1989...Hauled in eight passes for 90 yards...Rushed for 359 yards on 88 carries and four TDs before ending junior campaign with injury against Texas...Realized most productive year as sophomore rushing for 1,004 yards on 182 carries...His 17 touchdowns were second highest season total by a Razorback...Rushed for 219 yards against New Mexico...Named SWC Offensive Newcomer of the Year after rushing for 550 yards and nine touchdowns as freshman...One of the most highly recruited backs in Arkansas history amassing 4,383 yards and 48 touchdowns as a prep at Parkview (Little Rock) High School...Lettered four times in track and once in basketball...Saved two lives working as a lifeguard summer before enrolling at Arkansas...Business administration major...Enjoys bowling...Given name James David Rouse...Single...Resides in Lake Bluff.

### Rouse's Pro Stats

	Rushing					Kickoff Return					G-GS
	No	Yds	Avg	Long	TD	No	Yds	Avg	Lg	TD	
1990	16	56	3.5	10	0	3	17	5.7	10	0	16-0
<b>Career</b>	<b>16</b>	<b>56</b>	<b>3.5</b>	<b>10</b>	<b>0</b>	<b>3</b>	<b>17</b>	<b>5.7</b>	<b>10</b>	<b>0</b>	<b>16-0</b>
<b>Playoffs</b>											
1990	0	0	0.0	0	0	1	9	9.0	9	0	2-0
<b>Career</b>	<b>0</b>	<b>0</b>	<b>0.0</b>	<b>0</b>	<b>0</b>	<b>1</b>	<b>9</b>	<b>9.0</b>	<b>9</b>	<b>0</b>	<b>2-0</b>

### Rouse's Single Game Highs

Rushes: 5 at GB (9/16/90)

Yards Rushing: 22 vs. Rams (10/14/90)


Long Rush: 10 vs. Rams (10/14/90)

\*Playoff game

KOR Returns: 1 (4 times) Last: at NYG\* (1/13/91)

KOR Yards: 10 vs. Min (9/23/90)

Long KOR: 10 vs. Min (9/23/90)

**TIM RYAN****96**

Defensive Tackle

USC

2nd Year

Ht: 6-4

Wt: 268

Born: 9/8/67 in Memphis, Tennessee

Acquired: Third round (61st pick) of 1990 draft.

**PRO CAREER:** Back-up as rookie who is expected to compete for more playing time in 1991.**1990 SEASON:** Used as reserve to spell Armstrong and Dent...Two tackles in season opener vs. Sea (9/9)...Caught two kickoffs vs. Det (12/2) returning one for -1 yard...Saw significant action at Wash (two tackles, one solo) and at Det (five tackles, two solo) as Hampton rested his knees...Injured leg in Lions game (12/16) and did not play following week vs. TB. **Games played-started:** 15-0**COLLEGIATE, PERSONAL:** Played defensive tackle for Trojans finishing with 34 sacks, 55 tackles-for-loss, and earning all-America honors final two seasons...Registered 103 tackles (50 solos) as senior on team that led the nation in defense against the run...Set Trojan record for with 20 sacks...PAC Ten Conference Defensive Player of the Week honors after recording 17 tackles and two sacks in 24-3 romp over Arizona...Stopped seven Wolverine ball carriers in 17-10 Rose Bowl win over Michigan...Started eleven games and recorded 75 tackles (39 solos) and six sacks to earn all-PAC Ten honors as junior...Recorded 17 tackles in 24-20 win over Stanford...AP honorable mention all-American in 1986...Compiled 109 tackles (50 solos)...Career-high 18 tackles vs. Notre Dame...Football News Freshman all-American...First freshman to start season opener for USC since Riki Ellison (1978)...Had 16-tackle efforts vs. Arizona St. and vs. Auburn in Citrus Bowl...Earned numerous all-American honors while prepping at Oak Grove High School in San Jose, CA...Began boxing career when he was six years old, eventually becoming Junior Olympic boxing champ for five consecutive years...All-Central Coast Section selection as center on high school basketball squad...Public administration major...Given name Timothy Edward Ryan...Single...Resides in Los Angeles.**Ryan's Pro Stats**

	Int-Yds	Tkls-Solo	Fum Rec	Force Fum	Pass Def	Sack-Yds	G-GS
1990	0-0	15-5	0	0	0	0-0	15-0
<b>Career</b>	<b>0-0</b>	<b>15-5</b>	<b>0</b>	<b>0</b>	<b>0</b>	<b>0-0</b>	<b>15-0</b>
<b>Playoffs</b>							
1990	0-0	2-2	0	0	1	0-0	2-0
<b>Career</b>	<b>0-0</b>	<b>2-2</b>	<b>0</b>	<b>0</b>	<b>1</b>	<b>0-0</b>	<b>2-0</b>

**Ryan's Single Game Highs**

Tackles: 5 at Det (12/16/90)

Solos: 2 at Det (12/16/90); at NYG\* (1/13/91)

\*Playoff game





## SINGLETARY

### MIKE SINGLETARY

50

Linebacker

Baylor

11th Year

Ht: 6-0

Wt: 228

Born: 10/9/58 in Houston, Texas

Acquisition: Second round (38th player) of 1981 draft.



**PRO CAREER:** Winner of 1990 NFL Man of the Year for playing excellence and off-the-field contributions...Defensive captain since 1983...Finished as team's first or second leading tackler each of last nine seasons...His 140 starts, 1,229 tackles, 767 solo stops, 47 passes defended, and 13 fumble recoveries are most on team...Missed just two games in career...Named to NFL Team of the '80s by Pro Football Hall of Fame Board of Selectors...Pro Bowl after 1983, '84, '85, '86, '87, '88, '89, and '90 seasons.

**1990 SEASON:** All-NFC first-team by UPI and Pro Football Weekly...Led team in tackles (151) for fifth time in his career and third straight year...Set career-high with 20 tackles, 10 solo, in being named NFC Defensive Player of the Week for game at Den (11/18)...Had 17 tackles (eight solo) at Raid (9/30)...Game ball effort with eight tackles vs. Rams (10/14)...Registered 11 stops at Min (11/25) and two weeks later at Wash...Nine tackles (four solo), two passes defended, and six-yard sack at Phx (10/28). **Games played-started:** 16-16

**PREVIOUS SEASONS:** 1989 — Named to seventh straight Pro Bowl; all-NFL by The Sporting News, and AP; all-NFC by UPI and Pro Football Weekly...Turned in seven 10-plus-tackle games; totalled 151 on the year...Game ball for season-high 14-tackles, eight solo, pass defended, and fumble caused on Monday night vs. Eagles in Week 4...Along with McMichael, was only defensive player to start all 16 games...Missed second-half of season finale at SF (12/24) with bruised ribs...Grabbed only interception vs. TB (11/19)...13 tackles, seven solo at TB (10/8); 12 stops vs. Hou (10/15) and vs. TB. 1988 — Capped off brilliant season by earning sixth consecutive trip to Pro Bowl as one of just two unanimous selections (Reggie White)...Named NFL Defensive Player of the Year by AP and Pro Football Weekly; NFC Defensive Player of Year by UPI and Football News...First-team all-NFL by AP, PFWA, TSN and PFW; first-team all-NFC by UPI and Football News...Led club with a career-high 170 tackles, including 89 solo, also a team best...Established new single game career-high with 16 tackles vs. Cowboys (10/16) and at TB (11/20)...Intercepted pass and recovered fumble at TB...Other top games: 15 tackles vs. TB (11/6) and 14 at NE (10/30)...Had 10+ tackles in eight games. 1987 — Named to virtually every all-pro team...Second on team in tackles (108), solo (55), and forced fumbles (three)...Had 14 tackles at TB (10/25)...Had three other double-digit-tackle performances and twice had nine stops...Both sacks came in season-opening 34-19 win over Giants (9/14)...Injured finger at Min (12/6) required 12 stitches during game; returned to lead goal-line stand in division-clinching 30-24 win. 1986 — Unanimous all-pro selection...Had 79 tackles in first seven games before pulling groin at Min (10/19) causing him to break streak of 73 starts...Had 14 tackles vs. Eagles (9/14) and 13 stops vs. Min (10/5). 1985 — NFL Defensive Player of the Year by AP; NFC Defensive Player of the Year by UPI...Consensus all-NFL choice after 113 tackles...NFC Defensive Player of Week vs. Patriots (9/15) after seven tackles, three sacks and interception...Had 13 tackles and sack in playoffs; two fumble recoveries in Super Bowl XX. 1984 — Leading tackler with 116...Consensus all-NFL...Second with three forced fumbles. 1983 — Team's leading tackler with 148 while being named a consensus all-NFL choice...Led team with four fumble recoveries. 1982



## SINGLETARY

— Tied for second on club with 71 tackles. **1981** — Started last nine games earning all-rookie honors by PFWA, UPI, PFW and Football Digest...Earned first game ball following 10-tackles and forced fumble effort vs. KC (11/8)...Bears received choice to draft him by swapping second round picks with 49ers (to skip past Vikings) and giving SF additional fifth round selection.

**COLLEGIATE, PERSONAL:** One of greatest players in conference history...Earned consensus all-American honors final two seasons while being tabbed SWC Player of Year both years..Only junior selected to all-SWC Team of the '70s...Averaged 15 tackles per game over career at Baylor...Established school record with 232 tackles in '78...Posted 20+ tackles in four games; 30+ tackles three times including career-high 33 stops vs. Arkansas...Never had fewer than 10 tackles in game...Finalist in '80 Lombardi Trophy voting...Served as team captain final two seasons...Final college stats: 662 tackles, 351 solos, 18 passes defended, six fumble recoveries...Attended Houston's Worthing High...Active in community services speaking to various youth groups in Chicago and Houston: FCA, Hemophilia Foundation of Illinois, Drug and Substance Abuse...Favorite book: *The Amazing Results of Positive Thinking* by Norman Vincent Peale...Co-authored book, *Calling the Shots*, after 1985 season...BA degree in management...Aspires to own health spa/resort...Nickname: Samurai...Uncle of Tampa Bay LB Broderick Thomas...Given name Michael Singletary...Married (Kim)...Daughters (Kristen, Jill) and son (Mathew)...Resides in Barrington, IL.

### Singletary's Pro Stats

	Interceptions				Tkls-Solo	Force	Fum	Fum Rec	Pass Def	Sack-Yds	G-GS
	No	Yds	Lg	TD							
1990	0	0	0	0	151-67		0	2	4	1-6	16-16
1989	0	0	0	0	151-79		2	0	5	1-2	16-16
1988	1	13	13	0	170-89		0	1	3	1-3	16-16
1987	0	0	0	0	108-55		3	1	4	2-14	12-12
1986	1	3	3	0	129-68		1	0	9	2-15	14-14
1985	1	23	23	0	113-89		0	3	5	3-24	16-16
1984	1	4	4	0	116-81		3	1	4	3.5-24	16-16
1983	1	0	0	0	148-118		1	4	7	3.5-23.5	16-16
1982	0	0	0	0	71-61		1	1	2	1-9	9-9
1981	1	-3	-3	0	72-60		1	0	4	0-0	16-9
<b>Career</b>	<b>6</b>	<b>40</b>	<b>23</b>	<b>0</b>	<b>1,229-767</b>		<b>12</b>	<b>13</b>	<b>47</b>	<b>18-120.5</b>	<b>147-140</b>

#### Playoffs

1990	0	0	0	0	15-5		0	0	0	0-0	2-2
1988	0	0	0	0	13-4		0	0	1	0-0	2-2
1987	0	0	0	0	7-0		0	0	0	0-0	1-1
1986	0	0	0	0	12-7		0	0	0	0-0	1-1
1985	0	0	0	0	15-10		3	0	2	1-11	3-3
1984	0	0	0	0	9-6		0	0	2	0-0	2-2
<b>Career</b>	<b>0</b>	<b>0</b>	<b>0</b>	<b>0</b>	<b>71-32</b>		<b>3</b>	<b>0</b>	<b>5</b>	<b>1-11</b>	<b>11-11</b>

### Singletary's Single Game Highs

Tackles: 20 at Den\* (11/18/90)

Sacks: 3 vs. NE (9/15/85)

Solos: 14 at GB (11/3/85)

\*Overtime game

## BETWEEN 51 AND 50

Between Hall of Famer Dick Butkus (51) and eight-time Pro Bowler Mike Singletary (50), three players manned the middle linebacker position. When Butkus retired in 1973 after nine seasons, Don Rives (1973-75), Larry Ely (1975), and Tom Hicks (1976-80) filled the vacancy until Mike Singletary claimed the job in 1981.



# SMITH

## QUINTIN SMITH

# 85

Wide Receiver

Kansas


2nd Year

Ht: 5-10

Wt: 172

Born: 8/17/68, Houston, TX

Acquisition: Signed as undrafted free agent 4/25/90



**PRO CAREER:** Played in first four games before joining practice team for remainder of 1990.

**1990 SEASON:** Released in final cutdown (9/3), but reclaimed the following day when Kozlowski and Jones were placed on IR...Caught 12-yard pass in season opener vs. Sea (9/9), and eight-yarder vs. Min (9/23)...Waived when Kozlowski came off IR (10/6)...Signed to practice squad two days later and remained through playoffs...Injured lower right leg in April minicamp and required surgery by Dr. Chris Pavlatos (4/27). **Games played-started:** 4-0

**COLLEGIATE, PERSONAL:** Ranks fourth on Jayhawks all-time list with 97 career receptions fifth with 1,547 yards...First-team all-Big Eight as senior by UPI and AP...Led club with 898 yards and 17.96 yards-per-catch, and was second with 50 receptions while starting all 11 games...Set school record with 221 yards and tied another mark with 11 catches in four TD game vs. Louisville...Nine catches for 169 yards vs. Nebraska...Second on club with 30 catches as junior...Seven receptions for 98 yards against Colorado...Catch in 10 of 11 games...Played in 10 games as sophomore, starting five and finishing third with 223 yards...Scheduled to start as freshman in 1986, but was ruled Pro 48 case when discovered he took ACT on a non-national test day...Won Texas Class 5A championship in final year at Jack Yates High and finished ranked #2 nationally...28 of the 37 seniors received a football scholarship...Caught 59 passes for 958 yards and 12 TDs as senior...Handled place kicking connecting on 72 PATs and 12 field goals...Three-year letterman on golf team...Benches over 300 pounds...Cousin of former KC Chiefs running back Woody Green (1974-76)...Political science major...Given name Quintin Anton Smith...Single...Resides in Arlington Heights.

### Smith's Pro Stats

	Rec	Yds	Avg	Lg	TD	G-GS
1990	2	20	10.0	12	0	4-0
Career	2	20	10.0	12	0	4-0

### Smith's Single Game Highs


Receptions: 1 vs. Sea (9/9/90); vs. Min (9/23/90)      Yards: 12 vs. Sea (9/9/90)

## NFL MAN OF THE YEAR NOMINEES

Last season Mike Singletary became the second Chicago Bear in four years to win the NFL Man of the Year. The honor, sponsored by Travelers, is awarded for playing excellence as well as off-the-field contributions. Here's a list of the Bear nominees since 1983 with the league winner in parenthesis:

1990	Mike Singletary (winner)	1985	Jim Covert (Dwight Stephenson, Mia.)
1989	Ron Rivera (Warren Moon, Hou.)	1984	Covert, Frazier, Singletary (Marty Lyons, Jets)
1988	Neal Anderson (Steve Largent, Sea.)	1983	Jim Osborne (Rolf Bernirschke, SD)
1987	Dave Duerson (winner)	1982	Roland Harper (Joe Theismann, Wash.)
1986	Matt Suhey (Reggie Williams, Cin.)	1981	Walter Payton (Lynn Swann, Pit.)



**BRENT SNYDER****12**

Quarterback

Utah State

1st Year

Ht: 6-4

Wt: 215

Born: 6/4/66 in Manhattan, Kansas


Acquisition: Signed as free agent, 12/26/90

**PRO CAREER:** Third pro season after two years on practice team and developmental squad.

**1990 SEASON:** Left Bears to sign with New York Jets as unrestricted free agent (3/26)...Released by Jets in final cutdown...Joined Houston Oilers' practice squad for Weeks 5 and 6 before being released again...Signed to Bears practice squad 12/26 after Harbaugh went on IR. **Games played-started:** 0-0

**PREVIOUS SEASONS: 1989** — Drafted by Bears in seventh round (189th overall) of 1989 draft...Waived in final cutdown (9/4), but immediately re-signed to practice squad (9/5).

**COLLEGIATE, PERSONAL:** Selected first-team all-Big West as senior...Two year team captain...Runner-up on Aggies' all-time touchdown passing list with 39 in just two full seasons...Set school's single season passing mark of 3,218 yards, breaking his own record from the previous year (2,887)...Big West Conference Offensive Player of the Week for 349 yards and two touchdowns in 26 of 43 passing against UNLV...Earned all-PCAA honors as junior after transferring from Diablo Junior College in California...Established team's single season records for pass attempts (427), completions (226), and passing yardage...Threw for over 2,000 yards and 24 TDs as sophomore at Diablo JC...Had state record 40 completions against Laney College...Enrolled at Northern Illinois, and was redshirted during freshman year (1984); transferred after second season because of coaching change...Degrees in finance and marketing; minor in economics...All-Area choice at Joliet West...Given name Brent Shawn Snyder...Single...Resides in Buffalo Grove.

**LEMUEL STINSON****32**

Cornerback

Texas Tech

4th Year

Ht: 5-9

Wt: 160

Born: 5/10/66 in Houston, Texas

Acquisition: Sixth round (161st player) of 1988 draft.

**PRO CAREER:** Coming off second knee surgery...Has played right and left corner position...All 10 interceptions came in 21 game span in which he started just 13...Tied with Carrier for active interception lead.



## STINSON

**1990 SEASON:** Earned starting job in training camp...Opened season with interception in first three games...Grabbed fourth interception in Week 5 vs. GB (10/7) and returned it 30 yards...Two interceptions and two passes defended vs Atl (11/11)...Tore left knee ligaments on second series at Denver while breaking up pass. Placed on IR (11/24) out for remainder of season...Led NFC with six interceptions and paced club with 15 passes defended before injury. Finished second on team in both categories...Surgery on knee on 12/3. **Games played-started:** 10-10

**PREVIOUS SEASONS: 1989** — Led club in interceptions (four) despite appearing in 12 games and starting just four...Second with 15 pass deflections...First interception came in Week 2 vs. Min (9/17) and was returned 29 yards for TD; seven tackles, four solo, contributed to game ball award...First start of '89 at Det (9/24) as Bears used six DBs vs. Lions run-and-shoot...Started vs. Eagles (10/2) in Week 4 when Woolford was injured; responded with four tackles, three passes defended, and interception...Career-high in both tackles (10) and solos (seven) at TB (10/8)...Game ball in next start at Pit (11/12) with six tackles, two passes defended, two interceptions, and blocked punt...Cracked rib on second int. and inactive vs. TB (11/19)...Injured left knee at Min (12/3) required arthroscopy (12/4) forcing him on IR for remainder of year. **1988** — Club's third cornerback and special teams player...Made only start at LA Rams (12/5) for Richardson turning in season-high five tackles...Played extensively in second half at Det (10/9) after injury to Jackson, making two tackles and two passes defended...Returned kickoff for 18 yards vs. SF in NFC Title game...Involved in eight special teams tackles.

**COLLEGIATE, PERSONAL:** Wide receiver first three seasons at Texas Tech before switching to cornerback as senior...57 tackles, nine passes defended, and four interceptions...Competed on track team finishing fourth in SWC in 110m high hurdles...Missed spring drills prior to junior season to concentrate on track and played without scholarship catching just one six-yard pass...Seven catches for 108 yards as sophomore...Started two games as freshman catching four passes for 58 yards...Two time all-American receiver at Worthing (TX) High (same as Singletary)...Caught 30 passes for 1,000 yards, eight TDs as senior...Won Texas state meet with 13.6 in high hurdles...Hobbies include listening to loud music, fishing, and speaking to kids...Physical education major with 3.2 GPA...Works with Ferrara Pan Candy Company encouraging kids to stay off drugs, out of gangs, and in school...Given name Lemuel Dale Stinson...Wife (Kristine) and son (Lemuel Tiger)...Resides in Glenview, IL.

### Stinson's Pro Stats

	Interceptions				Tkl-Solo	Force	Fum	Fum Rec	Pass Def	Sack-Yds	G-GS
	No Yds	Lg	TD								
1990	6	66	30	0	25-14	0	0	15	0-0	10-10	
1989	4	59	29	1	42-26	0	0	15	0-0	12-4	
1988	0	0	0	0	10-3	0	0	3	0-0	16-1	
<b>Career</b>	<b>10</b>	<b>125</b>	<b>30</b>	<b>1</b>	<b>77-43</b>	<b>0</b>	<b>0</b>	<b>33</b>	<b>0-0</b>	<b>38-15</b>	

**Playoffs:** 1 kick return for 18 yards in 1988.

### Stinson's Single Game Highs

Tackles: 10 at TB (10/8/89)  
Solos: 7 at TB (10/8/89)

Interceptions: 2 at Pit (11/12/89); at Atl (11/11/90)  
Passes Defended: 4 vs. Sea (9/9/90)  
Long Int. Return: 30 vs. GB (10/7/90)



## DAVID TATE

49

Safety

Colorado

4th Year

Ht: 6-2

Wt: 198

Born: 11/22/64 in Denver, Colorado

Acquisition: Eighth round (208th player) of 1988 draft.  
Choice from NE for Doug Flutie.**PRO CAREER:** Has started nine games in three years at free safety, strong safety, and cornerback.**1990 SEASON:** Led special teams with 12 solo tackles, third with 16 total stops...Two passes defended in Packer rematch (10/7)...Took over at corner when Stinson went out at Den (11/8)...Sprained ankle at Min (11/25) and only played on special teams following week vs. Det...Season-high 10 tackles, seven solo, while playing corner for injured Jackson at Wash (12/9)...Started at corner following week at Det and registered six stops...Seven tackles vs. TB (12/23) when returned to sub role...Twisted right knee in second quarter of season finale vs. KC (12/29). Placed on IR two days later and missed playoffs...Surgery by Dr. John Brna (1/21). **Games played-started:** 16-1**PREVIOUS SEASONS: 1989**—Made four starts recording at least nine tackles in each game...Opened for injured Duerson in Week 4 vs. Phil (10/2) producing 11 tackles and only interception of year...Next start came 10 games later vs. Det (12/10)—nine tackles...Following week vs. GB (12/17) managed 11 tackles, including five solo...Set team and career season-high with 18 tackles and 12 solos vs. 49ers in season finale (12/24)...Returned kickoff 12 yards at TB (10/8)...Contributed eight special team tackles...Injured hamstring in season opener caused him to be inactive second week. **1988**—Second on club with four interceptions in promising rookie campaign...Started four games at FS for an injured Gayle (10/16-11/6)...Appeared in all other regular season games and both playoffs as nickel back...Earned game ball in first pro start vs. Cowboys (10/16) after two interceptions and five tackles...First pro interception came vs. Bills (10/2) setting up TD in 24-3 win...Moved to nickel back at Wash (11/13), but still managed interception, three tackles, and pass defended...Eight tackles at NE (10/30) and seven vs. TB (11/6).**COLLEGIATE, PERSONAL:** Starting cornerback final two seasons at Colorado...Had 84 tackles, six passes defended, three forced fumbles, and two interceptions as senior...Two thefts and six passes defended as junior...Reserve as sophomore; split time between wide receiver and safety as freshman...Football standout at WR and DB at Denver's Mullen High...Averaged 18 points in basketball...Given name David Fitzgerald Tate...Single...Resides in Denver.

## Tate's Pro Stats

	Interceptions				Tkls-Solo	Force	Fum	Fum Rec	Pass Def	Sack-Yds	G-GS
	No	Yds	Lg	TD							
1990	0	0	0	0	54-30	0	0	0	4	0-0	16-1
1989	1	0	0	0	60-28	0	0	0	2	0-0	14-4
1988	4	35	17	0	45-20	0	0	0	4	0-0	16-4
<b>Career</b>	<b>5</b>	<b>35</b>	<b>17</b>	<b>0</b>	<b>159-78</b>	<b>0</b>	<b>0</b>	<b>0</b>	<b>10</b>	<b>0-0</b>	<b>46-9</b>

Also 1 kick return for 12 yards in 1989.

## Playoffs

1988	0	0	0	0	1-0	0	0	0	0	0-0	2-0
<b>Career</b>	<b>0</b>	<b>0</b>	<b>0</b>	<b>0</b>	<b>1-0</b>	<b>0</b>	<b>0</b>	<b>0</b>	<b>0</b>	<b>0-0</b>	<b>2-0</b>





## THAYER

### Tate's Single Game Highs

Tackles: 18 at SF (12/24/89)  
 Solos: 12 at SF (12/24/89)  
 Deflections: 2 at Det (10/9/88)

Interceptions: 2 vs. Dal (10/16/88)  
 Long Interception: 17 vs. Buf (10/2/88)

## TOM THAYER

## 57

Guard

Notre Dame

7th Year

Ht: 6-4

Wt: 270

Born: 8/16/61 in Joliet, Illinois

Acquisition: Signed as free agent, 6/5/85. Originally selected in fourth round (91st player) of 1983.



**PRO CAREER:** Played in all 92 games since making team in 1985—longest streak of any offensive player...Starting right guard since mid-'85...Year-round weightlifter who ranks among strongest players on team...Has not been called for holding in two years.

**1990 SEASON:** Played in every offensive play in 1990, and was not penalized for holding...Game ball for 215 yard rushing effort vs. Min (9/23)...Starting right guard for offensive line unit which was named NFC Offensive Player of the Week at Phx (10/28). **Games played-started:** 16-16

**PREVIOUS SEASONS:** 1989 — Did not miss a play to injury...Was not called for holding penalty during entire season. 1988 — Started all 16 games and both playoff tilts at right guard. 1987 — Strong play at right guard earned Pro Bowl alternate selection...Started first 11 union games and playoffs...Reserve in regular season finale at LA Raiders (12/27). 1986 — Started all 16 games at right guard...Received game ball as part of offensive line which paved way for season-high 245 rushing yards vs. TB (12/7). 1985 — Assumed starting RG position in fourth game of season...Selected to PFWA's all-rookie team...Played in 46 games in 1985-86 (23 with USFL's Blitz; 23 with Bears). 1983 — Started final nine games for George Allen's team, helping squad average 181 rushing yards compared to 132-yard average in the 10 games prior...Bears' fourth round draftee, signed with Blitz and played two seasons in USFL.

**COLLEGIATE, PERSONAL:** All-America standout and four-time letterman at Notre Dame...Played guard, center, and tackle; one game at DT as freshman...Forty consecutive starts beginning midway through freshman season...Honored as ND's top offensive lineman during spring drills as sophomore, junior, and senior...Degree in public relations...Four-time letterman at Joliet (IL) Catholic High as both offensive and defensive lineman...Led school to 33 straight wins and four consecutive Illinois Class 4A state titles...Lettered in wrestling and track as prep...Brother-in-law of Atlanta Falcons' guard John Scully, also a teammate at ND...Co-owner of T 'n T sports restaurant in Joliet with Packers' Mike Tomczak...Given name Thomas Allen Thayer...Single...Resides in Northbrook, IL.

### Thayer's Pro Stats

**Games-Starts:** 92-88 — 1985 (16-13); 1986 (16-16); 1987 (12-11); 1988 (16-16); 1989 (16-16); 1990 (16-16)

**Playoffs:** 9-9 — 1985 (3-3); 1986 (1-1); 1987 (1-1); 1988 (2-2); 1990 (2-2)



# THORNTON



## JAMES THORNTON

**80****Tight End****Cal St-Fullerton****4th Year****Ht: 6-2****Wt: 242****Born: 2/8/65 in Santa Rosa, California****Acquisition: Fourth round (105th player) of 1988 draft.**

**PRO CAREER:** Starting tight end since fourth week of rookie season (1988)...Played two of three series in 1990 after being play messenger during first two seasons.

**1990 SEASON:** Started all 16 games for second straight season. Has opened last 44 games...Season-high three catches at Raid (9/30), vs. GB (10/7), and vs. Det (12/2)...First TD came in Week 14 vs. TB on 18-yard pass from Tomczak...Sprained ankle in pre-game vs. Saints (1/6/91), but played and scored game's only TD (18-yard pass from Tomczak). Game's leading receiver with 43 yards. **Games played-started:** 16-16

**PREVIOUS SEASONS: 1989** — Led club with 16.3-yard receiving average...First pro TD was 20-yard game-winner from Tomczak in season opener vs. Cin (9/10) as part of four-catch, 86-yard performance...Earned game ball for setting career-highs in catches (five), yards (96), and long (36) in Monday night game vs. Phil (10/2) which also included game-clinching TD...Four catches for 41 yards including third TD of season vs. Hou (10/15)...Lined up in backfield early in season, but rushed only once for four yards vs. Min (9/17). **1988** — Emerged as starter in Week 4 and started more games than any other rookie on club (12)...Opened at GB (9/25) catching season-high three passes for 23 yards...Alternated with Moorehead and Boso...Four two-catch games...15 catches ranked eighth on team...Best game was vs. SF in NFC Championship grabbing four receptions for 52 yards.

**COLLEGIATE, PERSONAL:** All-Pacific Coast Athletic Association and team MVP as senior after catching 17 passes for 230 yards and two TDs...Missed final three games with knee injury...Had 16 catches as junior, 15 as sophomore...Recruited as QB but switched to tight end midway through freshman season after becoming avid weightlifter...Three-sport star at Analy High in Sebastopol, CA...Completed 76 of 180 passes for 1,008 yards and seven TDs as senior...Twice all-league in football and basketball...Six-foot high jumper in track...Criminal justice major...Nickname: Robocop...Given name James Michael Thornton...Married (Vicki)...Resides in Buffalo Grove, IL.

### Thornton's Pro Stats

	Receiving					Rushing					G-GS
	No	Yds	Avg	Lg	TD	No	Yds	Avg	Lg	TD	
1990	19	254	13.4	32	1	0	0	0.0	0	0	16-16
1989	24	392	16.3	36	3	1	4	4.0	4	0	16-16
1988	15	135	9.0	19	0	0	0	0.0	0	0	16-12
<b>Career</b>	<b>58</b>	<b>781</b>	<b>13.5</b>	<b>36</b>	<b>4</b>	<b>1</b>	<b>4</b>	<b>4.0</b>	<b>4</b>	<b>0</b>	<b>48-44</b>
<b>Playoffs</b>											
1990	5	71	14.2	25	1	0	0	0.0	0	0	2-2
1988	4	52	13.0	18	0	0	0	0.0	0	0	2-2
<b>Career</b>	<b>9</b>	<b>123</b>	<b>13.7</b>	<b>25</b>	<b>1</b>	<b>0</b>	<b>0</b>	<b>0.0</b>	<b>0</b>	<b>0</b>	<b>4-4</b>

### Thornton's Single Game Highs

Receptions : 5 vs. Phil (10/2/89)

Long: 36 vs. Phil (10/2/89)

Yards receiving: 94 vs. Phil (10/2/89)



## VAN HORNE

### KEITH VAN HORNE 78

Offensive Tackle

USC

11th Year

Ht: 6-7

Wt: 280

Born: 11/6/57 in Mt. Lebanon, Pennsylvania

Acquisition: First round (11th player) of 1981 draft.



**PRO CAREER:** Club's starting right tackle since 1981...Has missed seven games in career and just two in last seven seasons...134 career starts is most by any Bear offensive player.

**1990 SEASON:** Started all 16 games to increase career total to 134, most of any offensive player and second only to Singletary's 140...Game ball vs. Min (9/23) when Bears rushed for 215 yards...Part of unit named NFC Offensive Player of the Week at Phx (10/28)...Also earned game ball at Den (11/18)...Off-season surgery on right shoulder (1/21) and left shoulder (2/21) by Dr. Michael Schafer. **Games played-started:** 16-16

**PREVIOUS SEASONS:** **1989** — Started 15 of 16 games...Injured neck at GB (11/5), but started next week at Pit (11/12)...Unable to play following week vs. TB (11/19). **1988** — Started first 14 games at RT before suffering leg bruise in fourth quarter at LA Rams (12/5)...Played a reserve role following week vs. Det (12/11) and was inactive for finale at Min (12/19)...Returned to start both playoff games...Earned game ball for outstanding performance vs. Eagles' Reggie White in playoffs. **1987** — Started all 12 union games at right tackle...Played with assorted injuries much of the season...Minor surgery to repair injured left Achilles tendon (1/26/87). **1986** — Started all 16 games plus playoff contest vs. Redskins (1/3/87)...Hampered by strained neck throughout the season...Originally hurt neck in opener vs. Browns (9/7) and missed most of fourth quarter...Left game at Min (10/19) in second half with same problem...Helped Bears pace NFC in fewest sacks allowed (24). **1985** — Turned in solid campaign playing especially well in playoffs and Super Bowl. **1984** — Started 14 games, missing two contests with pulled hamstring. **1983** — Ankle injury cut short season after starting first 10 games. **1982** — Started all nine games. **1981** — PFWA, UPI, Football Digest all-rookie choice after starting final 12 games...Played LT in pre-season before making permanent switch to RT...First lineman chosen in '81 draft.


**COLLEGIATE, PERSONAL:** Academic all-American as senior...Consensus all-America at USC as senior and runner-up to Pitt's Mark May for '80 Outland Trophy...Academic all-Pac Ten final two seasons...Trojans were 39-7-2 in his four years...Two-year all-conference TE/DL at Fullerton (CA) High (former-President Nixon's school)...Recruited by USC as 230-pound TE...Brother Peter was signed by Cubs in '77 as first baseman/center fielder...Earned BA degree in broadcast journalism...Mother resides in Clarendon Hills, IL...Enjoys music and travelling...Given name Keith Van Horne...Single...Resides in Riverwoods, IL.

#### Van Horne's Pro Stats

**Games-Starts: 141-134** — 1981 (14-12); 1982 (9-9); 1983 (14-10); 1984 (14-14); 1985 (16-16); 1986 (16-16); 1987 (12-12); 1988 (15-14); 1989 (15-15); 1990 (16-16)

**Playoffs: 11-11** — 1984 (2-2); 1985 (3-3); 1986 (1-1); 1987 (1-1); 1988 (2-2); 1990 (2-2)



**TOM WADDLE****87**

Wide Receiver                      Boston College                      3rd Year  
 Ht: 6-0                                      Wt: 181  
 Born: 2/20/67 in Cincinnati, Ohio  
 Acquisition: Signed as undrafted free agent, 5/16/89.

**PRO CAREER:** Has played in just seven games during first two seasons spending time on developmental squad and serving as one of two inactives.

**1990 SEASON:** Released in final cutdown (9/3), but reclaimed the following day when Kozlowski and Jones were placed on IR...Inactive for 10 games...Caught 23-yard pass at Raid (9/30) and nine-yarder at Wash (12/9)...Recovered TB's on-side kick attempt (12/23)...Inactive for both playoff games. **Games played-started:** 4-0

**PREVIOUS SEASONS: 1989** — Caught first pro pass in season finale at SF (12/24) for eight yards...Opened season on developmental squad...Activated through a "free move" in Week 2 vs. Vikes (9/17), but did not play...Returned to developmental squad through waivers (9/22)...Re-activated through procedural waivers (12/8) and saw action vs. Det (12/10) returning a punt for two yards...Participated on special teams next week vs. GB...Caught 59-yard pass against Raiders in pre-season finale.

**COLLEGIATE, PERSONAL:** Caught passes in 26 straight games at Boston College...Holds Eagles' career reception mark with 139...His 70 catches in '88 broke single season mark previously held by Cleveland Browns' Brian Brennan...13 receptions vs. TCU also established a school mark...Led receivers with 902 yards and five touchdowns...Honorable mention all-American by UPI and AP...Named to first-team all-East by both wire services...Captained baseball team and was all-state receiver at Cincinnati's Moeller High...Degree in finance...Given name Gregory Thomas Waddle...Married (Cara)...Resides in Buffalo Grove, IL.

**Waddle's Pro Stats**

	Receiving					Punt Returns					G-GS
	No	Yds	Avg	Lg	TD	No	Yds	Avg	Lg	TD	
1990	2	32	16.0	23	0	0	0	0.0	0	0	4-0
1989	1	8	8.0	8	0	1	2	2.0	2	0	3-0
<b>Career</b>	<b>3</b>	<b>40</b>	<b>13.3</b>	<b>23</b>	<b>0</b>	<b>1</b>	<b>2</b>	<b>2.0</b>	<b>2</b>	<b>0</b>	<b>7-0</b>

Playoffs — No post-season statistics

**Waddle's Single Game Highs**


Receptions: 1 (3 times) Last: at Wash (12/9/90)      Yards: 23 at Raid (9/30/90)  
 Long: 23 at Raid (9/30/90)



## PETER TOM WILLIS

2

Quarterback Florida State 2nd Year  
 Ht: 6-2 Wt: 188  
 Born: 1/4/67 in Morris, Alabama  
 Acquired: Third round (64th player) of 1990 draft.  
 Choice from Raiders for Willie Gault.



**PRO CAREER:** Enters camp as back-up to Jim Harbaugh...Served as Bears' third quarterback in rookie season behind Harbaugh and Tomczak.

**1990 SEASON:** Threw first pass in Week 13 at Det (12/16) when he entered game for final 2:32. Marched team 76 yards on 10 plays while completing seven of eight for 84 yards, including eight-yard TD to Davis on game's final play. Only incomplection was intentional to stop clock...Played final 11:49 following week vs. TB connecting on two of five for 22 yards and one interception...Did not play in season finale vs. KC (12/29) or either playoff game...Inactive for five of first six games (except Rams)...First pro action came in final minute at TB (11/4) where he handed off three times...Active, but did not play in five straight games from 11/11 to 12/9. **Games played-started:** 3-0

**COLLEGIATE, PERSONAL:** Emerged as starter as fifth-year senior and was standout on Seminole offense...Ranks third on Seminoles' all-time passing list with 4,291 yards and fifth with 33 touchdown passes...Football News, Sporting News, and AP honorable mention all-American as senior...Ranked seventh with 150.7 passing efficiency...His 211 completions (346 att.) broke former Bear Gary Huff's (1972) Seminole record of 206...Passed for over 300 yards six times in '89...Holds collegiate record for most touchdowns thrown in a quarter with five vs. Memphis St...Saw action in seven games as junior, completing 48 of 85 passes for 637 yards...First career start resulted in 17 of 20 performance for 271 yards and four TDs against South Carolina; 85% completion percentage broke Huff's single game mark of 84% set in 1971...Played in four games of sophomore campaign, connecting on nine of 10 passes for 67 yards and a TD...Went six of seven for 49 yards and TD in 61-10 romp over Southern Miss...In initial season completed 36 of 59 passes for 463 yards and three TDs in eight appearances...Eight of 11 for 96 yards and one TD in FSU debut...Redshirt in 1985...All-state and all-South choice at Mortimer Jordan (Morris, AL) High...Alabama Player of the Year at 4A level as senior prepster...Earned degree in communications for business during past off-season...Scratch golfer...Given name Peter Tom Willis...Married (Kim)...Resides in Mundelein.

## Willis' Pro Stats

	Passing							Rushing				G-GS		
	Att	Cmp	Yds	Pct	Lg	TD	Int	Rating	No	Yds	Avg		Lg	TD
1990	13	9	106	69.2	18	1	1	87.3	0	0	0.0	0	0	3-0
Career	13	9	106	69.2	18	1	1	87.3	0	0	0.0	0	0	3-0


Playoffs — No post-season statistics

## Willis' Single Game Highs

Attempts: 8 at Det (12/16/90)	Completions: 7 at Det (12/16/90)
Yards Passing: 84 at Det (12/16/90)	TDs: 1 at Det (12/16/90)
Interceptions: 1 vs. TB (12/23/90)	



## WOJCIECHOWSKI



### JOHN WOJCIECHOWSKI 73

Guard Michigan St. 5th Year  
Ht: 6-4 Wt: 265  
Born: 7/30/63 in Detroit, Michigan  
Acquisition: Signed as free agent, 5/8/87.

**PRO CAREER:** Valuable reserve who can play every position on offensive line except center...17 career starts in 48 games played.

**1990 SEASON:** Started regular season finale vs. KC (12/29) as Covert was sidelined with hip injury...Versatile back-up who saw action at both tackle and guard...Game ball vs. Min (9/23) as offensive line blocked for 215 rushing yards...Did not play in three games: vs. Sea (9/9), vs. GB (10/7) and vs. Atl (11/11)...Limited to special teams action in playoffs...Off-season arthroscopy on left knee by Dr. John Brna. **Games played-started: 13-1**

**PREVIOUS SEASONS: 1989** — Saw action in 13 of 16 games including one start...Injured back while playing second half at Min (12/3) for injured Covert...Managed to start following week vs. Det (12/10). **1988** — Started 11 games; nine at left tackle for Covert and two at right tackle for Van Home...Named Frito-Lay Unsung Hero of Year by Bears' broadcasters...Played second half of season with right knee injury...Off-season arthroscopy (1/20/89). **1987** — Club's best offensive lineman during non-union games...Released by team in final cutdown (9/7) and returned to team (9/23)...Became valuable when Covert suffered shoulder problems late in season...Started final game at LA Raiders (12/27) at left tackle, replacing Blair. **1986** — Joined Buffalo Bills as free agent in 1986, but released prior to season.

**COLLEGIATE, PERSONAL:** Four-year letterman, first-team all-Big Ten as senior at Michigan St...Honorable mention all-league as junior...Played defensive line as freshman and sophomore...All-state DT at Warren (OH) Fitzgerald High...State heavyweight wrestling champion...Education degree...Working as school teacher when Bears re-signed him during strike...Nickname: Wojo...Given name John Stanley Wojciechowski...Married (Sheri)...Resides in Mundelein, IL.

#### Wojciechowski's Pro Stats

**Games-Starts: 48-17** — 1987 (6-4); 1988 (16-11); 1989 (13-1); 1990 (13-1)

**Playoffs: 5-0** — 1987 (1-0); 1988 (2-0); 1990 (2-0)



**DONNELL WOOLFORD 21**

Cornerback                      Clemson                      3rd Year

Ht: 5-9                              Wt: 188

Born: 1/6/66 in Fayetteville, North Carolina

Acquisition: First round (11th player) of 1989 draft.

Choice from Raiders for Willie Gault.



**PRO CAREER:** Stepped in at left corner as rookie and given task of covering opponent's top receiver: Packers' Sterling Sharpe, Rams' Henry Ellard, Buccaneers' Mark Carrier, Redskins' Gary Clark, and Vikings' Anthony Carter...Has missed games due to five different injuries in first two seasons.

**1990 SEASON:** Career-high 10 tackles at Raid (9/30)...Game ball for eight tackles, three solo, two passes defended, and one interception vs. Rams (10/14)...Sprained ankle, pulled groin, and twisted knee when Perry fell on him while making tackle in second quarter at Phx (10/28). Inactive for next three games...Returned to starting role at Min (11/25) and recorded three tackles before leaving game in second quarter with re-sprained right ankle...Seven tackles the following two weeks (vs. Det and at Wash) including three passes defended and second interception against Redskins...Had interception, sack, pass defended, and five tackles vs. TB (12/23) including key solo stop when Bucs passed on field goal to go for first down on fourth-and-one at the Chicago 11-yard line. **Games played-started:** 13-13

**PREVIOUS SEASONS: 1989** — Led club with 19 passes defended...Hampered all season with injuries...Separated shoulder making diving interception vs. Vikes (9/17) in Week 2 and inactive for following three weeks...Returned vs. Hou (10/15) to make four tackles and second interception...Three tackles, three passes defended, and third interception while covering Rams' Ellard (10/29)...Held Packers' Sharpe to two catches; made three tackles, and defended three passes at GB (11/5)...Minor car accident (11/6) resulted in staph infection of left eye causing him to miss game at Pit (11/12)...Returned vs. TB (11/19) making eight tackles and knocking down a season-high five passes...Season-high in tackles (nine) and solos (seven) at Wash (11/26)...Broke hand in Week 15 and unable to play in season finale vs. SF (12/24).

**COLLEGIATE, PERSONAL:** First-team all-American selection by Sporting News, Kodak, and UPI...Finalist for the Jim Thorpe award, given to the nation's premier defensive back...Led ACC with 15 pass deflections and was never scored upon as senior...Tallied 61 tackles (40 solo), caused three fumbles and had one interception...One of the premier punt returners in the nation (29 for 192 yards as senior; 78-754 career)...First cornerback in Tiger history selected as first-team all-American squad (Kodak, Football Coaches Association)...AP first-team all-ACC as junior...Tied school record for pass deflections with 15...Picked-off career-high five passes...Became first player at Clemson since 1970 to return punt for a TD...78-yard TD return vs. Georgia Tech was best in conference...Five returns for 126 yards in same game was second best single game effort in Tiger history...15.0 yard average was third in the nation...Second in ACC behind teammate Delton Hall (Steelers) with 12 passes defended as sophomore...Compiled 21 tackles (12 solos), two pass deflections and one interception as freshman...Had Tigers' longest int. return of year (34 yards)...All-conference selection at Douglas Byrd High (NC) for three years in football, basketball, and track...Industrial education major...Given name Donnell Woolford...Married (Cara)...Resides in Buffalo Grove, IL.



# WOOLFORD

## Woolford's Pro Stats

	Interceptions				Tkl-Solo	Force	Fum	Fum Rec	Pass Def	Sack-Yds	G-GS
	No	Yds	Lg	TD							
1990	3	18	9	0	70-38	0	0	0	13	2-13	13-13
1989	3	0	0	0	56-36	0	0	0	19	0-0	11-11
<b>Career</b>	<b>6</b>	<b>18</b>	<b>9</b>	<b>0</b>	<b>126-74</b>	<b>0</b>	<b>0</b>	<b>0</b>	<b>32</b>	<b>2-13</b>	<b>24-24</b>

Also: 1 punt return for 12 yards in 1989.

### Playoffs

1990	0	0	0	0	6-3	0	0	0	2	0-0	2-2
<b>Career</b>	<b>0</b>	<b>0</b>	<b>0</b>	<b>0</b>	<b>6-3</b>	<b>0</b>	<b>0</b>	<b>0</b>	<b>2</b>	<b>0-0</b>	<b>2-2</b>

## Woolford's Single Game Highs

Tackles: 10 at Raid (9/30/90)

Deflections: 5 vs. TB (11/19/89)

Solos: 7 at Wash (11/26/89); at GB (9/16/90)

## MAKING THE TEAM

A breakdown of the Opening Day roster since Mike Ditka became head coach in 1982:

Year	QB	RB	OL	WR	TE	DL	LB	DB	P	K	Total
1990	3	5	8	4	3	8	7	8	1	1	47*
1989	2	5	9	5	2	7	7	8	1	1	47
1988	3	5	9	5	2	6	7	8	1	1	47
1987	3	5	8	5	2	6	6	8	1	1	45
1986	3	5	8	5	2	7	6	7	1	1	45
1985	3	4	8	6	2	7	6	7	1	1	45
1984	3	6	9	5	3	6	7	8	1	1	49
1983	3	5	11	5	3	7	5	8	1	1	49
1982	3	6	8	4	2	6	6	8	1	1	45

Year	Roster size	Veterans	Draftees	Free Agents
1990	47*	40	8	0
1989	47	38	9	0
1988	47	37	9	1 (Mickey Pruitt)
1987	45	40	5	0
1986	45	41	4	0
1985	45	36	7	2 (Mike Tomczak, Ken Taylor)
1984	49	42	6	1 (Jack Cameron)
1983	49	39	9	1 (Dennis McKinnon)
1982	45	40	5	0

\* The Bears were given an exemption on Steve McMichael, and therefore could carry 48 players into the opener. Tom Waddle was a rookie free agent in 1989 but started on the developmental squad and was activated in Week 3. Quintin Smith made the Opening Day as a free agent in 1990, but only after Glen Kozlowski had been placed on IR prior to the season. James Coley was a rookie free agent in 1990, but only after he spent 1989 on the developmental squad. James Lott, another rookie free agent in '90, joined club after regular season but prior to playoff games.



## CAREER GAMES AND STARTS

Player	Regular Season		Consecutive Games	Consecutive Starts	Playoff	
	Games	Starts			Games	Starts
Anderson, Neal	72	58	1 (12/29/90)	1 (12/29/90)	5	4
Armstrong, Trace	31	30	26 (10/23/89)	25 (10/29/89)	2	2
Bailey, Johnny	16	1	16 (9/9/90)	0	2	0
Bortz, Mark	122	106	71 (10/12/86)	71 (10/12/86)	11	11
Boso, Cap	49	1	0	0	2	0
Buford, Maury	127	—	32 (9/10/89)	—	8	—
Butler, Kevin	92	—	92 (9/8/85)	—	9	—
Carrier, Mark	16	16	16 (9/9/90)	16 (9/9/90)	2	2
Coley, James	16	0	16 (9/9/90)	0	2	0
Covert, Jim	110	108	0	0	11	11
Cox, Ron	13	0	0	0	1	0
Davis, Wendell	44	20	9 (11/4/90)	11 (10/14/90)	4	2
Dent, Richard	119	99	25 (10/29/89)	25 (10/29/89)	9	9
Douglass, Maurice	52	11	6 (11/25/90)	0	6	3
Fontenot, Jerry	32	2	32 (9/10/89)	1 (12/29/90)	2	0
Gayle, Shaun	89	40	23 (11/12/89)	23 (11/12/89)	7	2
Gentry, Dennis	129	28	0	0	11	2
Green, Mark	22	1	9 (11/4/90)	0	2	0
Harbaugh, Jim	40	21	0	0	0	0
Hilgenberg, Jay	147	114	0	0	11	11
Jones, Dante	27	2	2 (12/23/90)	0	4	0
Kozlowski, Glen	46	3	12 (10/7/90)	0	4	0
Kumerow, Eric	42	0	*	*	2	0
Lott, James	0	0	0	0	0	0
Mangum, John	10	0	10 (10/28/90)	0	2	0
Matusz, Roman	0	0	0	0	0	0
McMichael, Steve	149	109	143 (10/19/81)	0	11	10
Morris, Ron	59	37	3 (12/16/90)	3 (12/16/90)	5	3
Morrissey, Jim	74	31	16 (9/9/90)	16 (9/9/90)	9	4
Muster, Brad	48	31	48 (9/4/88)	12 (10/7/90)	4	2
Paul, Markus	32	3	32 (9/10/89)	0	2	0
Perry, William	76	64	16 (9/9/90)	16 (9/9/90)	7	6
Pruitt, Mickey	44	6	25 (10/29/89)	2 (12/23/90)	4	0
Rivera, Ron	105	51	0	0	11	5
Roper, John	30	10	0	0	2	0
Rouse, James	16	0	16 (9/9/90)	0	2	0
Ryan, Tim	15	0	1 (12/29/90)	0	2	0
Singletary, Mike	147	140	66 (11/16/86)	66 (11/16/86)	11	11
Smith, Quintin	4	0	0	0	0	0
Snyder, Brent	0	0	0	0	0	0
Stinson, Lemuel	38	15	0	0	2	0
Tate, David	46	9	20 (12/3/89)	0	2	0
Thayer, Tom	92	88	92 (9/7/85)	48 (9/4/88)	9	9
Thornton, Jim	48	44	48 (9/4/88)	44 (10/16/88)	4	4
Van Home, Keith	141	134	21 (11/26/89)	21 (11/26/89)	11	11
Waddle, Tom	7	0	2 (12/23/90)	0	2	0
Willis, Peter Tom	3	0	0	0	0	0
Wojciechowski, John	48	17	7 (11/18/90)	1 (12/29/90)	5	0
Woolford, Donnell	24	24	6 (11/25/90)	6 (11/25/90)	2	2

Regular season only; first game of streak in parentheses; \* not with club last year.





## 1991 DRAFT CHOICES

Rd	Pick	Draftee	Pos	Ht	Wt	Born	School
1	22	Stan Thomas	T	6-5	302	10-28-68	Texas
2	49	Chris Zorich	DT	6-1	267	3-13-69	Notre Dame
3	78	Chris Gardocki	P/K	6-1	194	2-7-70	Clemson
4	105	Joe Johnson	CB	5-8	186	10-6-67	North Carolina St.
5	134	Anthony Morgan	WR	6-0	195	11-15-67	Tennessee
6	161	Darren Lewis	RB	5-10	219	11-7-68	Texas A & M
7	190	Paul Justin	QB	6-4	202	5-19-68	Arizona State
8	217	Larry Horton	DB	5-11	179	1-2-69	Texas A & M
9	245	Mike Stonebreaker	LB	6-0	226	1-14-67	Notre Dame
10	272	Tom Backes	DE	6-4	273	3-19-68	Oklahoma
11	301	Stacy Long	G	6-1	294	9-30-67	Clemson
12	328	John Cook	DT	6-4	269	5-27-68	Washington

See page 182 for Bears' all-time first-round selections and page 180 for drafts from 1981-90



### STAN THOMAS

**60****Tackle****Texas****Ht: 6-5****Wt: 302****Born: 10/28/68 in El Centro, California****Acquired: First round (22nd player) of 1991 draft.**

**COLLEGE CAREER:** Excellent pass protector and drive blocker who is very mobile...Three-year starter at right tackle...Could move to right guard to utilize trap blocking skills...Says Bears' VP of Player Personnel, Bill Tobin: "Pass protection is one of his best assets right now. He's a smart kid who's going to graduate on time. He's played in a major program and he has good practice habits"...Mike Ditka: "This guy can move. He probably runs better than both of our tackles right now, and one of our guards"...Scout Jim Parmer: "He has a little nastiness in him. I don't think he is a mean kid, but he is a half-way mean football player."

**SENIOR** — All-American first-team by The Poor Man's Guide to the NFL Draft...Consensus all-SWC...Did not allow a sack all season and averaged seven knockdown blocks per game...Part of offensive line which paved the way for 498 and 556 yard games...**JUNIOR** — Started every game...Bothered by shoulder injury, but did not miss any playing time...**SOPHOMORE** — Started all 11 games...Key block in Eric Metcalf's 60-yard run vs. Baylor...**FRESHMAN** — Played in every game...First collegiate start came against Texas A & M...Key block sprung Metcalf for 50-yarder vs. Aggies...Redshirted in 1986 as true freshman.

**PERSONAL:** All-district and all-California Interscholastic Federation during senior season at El Centro High...Physical education major...Given name Stan Thomas...Single...Resides in Lake Bluff.

#### Thomas' College Stats

Games-Starts: 46-35 — 1990 (12-12); 1989 (11-11); 1988 (11-11); 1987 (12-1)




## 1991 DRAFT CHOICES

### CHRIS ZORICH

97

Defensive Tackle      Notre Dame  
 Ht: 6-1                      Wt: 267  
 Born: 3/13/69 in Chicago, Illinois  
 Acquired: Second round (49th player) of 1991 draft.



**COLLEGE CAREER:** Strongest player on Notre Dame's 1991 team, benching 455 pounds...Entered school as linebacker, but moved to nose guard as freshman in 1986...Says Mike Ditka: "He's a producer. This guy is exactly the same height as the other guy who was picked No. 1 in the draft (Russell Maryland by Dallas), and [Zorich] is in much better physical shape. That's my opinion. They got their guy, we got our guy. He's a Bear."

**SENIOR** — Lombardi Award winner for nation's best interior lineman...First-team all-American by Kodak, Football Writers Association of America, UPI, Football News, The Sporting News, and AP...Missed just one game (Navy) with dislocated right knee cap...Played four games with injury, but still finished fourth with 57 stops including 15 tackles-for-loss...Made 11 tackles and one sack in 20-19 victory over Michigan State...**JUNIOR** — College Lineman of the Year by Washington DC Touchdown Club...Lombardi Award finalist along with Bears' Tim Ryan and Giants' Kanavis McGhee (Chiefs' Percy Snow won)...First-team all-American by The Sporting News, AP, UPI, Football News, and Gannett News Service...Third with 92 tackles...Had 10 tackles as Irish held Michigan to 94 rushing yards on 34 carries (2.8 avg.)...Season-high 13 stops in following week vs. Michigan State...12 tackles against Miami and USC...**SOPHOMORE** — Started first 10 games at nose guard...Injured knee against Penn State and did not start following week at USC, but enter game on second series and played most of game...Third on club with 70 tackles...Recorded 10 tackles and 1.5 sacks in first collegiate game (vs. Michigan)...Recovered key fumble on ND two-yard line vs. Pitt...Eight tackles and two recovered fumbles in 31-30 win over Miami...**FRESHMAN** — Moved from linebacker to noseguard while performing on scout team.


**PERSONAL:** Announced lifelong desire to play for Bears prior to draft. "I would be honored for a chance to play for them. It would be a dream come true..."...Tragically found his mother dead upon returning home from Orange Bowl loss to Colorado on Jan. 2, 1991...Has patterned his life after idol Mike Singletary...All-American honorable mention by USA Today following senior year at Chicago Vocational High School, alma mater of Dick Butkus and former-49er Keena Turner...Four year letterman at both linebacker and offensive guard...All-state honors by Chicago Tribune and Champaign News-Gazette...All-area selection by Tribune and Sun-Times...Averaged 12 tackles as senior...Captained football and power lifting teams...Majored in American studies...Engaged to Jessica Fiebelkorn, a volleyball player at Notre Dame.

Zorich's College Stats

	Int-Yds	Tkls-Solo	FF	FR	PD	Sacks	TFL-Yds
1990 Irish	0-0	57-39	1	2	1	3.0	15-54
1989 Irish	0-0	92-43	2	1	2	3.0	8-39
1988 Irish	0-0	70-42	3	0	3	3.5	8-25
1987 Irish		Did not play					
<b>Totals</b>	<b>0-0</b>	<b>219-124</b>	<b>6</b>	<b>3</b>	<b>6</b>	<b>9.5</b>	<b>31-118</b>



## 1991 DRAFT CHOICES



### CHRIS GARDOCKI

17

Punter/Kicker

Clemson

Ht: 6-1

Wt: 194

Born: 2/7/70 in Stone Mountain, Georgia

Acquired: Third round (78th player) of 1991 draft.

**COLLEGE CAREER:** Third Junior drafted by Bears (Carrier and Cox in 1990)...Handled Tigers' punting and place kicking in all three years...Second in school history with 261 points (Obad Ariri had 288 from 1977-80)...Tied Ariri with 63 career field goals...Never missed an extra point in 72 attempts.

**JUNIOR** — First-team all-ACC...96 points led team and was fourth highest total in school history...Third in country in field goal accuracy (79.2) and fourth with 1.73 field goals per game...Averaged 43.4 yards per punt placing 10 inside the 20-yard line and kicking 15 over 50 yards...Connected on 16 of 17 FGs inside 48 yards. Lone miss was blocked...Set school record when 22 of 66 kickoffs resulted in a touchback...ACC Player of the Week in consecutive weeks with 47-, 25-, 30-, and 25-yard field goals and six punts for 42.3 avg. vs. Georgia and following week with 38-, 20-, 45-, and 44-yarders vs. Georgia Tech...Punted seven times vs. Virginia averaging 45.1 yards, placing two inside the 20, and kicking two over 50-yards...53-yard field goal in 18-17 win over Maryland...57-yard FG vs. Appalachian State tied school and conference record...**SOPHOMORE** — Third team AP and honorable mention UPI all-American...First player in ACC history to earn first-team all-ACC honors as both punter and place kicker...Led conference with 48 punts (43.0 avg), 15 downed inside the 20 and seven over 50-yards...Scored 107 points to set Tiger season record (22 of 29 FGs, 41 of 41 PATs)...Missed only 50-yard FG attempt which came in Gator Bowl...Nine of 32 kickoffs resulted in touchbacks...**FRESHMAN** — Honorable mention all-American by UPI and AP...Second-team all-ACC...Set school mark with 32 field goal attempts...Became Tigers' punter in third game of season by averaging 39.6 yards on eight punts against Florida State...Eight of 45 punts travelled over 50 yards...First college points came on 38-yard field goal vs. Virginia Tech...Kicked 47-, 31-, and 38-yarders while averaging 47.0 yards on five punts in 29-10 win over South Carolina...Two field goals and seven punts (44.3 avg.) in Citrus Bowl defeat of Oklahoma.

**PERSONAL:** First-team all-American by Parade...All-Dixie selection by Superprep magazine while attending Redan High in Stone Mountain, Georgia—same school as Kevin Butler...Accounted for 173 of team's 283 points as senior by completing 40 of 87 passes for 751 yards and 12 touchdowns, rushing for four TDs, kicking seven 40-yard field goals and five 50-yarders including state-record 59-yarder...Earned DeKalb Touchdown Club Offensive Player of the Year and DeKalb Neighbor Player of the Year honors...Hit 97 of 103 career extra points...Had 42-yard FG in Florida-Georgia All-Star game...Scored 18 goals in soccer as junior...Majored in Recreation and Tourism...Single.

### CLEMSON KICKERS

Chris Gardocki, the Bears' third-round draft choice, is the fourth straight Tiger kicker to enter the NFL following a career at Clemson. The other three:

Kicker	Years	Current team	Career FG
Obad Ariri	1984, 87	(None)	22-31 (.710)
Donald Igwebuike	1985-present	Minnesota	108-143 (.755)
David Treadwell	1989-present	Denver	52-67 (.776)





## 1991 DRAFT CHOICES

### Gardockl's College Stats

KICKING	1-29	30-39	40-49	50+	FGs	Pct	Lg	PATs	Pts	KO-TB
1990 Tigers	8-8	7-8	4-5	3-6	22-27	81.0	57	30-30	96	66-22
1989 Tigers	10-10	2-5	10-13	0-1	22-29	75.8	49	41-41	107	32-9
1988 Tigers	6-7	7-11	4-8	2-6	19-32	59.4	52	1-1	58	1-0
<b>Totals</b>	<b>24-25</b>	<b>16-24</b>	<b>18-26</b>	<b>5-13</b>	<b>63-88</b>	<b>71.6</b>	<b>57</b>	<b>72-72</b>	<b>261</b>	<b>99-31</b>

PUNTING	No	Yds	Avg	In20	Lg	50+	Blk	Net Avg
1990 Tigers	58	2580	44.5	12	78	16	1	39.3
1989 Tigers	48	2062	43.0	15	62	7	0	39.4
1988 Tigers	45	1924	42.8	7	66	8	0	38.2
<b>Totals</b>	<b>151</b>	<b>6566</b>	<b>43.5</b>	<b>34</b>	<b>78</b>	<b>31</b>	<b>1</b>	<b>39.0</b>

## JOE JOHNSON

## 24

Cornerback

North Carolina St.

Ht: 5-8

Wt: 186

Born: 10/6/67 in Hackensack, New Jersey

Acquired: Fourth round (105th player) of 1991 draft.



**COLLEGE CAREER:** Four-year starter at cornerback in Wolfpack secondary...Finished career with nine interceptions and 254 tackles...Also utilized as a return specialist.

**SENIOR** — First-team all-Atlantic Coast Conference selection...Had 59 tackles including six for lost yardage...Career high four interceptions and 18 passes defended; also one fumble recovery...Best outing was vs. Maryland: 11 tackles (eight solo), two interceptions and three passes defended...Returned interception 50 yards for touchdown against Virginia Tech...**JUNIOR** — Career-best 73 tackles...Led team with 13 passes defended...Returned two interceptions for 68 yards...Added 57 yards on three kickoffs and 10 yards on one punt return...ACC Player of the Week vs. Kent State with 18 tackle performance that included two tackles-for-losses, two passes defended, one forced fumble, one blocked punt and a 60-yard interception return for TD...**SOPHOMORE** — Finished with 56 tackles and six defended passes...ACC Defensive Player of the Week after 63-yard interception return, four passes defended, and six tackles in 14-3 win over Pittsburgh...Season-high eight tackles vs. Virginia; seven stops vs. Maryland...**FRESHMAN** — Started 10 games and tallied 66 tackles and had two interceptions...Had 12 tackles vs. Clemson and South Carolina...Long jumper on Wolfpack track team in the spring...Redshirted as true freshman in 1986.

**PERSONAL:** Missed entire junior season and all but five games in senior season after suffering knee injury as sophomore at Hackensack High in New Jersey...Gained 350 yards rushing and five TDs as senior quarterback...Four-time all-league track in 100-meters...General studies major...Single.

### Johnson's College Stats

	Int-Yds	Tkls-Solo	FF	FR	PD	Sacks	TFL-Yds
1990 Wolfpack	4-53	59-43	0	1	18	0	6-18
1989 Wolfpack	2-68	73-52	1	0	13	0	5-11
1988 Wolfpack	1-63	56-40	2	0	6	0	1-1
1987 Wolfpack	2-3	66-40	2	0	14	0	0-0
1986 Wolfpack	Did not play — redshirt						
<b>Totals</b>	<b>9-187</b>	<b>254-175</b>	<b>5</b>	<b>1</b>	<b>51</b>	<b>0</b>	<b>12-30</b>

Also: 3 kickoff returns for 57 yards in 1989 and 1 punt return for 10 yards.



## 1991 DRAFT CHOICES



### ANTHONY MORGAN

81

Wide Receiver

Tennessee

Ht: 6-0

Wt: 195

Born: 11/15/67 in Cleveland, Ohio

Acquired: Fifth round (134th player) of 1991 draft.

**COLLEGE CAREER:** One of nine Tennessee players selected in 1991 draft including three wide receivers—Alvin Harper (Cowboy' first-round pick) and Vince Moore (Patriots' eleventh-rounder)...Football and track performer for Vols who was part-time starter at wide receiver in final two seasons...Caught 38 passes in career and averaged 23.1 yards on 37 kickoff returns...Runs 40-yard dash in 4.42...Two-year letterman in track; ran the second leg on the school's 4 x 100 meter relay team, 100-meter (10.74), and 200-meter (21.95) as senior despite hamstring injury.

**SENIOR** — Started at wingback for just two games and played in 10 despite injury plagued season...Suffered knee injury early in year which forced him to miss one game and limited action in three others...Finished with 12 catches for 15.2 avg. and two touchdowns...Also averaged 25.7 yards on seven kickoff returns...Best game was two catches for 89 yards including 54-yard TD in win over Pacific...**JUNIOR** — Played in every game and had four starts...Caught 13 passes for 17.4 avg. and one TD...Had 33-yard TD catch for first collegiate score vs. Alabama...Had 84-yard scoring pass vs. Arkansas in Cotton Bowl to break school record for longest touchdown reception in bowl game...**SOPHOMORE** — Led Southeastern Conference in kickoff returns with 24.2 yard average on 24 returns...Also had 10 catches for 138 yards as reserve receiver...Returned six kickoffs for 143 yards vs. Auburn which set school's single game record...Two catches for 50 yards including a season-long 38-yarder vs. Boston College...Career-long 49-yard kickoff return vs. Alabama and 43-yarder against Memphis State...Missed final two games after suffering separated right shoulder...**FRESHMAN** — Academically ineligible due to Prop 48.

**PERSONAL:** USA Today all-America wide receiver at John Adams High School in Cleveland where he also played safety...Also a track all-American as prep and averaged 20 points and six rebounds per game in basketball...Psychology major...Given name Anthony Eugene Morgan...Single.

#### Morgan's College Stats


	Rec	Yds	Avg	TD	Lg	KOR	Yds	Avg	TD	Lg
1990 Volunteers	13	194	14.9	2	54	8	194	24.3	0	49
1989 Volunteers	15	322	21.5	2	84	6	103	17.2	0	22
1988 Volunteers	10	138	13.8	0	46	24	580	24.2	0	49
1987 Volunteers	Did not play — Prop 48									
<b>Totals</b>	<b>38</b>	<b>654</b>	<b>17.2</b>	<b>4</b>	<b>84</b>	<b>38</b>	<b>877</b>	<b>23.1</b>	<b>0</b>	<b>49</b>

Also: 4 rushes for 20 yards in 1988; 1 rush for 0 yards in 1989.



## 1991 DRAFT CHOICES

### DARREN LEWIS

**33****Running Back****Texas A & M****Ht: 5-10****Wt: 219****Born: 11/7/68 in Dallas, Texas****Acquired: Sixth round (161st player) of 1991 draft.**

**COLLEGE CAREER:** Holds 13 Southwest Conference and 25 school records, including most yards rushing (5,012), rushing attempts (909), 200-yard games (five), rushes per game (20.7), and yards per carry (5.5)...His 5,012 career yards rank fifth on the all-time list behind Tony Dorsett (6,082), Charles White, Herschel Walker, and Archie Griffin.

**SENIOR** — Southwest Conference Offensive Player of Year...Consensus all-American and SWC first-team selection...Ranked third in nation by averaging 140.9 rushing yards per game...Ten 100-yard games in 12-game season...Scored 18 TDs and gained 1,691 yards (5.8 avg.), one yard shy of school record he set as sophomore...Caught six passes for 48 yards and completed two of three passes for 57 yards...Conference Player of the Week after rushing for 232 yards on 34 carries in win over Texas Tech...Second 200-yard game was 207-yard, four TD effort vs. SMU...**JUNIOR** — Third-team all-American by Football News, honorable mention by Sporting News...Consensus second-team all-SWC selection...Led team and ranked third in conference with 961 yards on 185 carries and 11 touchdowns...Missed 1,000-yard season when sprained knee prevented him from playing in season finale...Caught 10 passes for 56 yards and completed two of four passes for 56 yards and two TDs...Top performance was 201-yard effort on 28 carries, two TDs vs. Rice...**SOPHOMORE** — First-team all-America by Sporting News and Associated Press...Consensus first-team all-SWC and unanimous conference Offensive Player of Year...Second in nation with school's single season record 1,692 yards and 306 carries (5.5 avg.)...The 1,692 yards erased Bob Smith's 1,302 which stood for 41 years, and 306 carries topped George Woodard's 245 set in 1977...Fell just 82 yards shy of Earl Campbell's 1,774 yards in 1977 as best rushing season in SWC. The 306 attempts established a conference record...Set Aggie record with 10 consecutive games over 100-yards rushing...Season best was 212 yards on 38 carries vs. Texas...Also had games of 201 yards vs. Houston and 192 yards vs. Arkansas...**FRESHMAN** — SWC Newcomer of the Year and second-team all-SWC choice...Led team with 668 yards and eight TDs on 127 carries...Season-high 194 yards, including scoring runs of 80- and 35-yards vs. TCU...Threw 24-yard scoring pass and ran for 52 yards on seven carries in 35-10 win over Notre Dame in Cotton Bowl.

**PERSONAL:** Parade all-American from Dallas' Carter High...Rated by some scouting services as top ranked running back prospect in nation...Gained 1,658 yards on 195 carries as senior...Broke leg in junior season, but still managed 995 yards, including a 309-yard performance...General studies major...Given name Darren Lewis...Single.

#### Lewis' College Stats

	Rush	Yds	Avg	TD	Lg	Rec.	Yds	Avg	TD	Lg
1990 Aggies	316	1,795	5.7	20	54	6	48	8.0	1	13
1989 Aggies	185	961	5.2	11	84	10	56	5.6	0	14
1988 Aggies	306	1,692	5.5	7	47	5	13	2.6	0	8
1987 Aggies	134	720	5.4	8	80	5	15	3.0	0	9
<b>Totals</b>	<b>941</b>	<b>5,168</b>	<b>5.5</b>	<b>46</b>	<b>84</b>	<b>26</b>	<b>132</b>	<b>5.1</b>	<b>1</b>	<b>14</b>

Passing: 3-4-79 and 1 TD in 1990; 2-4-56 and 2 TDs in 1989; 0-3-0 in 1988; 2-2-61 and 2 TDs in 1987.





## 1991 DRAFT CHOICES



### PAUL JUSTIN

11

Quarterback Arizona State  
 Ht: 6-4 Wt: 202  
 Born: 5/19/68 in Schaumburg, Illinois  
 Acquired: Seventh round (190th player) of 1991 draft.

**COLLEGE CAREER:** Starter since late in sophomore season...Ranks third on the Sun Devils all-time passing list with 5,761 yards...34 career TD passes ranks sixth in school history...Regarded by many scouts to have the strongest arm in college football.

**SENIOR** — Honorable mention all-Pac Ten...Co-offensive MVP with first-rounder Leonard Russell (Patriots) despite missing three games with dislocated left shoulder...Completed 51.8% of passes for 1,876 yards and ten touchdowns...Injured shoulder vs. Missouri and missed next three games (Washington, California, Oregon)...Sports Illustrated National Offensive Player of Week in first game back following injury completing 19 of 25 passes for 242 yards, three TD passes, two TD rushes in 51-26 rout of Washington State...Passed for career-high 474 yards, completing 34 passes on school record 63 attempts vs. Houston in season finale...**JUNIOR** — Sporting News, Football News, and AP honorable mention all-America...Second-team all Pac Ten choice...Ranked 15th in nation with 139.1 passing efficiency...Threw for 2,591 yards, second most in school history behind Danny White's 2,878 yards in 1973...Second in conference with 246 yards in total offense per game...Completed 27 of 48 passes for 272 yards vs. UCLA; 20 of 35 for 249 yards and two TDs vs. Oregon State...Record performance vs. Washington State: 34 of 47 for four TDs and 534 yards was tenth highest passing total in NCAA history and set both school and Pac Ten yardage records...Followed with 339-, 296-, and 307-yard performances to close season...**SOPHOMORE** — Moved in the starting lineup for seventh game of season, but still earned honorable mention all-league honors...Set Pac Ten season interception percentage record with only two in 150 attempts (1.23%)...Threw for 321 yards on 22 of 34 marksmanship in 31-28 win over Washington State in just second career start...**FRESHMAN** — Saw action in seven games...First collegiate start was vs. Washington: 20 of 36 for 231 yards, two TDs...Redshirted as true freshman in 1986.

**PERSONAL:** Grew up in Schaumburg and earned three letters in baseball, two in football, and one in basketball at Schaumburg High...Chicago Sun-Times and Chicago Tribune all-area selection following senior season in which he set school records in passing yards (2,036) and TD passes (17)...Justice studies major...Single.

#### Justin's College Stats

	Att	Cmp	Pct	Yds	TD	Int	Lg	Rush	Yds	TD	Lg
1990 Sun Devils	253	131	51.8	1,876	10	10	63	30	-71	2	16
1989 Sun Devils	314	183	58.3	2,591	17	10	80	27	-131	0	5
1988 Sun Devils	150	84	56.0	1,063	5	2	45	27	-81	1	11
1987 Sun Devils	36	20	55.6	231	2	4	22	1	-2	0	-2
1986 Sun Devils	Did not play —Redshirt										
<b>Totals</b>	<b>753</b>	<b>418</b>	<b>55.5</b>	<b>5,761</b>	<b>34</b>	<b>26</b>	<b>80</b>	<b>85</b>	<b>-285</b>	<b>3</b>	<b>16</b>

Also: 1 reception for 3 yards and a TD in 1989.




# 1991 DRAFT CHOICES

## LARRY HORTON

39

Defensive Back Texas A & M  
 Ht: 5-11 Wt: 179  
 Born: 1/2/69 in Henderson, Texas  
 Acquired: Eighth round (217th player) of 1991 draft.



**COLLEGE CAREER:** Two-year starter at free safety after playing running back his first two seasons...Also returned kickoffs and punts.


**SENIOR** — Led team with a career-high 117 tackles (79 solos)...Also had two tackles-for-loss and a recovered fumble...Deflected nine passes and grabbed one interception...Career-high 24 stops (18 solo), two passes defended, and a fumble recovery vs. Baylor...Turned in 13-tackle performance in season finale vs. Texas...Two 12 tackle games...Nine stops and 35-yard interception return for TD in win over TCU to earn AP Player of the Week honors...**JUNIOR** — Football News honorable mention all-America...Moved to defense in spring practice...Led team with 102 tackles, made three interceptions, recovered two fumbles, and forced one...Led SWC with 24.7 yard average on 17 kickoff returns...Returned kickoff 92 yards in season opener against LSU...Had 10 tackles (seven solo), two pass deflections, and returned an Andre Ware interception 67 yards in win over Houston...longest return by Aggie since Lester Hayes' 77-yard return vs. Baylor in 1977...Season-high 14 tackles in win over Baylor...Closed out season with 11 tackles and interception vs. Texas...**SOPHOMORE** — Finished fourth on club with 224 yards rushing and three TDs...Gained 82 yards on nine carries vs. Nebraska to open season...Had 51 yards on seven carries and one TD vs. Texas Tech...**FRESHMAN** — Played in every game as halfback and rushed for 183 yards and two TDs...Blocked a punt that was recovered by current Bear linebacker John Roper for a touchdown...First collegiate score was a two-yard run in 22-17 win over Houston...Had 73-yard run in win over Rice.

**PERSONAL:** As a senior he rushed for 1,500 yards on 226 carries (6.6 avg) for 26 TDs as a all-state running back at Tatum High in Texas...His 5,239 career yards ranks fifth on the state's all-time rushing charts...Lettered four years in football, basketball, and track...General studies major...Nicknamed "Lick"...Given name Larry L. Horton...Single.

Horton's College Stats											
	Int-Yds	Tkls-Solo	FF	FR	PD	Sacks	TFL-Yds				
1990 Aggies	1-35	117-79	0	1	9	0	2-4				
1989 Aggies	3-78	102-58	1	2	6	0	0-0				
1988 Aggies	Played on offense										
1987 Aggies	0-0	0-0	0	0	0	0	0-0				
<b>Totals</b>	<b>4-113</b>	<b>219-137</b>	<b>1</b>	<b>3</b>	<b>15</b>	<b>0</b>	<b>2-4</b>				
	Rush	Yds	Avg	TD	Lg	Rec.	Yds	Avg	TD	Lg	
1988	44	224	5.1	3	26	17	122	7.2	0	26	
1987	31	183	5.9	2	73	2	3	1.5	0	6	
<b>Totals</b>	<b>75</b>	<b>407</b>	<b>5.4</b>	<b>5</b>	<b>73</b>	<b>19</b>	<b>125</b>	<b>6.6</b>	<b>0</b>	<b>26</b>	
	KOR	Yds	Avg	TD	Lg	Punt Ret	Yds	Avg	TD	Lg	
1990	0	0	0	0	0	4	19	4.8	0	9	
1989	17	420	24.7	1	92	0	0	0.0	0	0	
1988	3	27	9.0	0	12	1	4	4.0	0	4	
1987	1	9	9.0	0	9	1	17	17.0	0	17	
<b>Totals</b>	<b>21</b>	<b>456</b>	<b>21.7</b>	<b>1</b>	<b>92</b>	<b>6</b>	<b>40</b>	<b>6.7</b>	<b>0</b>	<b>17</b>	



## 1991 DRAFT CHOICES



### MICHAEL STONEBREAKER 58

Linebacker

Notre Dame

Ht: 6-0

Wt: 226

Born: 1/14/67 in Baltimore, Maryland

Acquired: Ninth round (245th player) of 1991 draft.

**COLLEGE CAREER:** One of nation's premier defenders in 1988...Involved in car accident which caused him to miss entire 1989 season...Returned in 1990 and made several all-America teams.

**SENIOR** — Kodak first-team all-American; second-team by Football News...Started every game at inside linebacker...Led team with 95 tackles, including 56 solos...Also had three sacks and seven stops-for-loss...Returned after missing one season (20 months) to record eight tackles and interception in 28-24 win over Michigan...Interception, 11-yard sack, and eight tackles in 20-19 win over Michigan State...Season-high 15 tackles vs. Navy...**JUNIOR** — Sat out 1989 season after winter car accident which resulted in a dislocated right hip, broken right kneecap, and bruise to the brain causing double vision...**SOPHOMORE** — Consensus first-team all-America pick starting every game at inside linebacker...Second leading tackler with 104 stops...Also recorded two sacks and two interceptions...16 tackles in season opening win over Michigan followed by 17 tackles and interception the next week vs. Michigan State...Season-best 19 stops vs. Navy...Redshirted in 1987 after being ruled academically ineligible in August prior to season...**FRESHMAN** — Played in ten games, mostly on special teams, as true freshman...Seven tackles and interception when injury forced him into action vs. SMU...Five tackles vs. LSU in only start of season.

**PERSONAL:** Led John Curtis High in River Ridge, LA to 59-1 record in four years...Won three state championships after losing in title game as freshman...Three-time all-district choice; Louisiana Defensive Player of Year as senior...Father, Steve, played linebacker for Baltimore Colts (1964-66)...Arts and letters major...Given name Michael David Stonebreaker...Single.

#### Stonebreaker's College Stats

	Int-Yds	Tkls-Solo	FF	FR	PD	Sacks	TFL-Yds
1990 Irish	2-23	104-62	3	1	1	3	8-44
1989 Irish	Did not play — car accident						
1988 Irish	2-71	105-72	1	1	5	2	5-7
1987 Irish	Did not play — Redshirt						
1986 Irish	1-9	21-9	0	0	2	0	0-0
<b>Totals</b>	<b>5-103</b>	<b>230-143</b>	<b>4</b>	<b>2</b>	<b>8</b>	<b>5</b>	<b>13-51</b>

### HOME OF THE DOME

Chicago has drafted 1,117 players from 246 schools since the draft started in 1936. Notre Dame has been the Bears' main supplier, having produced 36 players over the 56 years. The top schools:

1. Notre Dame	36	3. Texas	23	5. Oklahoma	20
2. Ohio State	25	4. Stanford	22		





## 1991 DRAFT CHOICES

### TOM BACKES

98

Defensive Tackle      Oklahoma  
 Ht: 6-4                      Wt: 273  
 Born: 3/19/68 in El Paso, Texas  
 Acquired: Tenth round (272nd player) of 1991 draft.



**COLLEGE CAREER:** Started final two seasons at left defensive tackle after playing a reserve role his first two years.

**SENIOR** — Started first nine games before suffering knee injury and missing the final two games...Finished with 26 tackles (11 solo), two sacks, and four stops-for-loss...Five tackles and two sacks in season opener vs. UCLA...Season-high seven tackles in 31-17 win over Pittsburgh...**JUNIOR** — Missed final four games after suffering right knee sprain against Iowa State ...Finished season with 33 tackles and five sacks...Best collegiate game was vs. Texas: 10 tackles (six solo), two sacks, and a blocked kick...**SOPHOMORE** — Totaled 35 tackles, three sacks and four stops for losses in reserve role...Six tackles and sack in win over USC...Five tackles and a sack vs. Arizona...**FRESHMAN** — Saw limited action as reserve...Two sacks and three tackles in 65-0 win over Tulsa...Had just four other tackles in remainder of games...Redshirted in 1986.

**PERSONAL:** Tight end and linebacker at Coronado High School in El Paso...Rated one of country's top 100 prospects as senior...Communications major...Single.

	Backes' College Stats						
	Int-Yds	Tkls-Solo	FF	FR	PD	Sacks	TFL-Yds
1990 Sooners	0-0	26-11	1	0	2	2	4-9
1989 Sooners	0-0	33-18	1	0	2	5	5-40
1988 Sooners	0-0	35-17	0	0	3	3	4-24
1987 Sooners	0-0	8-5	0	0	0	2	4-25
1986 Sooners	Did not play — Redshirt						
<b>Totals</b>	<b>0-0</b>	<b>102-51</b>	<b>2</b>	<b>0</b>	<b>7</b>	<b>12</b>	<b>17-98</b>

### STACY LONG

65

Guard                      Clemson  
 Ht: 6-1                      Wt: 294  
 Born: 9/30/67 in Griffin, Georgia  
 Acquired: Eleventh round (301st player) of 1991 draft.



**COLLEGE CAREER:** Two-year starter at offensive tackle, but projected to play at guard for Bears.



## 1991 DRAFT CHOICES

**SENIOR** — First-team all-America selection by Sporting News, Football News, AP, UPI, and Football Writers of America...One of three finalists for the Outland Trophy, joining Michael Dean Perry (1987) as the only Tigers to advance that far in the voting...Named ACC Lineman of the Year...**JUNIOR** — Sporting News first-team all America; third team by AP...All-ACC first-team pick...Played entire season with hernia...**SOPHOMORE** — Reserve right tackle, but was on the field for 344 plays...**FRESHMAN** — Academically ineligible in 1987, but played in six games in 1986 as true freshman at left tackle...First true freshman since 1980 to start on the Tiger offensive line (vs. Georgia)...Did not play in the season's final five regular season games.

**PERSONAL:** Two-way lineman at Georgia's Griffin High...Parks, recreation and tourism major...Single.

### Long's College Stats

Games-Starts: 40-25 — 1990 (11-11); 1989 (12-12); 1988 (12-1); 1987 (Redshirt); 1986 (5-1)



## JOHN COOK

94

Defensive Tackle Washington

Ht: 6-4

Wt: 269

Born: 5/27/68 in Spokane, Washington

Acquired: Twelfth round (328th player) of 1991 draft.

**COLLEGE CAREER:** Two-year starter at middle guard in Washington's 5-2 defense.

**SENIOR** — Anchored the middle of the country's best rushing defense (66.8 yard per game)...Honorable mention all-Pac Ten...Winner of John P. Angle award as club's top defensive lineman...Played in the Japan Bowl following Huskies appearance in Rose Bowl...Had 35 tackles in regular season, including seven vs. Colorado and UCLA; six against California...Two tackles including one for-loss in Rose Bowl win over Iowa...Four tackles-for-loss and 1.5 sacks...**JUNIOR** — Started 10 of 12 games at middle guard...Played most of game in two non-starts, but team opened in different alignment...Started in Freedom Bowl, but saw limited action as extra linebacker was employed most of the game...Had 52 tackles to rank second among club's down linemen...Moved to middle guard in spring drills prior to season...**SOPHOMORE** — Played in all but five games as backup defensive tackle...Recorded two tackles vs. Arizona State and USC...**FRESHMAN** — Saw action in four games as defensive tackle...Redshirted as true freshman in 1986.

**PERSONAL:** All-state selection as two-way lineman at Washington's Olympia High School...Five QB sacks in one game as a senior...Three year letterman in basketball...English major with 3.2 GPA...Avid weightlifter...Single.

### Cook's College Stats

	Int-Yds	Tkls-Solo	FF	FR	PD	Sacks	TFL-Yds
1990 Huskies	0-0	37-19	0	1	2	1.5	5-13
1989 Huskies	0-0	52-26	0	1	1	2.0	2-5
1988 Huskies	0-0	4-3	0	0	0	0	0-0
1987 Huskies	0-0	1-0	0	0	0	0	1-1
1986 Huskies	Did not play — Redshirt						
<b>Totals</b>	<b>0-0</b>	<b>94-47</b>	<b>0</b>	<b>2</b>	<b>3</b>	<b>3.5</b>	<b>8-19</b>



## ROOKIE FREE AGENTS

**SCOTT ASMAN**                      **83**                      **TE**                      **6-3**                      **249**                      **West Chester, PA**

**Signed: 4/25/91**                      **Born: 6/28/69**

Caught 157 passes for 1,883 yards and 24 TDs in three seasons as Golden Rams starting tight end...Had 61 catches for 639 yards and nine TDs as senior...Used in offensive backfield in short yardage situations and scored two rushing TDs...Had eight five-or-more catch games as junior including eight receptions for 94 yards and four scores in 56-50 playoff loss to Portland State...Quarterback at Bensalem High (PA) where he also starred in baseball and basketball.

**SEAN BECKTON**                      **16**                      **WR**                      **5-11**                      **172**                      **Central Florida**

**Signed: 4/25/91**                      **Born: 9/9/68**

School record holder for most consecutive games with catch (42), career receptions (214), and career yards (2,805)...Scored four ways in 63-6 rout of Texas Southern: 33-yard TD pass, 11-yard run, 60-yard punt return, and 17-yard reception...Led club as sophomore with 74 catches for 1,030 yards and five TDs including 12 catches for 111 yards in season opener...Lettered in football, basketball, and baseball while at Seabreeze High in Ormand Beach, FL.

**RICHARD BOOKER**                      **64**                      **LB**                      **6-1**                      **236**                      **TCU**

**Signed: 4/25/91**                      **Born: 5/21/68**

Big play specialist with the ability to squat over 600 pounds...Logged 59 stops and 1.5 sacks in 1990...Top game came against Baylor recording 13 tackles and two quarterback pressures...Opened season with 10 tackle effort against Washington State...11 tackles versus Air Force and Baylor as junior...55 tackles as sophomore...Letter winner at McGregor (TX) High School.

**PETER BRANTLEY**                      **92**                      **LB**                      **6-4**                      **235**                      **Oregon**

**Signed: 4/25/91**                      **Born: 10/27/68**

First team all-Pac Ten as senior and participated in Senior Bowl and East-West Shrine Game...Started 30 of last 31 Ducks' contests...Finished with 173 tackles (108 solo), 26 tackles-for-loss, and 16.5 sacks...Career-best 11 stops against Washington as junior...Also registered two sacks in four games...Six tackles, including sack at UCLA, in just 29 plays as redshirt freshman in 1986...All-South Coast League as a tight end at California's Irvine High School.

**STEVE BROWN**                      **18**                      **WR**                      **6-1**                      **188**                      **Wake Forest**

**Signed: 4/25/91**                      **Born: 1/6/69**

Four year starter at split end and winner of the 1990-91 Arnold Palmer Award as Wake Forest's top male student-athlete...Fifth in school history with 122 career receptions for 1,678 yards...Season-high seven catches against North Carolina State...ACC champion in 55-meter hurdles in 1991...Represented USA in 1987 as member of Junior National team...Candidate to represent USA in hurdles in '92 Barcelona Olympics...Football and track standout at Gonzaga High School in Washington, DC.

**NIGEL CODRINGTON**                      **19**                      **WR**                      **6-2**                      **189**                      **Rice**

**Signed: 4/25/91**                      **Born: 8/20/68**

Starting cornerback who switched to wide receiver his senior year to better utilize his 4.4 40-yard speed...Tallied seven catches for 115 yards and one TD in '90...Blocked two extra points against national champ Notre Dame in 1988—one was returned by a teammate for the first ever Division I defensive touchdown (two points)...1989 SWC indoor champion in the high jump (7'1 3/4)...Runs lead-off leg of 4 x 100-meter relay squad with a best of 39.96...Football and track star at Ross S. Sterling (Baytown, TX) High School.





## ROOKIE FREE AGENTS

**TIM CROSS** 44 FB 6-2 239 Tennessee St.

Signed: 4/25/91 Born: 8/29/68

Led team in rushing his final two seasons...Gained 989 career yards while averaging 4.5 yards per carry and 309 yards on 36 receptions...92 yards on 14 carries vs. Mississippi Valley State...Third biggest rushing day in TSU history with 194 yards, including career-long 45-yarder, on 17 carries against Austin Peay as junior...Earned honorable mention all-state following senior campaign and was team MVP at Clarksville (TN) High School.

**ANTHONY CUMMINGS** 13 WR 5-8 180 Louisville

Signed: 5/27/91 Born: 1/1/69

Tops in school history with 25 career TDs and third with 1,562 yards...School record with five TDs vs. Cincinnati, one shy of NCAA mark...Season-high 10 TDs and 453 yards as senior...Led squad with five TD passes, third with 324 yards on 18 catches in junior campaign...Four for 102 against Tulsa...Returned 10 punts (8.0 avg.) and two kickoffs (7.5 avg.)...Three five-catch games as sophomore...Became starting receiver in Week 2 of freshman season...Finished season with 24 catches for five TDs and 359 yards...Returned six kickoffs for 85 yards...One of the Top Ten recruits from Detroit area while prepping at St. Martin DePorres High.

**RON FERGUSON** 47 CB 5-9 168 Texas Tech

Signed: 4/25/91 Born: 12/23/64

Talented corner with good quickness...47 stops, including two tackles-for-loss, and pair of interceptions as senior...Second on team with 11 passes defended as junior...Two-year starter at Blinn JC who saw immediate action with Red Raiders...Returned three punts for touchdowns at Blinn...Played football (receiver and free safety), track (won hurdles, high jump, and 400-relay), and basketball at Clements (TX) High School.

**TRE GILLER** 68 T 6-4 292 SMU

Signed: 4/25/91 Born: 6/10/67

Started all 22 games for SMU at right tackle...First-team all-SWC by Football News and club's top offensive lineman as senior...Pass blocking skills greatly aided SMU's run-and-shoot offense...Entered SMU in 1986, but transferred to Oklahoma for '87 and '88 season...Played in Orange Bowl national championship game losing to Miami...Lettered two seasons at OU before transferring back to SMU after '88...Has overcome dyslexia to play football and earn his degree...All-district and all-metro tackle at Richardson (TX) High School.

**JOHN HARDY** 38 CB 5-10 166 California

Signed: 4/25/91 Born: 6/11/68

Three year starter earning honorable mention all-Pac Ten honors following his fifth-year senior season...100-yard interception return for score vs. Wisconsin in 1990...Second team all-Pac Ten and nominee for Jim Thorpe award as junior...Redshirt in 1989 due to ankle and shoulder injuries...Defensive MVP of Pacific League after leading Muir to 13-1 mark (seven shutouts) and CIF-4A high school title...Also played tight end and returned punts...Basketball team's top defensive player as junior...Father, Charles, played wide receiver for Oakland Raiders 1960-62.

**ERIC IHNAT** 90 TE 6-3 239 Marshall (WV)

Signed: 4/25/91 Born: 8/18/68

First team all-America by Kodak, AP, and Walter Camp following senior season...Caught 55 passes for 592 yards and three touchdowns with a season-best 89 yards on nine receptions vs. Eastern Kentucky in 1990...Career-best 106 yards on just five balls including 38-yard TD as junior against Georgia Southern...Played tight end and linebacker at Watterson (Columbus, OH) High School.



## ROOKIE FREE AGENTS

**MICHAEL JOHNSON** 14 WR 6-0 190 Cal St.-Sac'mento

Signed: 4/25/91 Born: 1/14/69

Opened senior season with seven catches for 156 yards and three TDs against Division I level Pacific...Finished with just 16 catches for 277 yards when QB was injured and emphasis shifted to ground attack...Caught 15 passes for 285 yards and two scores as junior...Career-long 66-yard reception as sophomore...Runs 100-meters in 10.2, 200- in 21.1...All-Bay Valley by grabbing 42 passes for 884 yards and seven TDs as freshman at Solano College...Prepped at Fairfield High (CA).

**TIM LANCE** 48 S 6-0 202 E. Illinois

Signed: 4/25/91 Born: 1/22/69

Finished third in voting for the Walter Payton Trophy, the Division I-AA version of the Heisman...First-team all-American by AP...Two-time National Player of the Week by Sports Network and USA Today...Started 36 of 44 games finishing with 403 tackles, 232 solo, and eight interceptions...Second-highest single-season mark with 152 tackles as senior which included 25 stops against Western Kentucky...Scored 53-yard TD on fake punt...120 tackles and six interceptions as junior...Gateway Conference Player of the Week after 10 tackles, two forced fumbles, and sack vs. SW Missouri...Tied school record with 17 solos against Northern Iowa as freshman...Competed in football, basketball, track, and baseball at Illinois' Cuba High School.

**STEVE MONTGOMERY** 45 FB 6-1 238 Michigan State

Signed: 4/25/91 Born: 7/8/66

Co-captain as senior...Opened eight of nine games at fullback before breaking foot...Caught 14 passes for 85 yards and rushed eight times for 11 yards and one score as senior...Started eight games in 1988 catching 10 passes for 76 yards and running nine times for 37 yards...Strong blocker...Moved from tight end to fullback during 1987 spring drills...Made club as walk-on in '86...Prepped at Red Bank Regional High in New Jersey...Brother Greg punts for Houston Oilers.

**PATRICK MOORE** 68 DE 6-2 262 Cal Poly-SLO

Signed: 4/25/91 Born: 5/16/68

Western Conference Defensive Player of the Year and first-team Kodak all-America as senior...Led team with 75 stops, 9.5 sacks, and 14 tackles-for-loss...Conference Player of the Week with 10 tackles, two for-loss, a sack, fumble recovery, and pass defense in victory over Santa Clara...Transferred from Boise State University in '88...Offensive and defensive tackle in football and outfielder in baseball at Sam Barlow High in Gresham, Oregon...Married (Cheeri).

**QUINTIN PARKER** 43 S 6-0 195 Illinois

Signed: 4/25/91 Born: 1/23/68

Nominee for Jim Thorpe Award...Paced the 1990 secondary which ranked first in Big Ten pass efficiency and second in nation...Best senior game was 12 tackles and 45-yard TD return of a blocked field goal vs. Ohio State...Big Ten and Midwest Defensive Player of the Week honors vs. Wisconsin with 13 tackles and a 100-yard return of a blocked extra point (defensive touchdown for two points) in junior campaign...Missed most of 1988 with injuries; redshirted in 1987...Football, track, and basketball star at Webster Groves High School in Missouri.



## ROOKIE FREE AGENTS

**CHRIS REED** 58 G 6-3 272 SW Missouri

**Signed:** 4/25/91 **Born:** 3/25/68

Started 34 of 45 career games including all 25 in final two years...Anchored offensive line which averaged 260 yards in 12 games as senior...First-team all-Gateway Conference after second-team honors as junior...Paved the way for a Bruin backfield which finished second in Division I-AA with 315.5 rushing yards per game in 11 regular season games...Played in 10 of 11 games as freshman...Redshirted in 1986...All-conference and all-district performer on offense and defense at Hillsboro (MO) High School.

**CHARLES ROWE** 69 LB 6-1 220 Texas Tech.

**Signed:** 4/25/91 **Born:** 3/8/68

Finished second on team with 111 tackles as senior...Butkus Award nominee and all-SWC as a junior by leading team in tackles (119), solo (75), tackles-for-loss (6), pressures (18), recovered fumbles (3), and "big plays" (39)...Topped all SWC linebackers with seven passes defended...Best outing was a 20-tackle effort (13 solos) vs. Texas A&M...Saw action on special teams as freshman in '87...Redshirted in 1986...Team MVP as center at Ellison High in Killeen, TX.

**ERIC WENCKOWSKI** 64 C 6-2 265 N. Illinois

**Signed:** 4/25/91 **Born:** 7/21/68

Started 33 consecutive games at center including 11 as a senior on an offensive line that blocked for nation's top major college rushing offense (344.6 yards-per-game)...Starred in Huskies' 73-18 triumph over Fresno State when offense charted 806 yards in total offense in '90...Led offensive linemen in blocking grades in each of the final three seasons...Team Offensive Player of the Week vs. MTSU as sophomore...Medical redshirt in '87...Lettered as wrestling heavyweight first two years at NIU (1986-87)...Football MVP and fifth in state as wrestler at Leyden High in Franklin Park, IL.

**JOHN WILEY** 27 S 6-0 190 Auburn

**Signed:** 4/25/91 **Born:** 8/6/69

First-team all-SEC selection by UPI and second-team by AP as a senior...Led Auburn defensive backs with 104 stops (59 solo) and 10 passes defended...Had six 10-plus tackle games...Season-best 13 against Florida State and Alabama...SEC Defensive Player of the Week as junior with six tackles, two interceptions, and five passes defended vs. Georgia...Started two games at left corner and nine on right side as sophomore...Nickel back as freshman...Six interceptions and three punt returns for TDs as junior at Opelika High in Alabama.

**JAMES WILLIAMS** 71 DT 6-7 295 Cheyney St. (PA)

**Signed:** 4/25/91 **Born:** 3/29/68

All-Penn State Athletic Conference from 1987-90...Finished with 342 tackles, 235 solo, and 37.5 sacks...Had 92 stops and seven tackles-for-loss as senior...Also, nine passes defended, four forced fumbles, and two recovered fumbles...First-team Black College All-American with season-high 103 stops, 69 solos, and 15 sacks as junior...11 sacks in 1988 along with 76 tackles...PSAC Rookie of the Year as freshman in '87...Graduated from Allerdice High (PA).

**ERIC WRIGHT** 15 WR 6-0 197 Stephen F. Austin (TX)

**Signed:** 4/25/91 **Born:** 8/4/69

Winner of 1991 Ralph Todd award as school's best male athlete...Third in SFA history with 21 career TDs, fourth with 1,097 receiving yards, and sixth with 108 catches...One reception in last 32 games...Three 100-yard games as senior including 8-123 and three TDs vs. Louisiana Tech...Finished with 34 for 742 yards and 10 TDs in 1989...Five catches for 150 yards and two TDs including a 76-yarder vs. Sam Houston State in '89...Second on club with 27 receptions for 452 yards as sophomore...Prepped at Pittsburgh High in Texas.





## HOW THE BEARS WERE BUILT

YEAR	DRAFT	FREE AGENTS/WAIVERS	TRADE
1991			Eric Kumerow (Mia)
1990	<ul style="list-style-type: none"> <li>1. Mark Carrier</li> <li>2. Ron Cox</li> <li>3. Tim Ryan</li> <li>3. Peter Tom Willis</li> <li>6. John Mangum</li> <li>8. James Rouse</li> <li>9. Johnny Bailey</li> <li>11. Roman Matusz</li> </ul>	<ul style="list-style-type: none"> <li>James Lott</li> <li>Quintin Smith</li> <li>Brent Snyder</li> </ul>	
1989	<ul style="list-style-type: none"> <li>1. Trace Armstrong</li> <li>1. Donnell Woolford</li> <li>2. John Roper</li> <li>3. Jerry Fontenot</li> <li>4. Markus Paul</li> <li>5. Mark Green</li> </ul>	<ul style="list-style-type: none"> <li>Maury Buford (GB)</li> <li>Tom Waddle</li> <li>James Coley</li> </ul>	
1988	<ul style="list-style-type: none"> <li>1. Brad Muster</li> <li>1. Wendell Davis</li> <li>2. Dante Jones</li> <li>4. Jim Thornton</li> <li>6. Lemuel Stinson</li> <li>8. David Tate</li> </ul>	<ul style="list-style-type: none"> <li>Mickey Pruitt</li> </ul>	
1987	<ul style="list-style-type: none"> <li>1. Jim Harbaugh</li> <li>2. Ron Morris</li> </ul>	<ul style="list-style-type: none"> <li>Cap Boso (STL)</li> <li>John Wojciechowski</li> </ul>	
1986	<ul style="list-style-type: none"> <li>1. Neal Anderson</li> <li>8. Maurice Douglass</li> <li>11. Glen Kozlowski</li> </ul>		
1985	<ul style="list-style-type: none"> <li>1. William Perry</li> <li>4. Kevin Butler</li> <li>11. Jim Morrissey</li> </ul>		
1984	<ul style="list-style-type: none"> <li>2. Ron Rivera</li> <li>10. Shaun Gayle</li> </ul>		
1983	<ul style="list-style-type: none"> <li>1. Jim Covert</li> <li>4. Tom Thayer</li> <li>8. Richard Dent</li> <li>8. Mark Bortz</li> </ul>		
1982	<ul style="list-style-type: none"> <li>4. Dennis Gentry</li> </ul>		
1981	<ul style="list-style-type: none"> <li>1. Keith Van Horne</li> <li>2. Mike Singletary</li> </ul>	<ul style="list-style-type: none"> <li>Jay Hilgenberg</li> <li>Steve McMichael (NE)</li> </ul>	

Maury Buford originally joined the Bears in 1985 in a trade with the Chargers; Tom Thayer was drafted in 1983 but joined team in 1985 after playing in USFL; Brent Snyder was a seventh-round draftee who re-joined the club as a free agent in 1990; John Mangum was drafted in the sixth round of 1990 and re-joined the team as a free agent.



## 1991 BEARS VETERAN ROSTER

No	Name	Pos	Ht	Wt	Born	Exp	College	Acq
35	Anderson, Neal	RB	5-11	210	8/14/64	6	Florida	D1-86
93	Armstrong, Trace	DE	6-4	259	10/5/65	3	Florida	D1b-89
22	Bailey, Johnny	RB	5-9	180	3/17/67	2	Texas A & I	D9-90
62	Bortz, Mark	G	6-6	272	2/12/61	9	Iowa	D8-83
86	Boso, Cap	TE	6-3	240	9/10/63	5	Illinois	FA-87 (STL)
8	Buford, Maury	P	6-0	198	2/18/60	10	Texas Tech	W-89 (GB)
6	Butler, Kevin	K	6-1	185	7/24/62	7	Georgia	D4-85
20	Carrier, Mark	S	6-1	180	4/28/68	2	USC	D1-90
89	Coley, James	TE	6-3	270	4/13/67	2	Clemson	FA-89
74	Covert, Jim	T	6-4	278	3/22/60	9	Pittsburgh	D1-83
54	Cox, Ron	LB	6-2	242	2/27/68	2	Fresno State	D2b-90
82	Davis, Wendell	WR	5-11	188	1/3/66	4	LSU	D1-88
95	Dent, Richard	DE	6-5	268	12/13/60	9	Tennessee State	D8-83
37	Douglass, Maurice	DB	5-11	200	2/12/64	6	Kentucky	D8-86
67	Fontenot, Jerry	G	6-3	272	11/21/66	3	Texas A & M	D3-89
23	Gayle, Shaun	S	5-11	194	3/8/62	8	Ohio State	D10-84
29	Gentry, Dennis	WR	5-8	180	2/10/59	10	Baylor	D4-82
31	Green, Mark	RB	5-11	184	3/22/67	3	Notre Dame	D5a-89
4	Harbaugh, Jim	QB	6-3	204	12/23/64	5	Michigan	D1-87
63	Hilgenberg, Jay	C	6-3	260	3/21/60	11	Iowa	FA-81
53	Jones, Dante	LB	6-1	236	3/23/65	4	Oklahoma	D2-88
88	Kozlowski, Glen	WR	6-1	190	12/31/62	5	BYU	D11-86
70	Kumerow, Eric	DL	6-7	260	4-17-65	4	Ohio State	TR-91 (Mia)
22	Lott, James	DB	5-9	181	1/8/67	1	Clemson	FA-90
39	Mangum, John	CB	5-10	173	3/16/67	2	Alabama	D6-90
75	Matusz, Roman	T	6-4	270	5/10/67	1	Pittsburgh	D11b-90
76	McMichael, Steve	DT	6-2	268	10/17/57	12	Texas	FA-81 (NE)
84	Morris, Ron	WR	6-1	195	11/4/64	5	SMU	D2-87
51	Morrissey, Jim	LB	6-3	227	12/24/62	7	Michigan State	D11-85
25	Muster, Brad	FB	6-3	231	4/11/65	4	Stanford	D1-88
36	Paul, Markus	S	6-2	199	4/1/66	3	Syracuse	D4-89
72	Perry, William	DT	6-2	315	12/16/62	7	Clemson	D1-85
52	Pruitt, Mickey	LB	6-1	220	1/10/65	4	Colorado	FA-88
59	Rivera, Ron	LB	6-3	240	1/7/62	8	California	D2-84
55	Roper, John	LB	6-1	228	10/4/65	3	Texas A & M	D2a-89
30	Rouse, James	RB	6-1	220	12/18/66	2	Arkansas	D8b-90
96	Ryan, Tim	DT	6-4	268	9/8/67	2	USC	D3a-90
50	Singletary, Mike	LB	6-0	230	10/9/58	11	Baylor	D2-81
17	Smith, Quintin	WR	5-10	172	8/17/68	2	Kansas	FA-90
12	Snyder, Brent	QB	6-3	215	6/4/66	1	Utah State	D7-89
32	Stinson, Lemuel	CB	5-9	159	5/10/66	4	Texas Tech	D6-88
49	Tate, David	S	6-0	177	11/22/64	4	Colorado	D8-88
57	Thayer, Tom	G	6-4	270	8/16/61	7	Notre Dame	D4-83
80	Thornton, James	TE	6-2	242	2/8/65	4	Cal St.-Fullerton	D4-88
78	Van Horne, Keith	T	6-6	283	11/6/57	11	USC	D1-81
87	Waddle, Tom	WR	6-0	181	2/20/67	3	Boston College	FA-89
2	Willis, Peter Tom	QB	6-2	188	1/4/67	2	Florida State	D3b-90
73	Wojciechowski, John	G	6-4	270	7/30/63	5	Michigan State	FA-87
21	Woolford, Donnell	DB	5-9	187	1/6/66	3	Clemson	D1a-89



# 1991 BEARS ROOKIE ROSTER

No	Name	Pos	Ht	Wt	Born	College	Acq
83	Scott Asman	TE	6-3	249	6-28-69	West Chester (PA)	FA-91
98	Tom Backes	DE	6-4	273	3-19-68	Oklahoma	D10-91
16	Sean Beckton	WR	5-11	172	9-9-68	Central Florida	FA-91
64d	Richard Booker	LB	6-1	236	5-21-68	TCU	FA-91
92	Peter Brantley	LB	6-4	235	10-27-68	Oregon	FA-91
18	Steve Brown	WR	6-1	188	1-6-69	Wake Forest	FA-91
19	Nigel Codrington	WR	6-2	189	8-20-68	Rice	FA-91
94	John Cook	DT	6-4	269	5-27-68	Washington	D12-91
44	Tim Cross	FB	6-2	239	8-29-68	Tennessee State	FA-91
13	Anthony Cummings	WR	5-8	180	1-1-69	Louisville	FA-91
47	Ron Ferguson	CB	5-9	168	12-23-67	Texas Tech	FA-91
17	Chris Gardocki	P/K	6-1	194	2-7-70	Clemson	D3-91
68o	Tre Giller	T	6-4	292	6-10-67	SMU	FA-91
38	John Hardy	CB	5-10	166	6-11-68	California	FA-91
39	Larry Horton	DB	5-11	179	1-2-69	Texas A & M	D8-91
90	Eric Ihnat	TE	6-3	239	8-18-68	Marshall (WV)	FA-91
24	Joe Johnson	CB	5-8	186	10-6-67	North Carolina St.	D4-91
14	Michael Johnson	WR	6-0	190	1-14-69	Cal St.- Sacramento	FA-91
11	Paul Justin	QB	6-4	202	5-19-68	Arizona State	D7-91
48	Tim Lance	S	6-0	202	1-22-69	Eastern Illinois	FA-91
33	Darren Lewis	RB	5-10	219	11-7-68	Texas A & M	D6-91
65	Stacy Long	G	6-1	294	9-30-67	Clemson	D11-91
45	Steve Montgomery	FB	6-1	238	7-8-66	Michigan State	FA-91
68d	Patrick Moore	DE	6-2	262	5-16-68	Cal Poly-SLO	FA-91
81	Anthony Morgan	WR	6-0	195	11-15-67	Tennessee	D5-91
43	Quintin Parker	S	6-0	195	1-23-68	Illinois	FA-91
58o	Chris Reed	G	6-3	272	3-25-68	SW Missouri	FA-91
69	Charles Rowe	LB	6-1	220	3-8-68	Texas Tech	FA-91
58d	Michael Stonebreaker	LB	6-0	226	1-14-67	Notre Dame	D9-91
70	Stan Thomas	T	6-5	302	10-28-68	Texas	D1-91
64o	Eric Wencowski	C	6-2	265	7-21-68	Northern Illinois	FA-91
27	John Wiley	S	6-0	190	8-6-69	Auburn	FA-91
71	James Williams	DT	6-7	295	3-29-68	Cheyney State (PA)	FA-91
15	Eric Wright	WR	6-0	197	8-4-69	Steven F. Austin (TX)	FA-91
97	Chris Zorich	DT	6-1	267	3-13-69	Notre Dame	D2-91

## pro NUN see ay shun

Tom Backes	BACK is	Eric Ihnat	EE not
Cap Boso	BOW so	Eric Kumerow	COME uh row
Nigel Codrington	COD ring ton	Lemuel Stinson	Luh MUEL
Tre Giller	TREY	Tom Waddle	WA dull
Jerry Fontenot	FAHN tuh no	John Wojciechowski	wo ja HOW ski
		Zaven Yarialian	ya RAIL e in







# 1990 FINAL STANDINGS

## NATIONAL FOOTBALL CONFERENCE

## AMERICAN FOOTBALL CONFERENCE

### Eastern Division

	W	L	T	Pct.	PF	PA
*NY Giants	13	3	0	.813	335	211
**Philadelphia	10	6	0	.625	396	299
**Washington	10	6	0	.625	381	301
Dallas	7	9	0	.438	244	308
Phoenix	5	11	0	.313	268	396

### Central Division

*CHICAGO	11	5	0	.688	348	280
Tampa Bay	6	10	0	.375	264	367
Detroit	6	10	0	.375	373	413
Green Bay	6	10	0	.375	271	347
Minnesota	6	10	0	.375	351	326

### Western Division

*San Francisco	14	2	0	.875	353	239
**New Orleans	8	8	0	.500	274	275
LA Rams	5	11	0	.313	345	412
Atlanta	5	11	0	.313	348	365

### Eastern Division

	W	L	T	Pct.	PF	PA
*Buffalo	13	3	0	.813	428	263
**Miami	12	4	0	.750	336	242
Indianapolis	7	9	0	.438	281	353
NY Jets	6	10	0	.375	295	345
New England	1	15	0	.063	181	446

### Central Division

*Cincinnati	9	7	0	.563	360	352
**Houston	9	7	0	.563	405	307
Pittsburgh	9	7	0	.563	292	240
Cleveland	3	13	0	.594	228	462

### Western Division

*LA Raiders	12	4	0	.750	337	268
**Kansas City	11	5	0	.688	369	257
Seattle	9	7	0	.563	306	286
San Diego	6	10	0	.375	315	281
Denver	5	11	0	.313	331	374

\* Clinched division title; \*\* Wild Card for playoffs

- Cincinnati won the AFC Central bases on head-to-head record (3-1) vs. Houston (2-2) and Pittsburgh (1-3).
- Houston qualified for the Wild Card with a 8-4 conference record compared to Seattle's 7-5 and Pittsburgh's 6-6.
- Philadelphia finished second in the NFC East by having better divisional record (5-3) than Washington (4-4).
- In the NFC Central, Tampa Bay finished second with a 5-1 divisional record, net division points placed Detroit third (minus 8), and Green Bay fourth (minus 40), and the Vikings finished fifth with a 4-8 conference record.
- LA Rams finished ahead of Atlanta in the NFC West based on net division points (LA plus 1 and Atlanta minus 31).

## 1990 NFL POST-SEASON

(Paid attendance in parentheses; home team in CAPS)

### NFC First Round

Washington 20, PHILADELPHIA 6 (65,287)  
CHICAGO 16, New Orleans 6 (60,767)

### NFC Second Round

SAN FRANCISCO 28, Washington 10 (65,292)  
NY GIANTS 31, Chicago 3 (77,025)

### NFC Championship Game

NY Giants 15, SAN FRANCISCO 13 (66,334)

### AFC First Round

MIAMI 17, Kansas City 16 (67,276)  
CINCINNATI 41, Houston 14 (60,012)

### AFC Second Round

BUFFALO 44, Miami 34 (77,087)  
LA RAIDERS 20, Cincinnati 10 (92, 045)

### AFC Championship Game

BUFFALO 51, LA Raiders 3 (80,324)

### Super Bowl XXV at Tampa Stadium, Tampa, Florida

NY GIANTS (NFC) 20, Buffalo (AFC) 19 (73,813)

### AFC-NFC Pro Bowl at Honolulu, Hawaii

AFC 23, NFC 21 (50,345)



# 1990 FINAL STATISTICS

WON 11, LOST 5		(*Overtime)		
Sept. 9	W 17-0	Seattle	64,400	
Sept. 16	W 31-13	@ Green Bay	58,938	
Sept. 23	W 19-16	Minnesota	65,420	
Sept. 30	L 10-24	@ LA Raiders	80,156	
Oct. 7	W 27-13	Green Bay	59,929	
Oct. 14	W 38-9	LA Rams	59,383	
Oct. 28	W 31-21	@ Phoenix	71,233	
Nov. 4	W 26-6	@ Tampa Bay	68,555	
Nov. 11	W 30-24	Atlanta	62,855	
Nov. 18	W* 16-13	@ Denver	75,013	
Nov. 25	L 13-41	@ Minnesota	58,866	
Dec. 2	W* 23-17	Detroit	62,313	
Dec. 9	L 9-10	@ Washington	53,920	
Dec. 16	L 21-38	@ Detroit	67,759	
Dec. 23	W 27-14	Tampa Bay	46,456	
Dec. 29	L 10-21	Kansas City	60,262	

SCORING	TDs:	Ru-Pa-Rt	PAT	FG	S	Pts
Butler	0	0	0	36-37	26-37	0 114
Anderson	10	3	0	0-0	0-0	0 78
Muster	6	0	0	0-0	0-0	0 36
Harbaugh	4	0	0	0-0	0-0	0 24
Davis	0	3	0	0-0	0-0	0 18
Morris	0	3	0	0-0	0-0	0 18
Tomczak	2	0	0	0-0	0-0	0 12
Gentry	0	2	0	0-0	0-0	0 12
Boso	0	1	0	0-0	0-0	0 6
Green	0	1	0	0-0	0-0	0 6
Thornton	0	1	0	0-0	0-0	0 6
Jackson	0	0	1	0-0	0-0	0 6
Dent	0	0	1	0-0	0-0	0 6
Bailey	0	0	1	0-0	0-0	0 6
BEARS	22	14	3	36-38	26-37	0 348
OPPONENTS	10	19	2	28-31	22-28	0 280

	Bears	Opp
TOTAL FIRST DOWNS	295	256
Rushing	142	102
Passing	134	136
Penalty	19	18
3rd Down: Made-Att	81-221	65-188
3rd Down Pct.	36.7	34.6
4th Down: Made-Att	5-13	6-11
4th Down Pct.	38.5	54.5
POSSESSION AVG.	33:06	26:54
TOTAL NET YARDS	4980	4492
Avg. Per Game	311.3	280.8
Total Plays	1024	927
Avg. Per Play	4.9	4.8
NET YARDS RUSHING	2436	1572
Avg. Per Game	152.3	98.3
Total Rushes	551	391
NET YARDS PASSING	2544	2920
Avg. Per Game	159.0	182.5
Tackled-Yards Lost	43-283	41-300
Gross Yards	2827	3220
Att.-Completions	430-229	495-258
Completion Pct.	53.3	52.1
Had Intercepted	12	31
PUNTS-AVERAGE	78-39.4	74-37.9
NET PUNTING AVG.	33.5	31.7
PENALTIES-YARDS	75-615	84-676
FUMBLE-BALL LOST	29-14	38-14
TOUCHDOWNS	39	31
Rushing	22	10
Passing	14	19
Returns	3	2

SCORE BY PERIOD	1	2	3	4	OT	Tot
BEARS	54	156	70	59	9	348
OPPONENTS	59	80	53	88	0	280

**SACKS:** Dent 12.0, Armstrong 10.0, McMichael 4.0, Perry 4.0, Cox 3.0, Jones 2.0, Woolford 2.0, Pruitt 1.0, Singletary 1.0, Gayle 1.0, Roper 1.0, BEARS 41.0, OPPONENTS 43.0

RUSHING	No	Yds	Avg	Lg	TD
Anderson	260	1078	4.1	52	10
Muster	141	664	4.7	28	6
Harbaugh	51	321	6.3	17	4
Green	27	126	4.7	14	0
Bailey	26	86	3.3	9	0
Rouse	16	56	3.5	10	0
Gentry	11	43	3.9	11	0
Tomczak	12	41	3.4	14	2
Morris	2	26	13.0	16	0
Tate, L.	3	5	1.7	4	0
Perry	1	-1	-1.0	-1	0
Buford	1	-9	-9.0	-9	0
BEARS	551	2436	4.4	52	22
OPPONENTS	391	1572	4.0	25	10

RECEIVING	No	Yds	Avg	Lg	TD
Muster	47	452	9.6	48	0
Anderson	42	484	11.5	t50	3
Davis	39	572	14.7	51	3
Morris	31	437	14.1	t67	3
Gentry	23	320	13.9	t80	2
Thornton	19	254	13.4	32	1
Boso	11	135	12.3	25	1
Kozlowski	7	83	11.9	32	0
Green	4	26	6.5	t10	1
Waddle	2	32	16.0	23	0
Smith	2	20	10.0	12	0
Coley	1	7	7.0	7	0
Tomczak	1	5	5.0	5	0
BEARS	229	2827	12.3	t80	14
OPPONENTS	258	3220	12.5	t76	19



INTERCEPTIONS						KICKOFF RETURNS					
No	Yds	Avg	Lg	TD		No	Yds	Avg	Lg	TD	
Carrier	10	39	3.9	14	0	Bailey	23	363	15.8	30	0
Stinson	6	66	11.0	30	0	Gentry	18	388	21.6	59	0
Dent	3	21	7.0	15	0	Green	7	112	16.0	20	0
Woolford	3	18	6.0	9	0	Rouse	3	17	5.7	10	0
Paul	2	49	24.5	26	0	Roper	1	0	0.0	0	0
Rivera	2	13	6.5	13	0	Ryan	1	-1	-1.0	-1	0
Morrissey	2	12	6.0	12	0	Tate, L.	1	0	0.0	0	0
Gayle	2	5	2.5	5	0	BEARS	54	879	16.3	59	0
Jackson	1	45	45.0	145	1	OPPONENTS	73	1494	20.5	64	0
BEARS	31	268	8.6	145	1						
OPPONENTS	12	164	13.7	46	0						

PUNTING								
No	Yds	Avg	Net	TBIn20	Lg	B		
Burford	76	3073	40.4	33.5	7	22	59	2
BEARS	78	3073	39.4	33.5	7	22	59	2
OPP	74	2804	37.9	31.7	3	13	56	0

PUNT RETURNS						
Ret	FC	Yds	Avg	Lg	TD	
Bailey	36	13	399	11.1	195	1
BEARS	36	13	399	11.1	195	1
OPPONENTS	39	6	322	8.3	30	0

PASSING												
	Att	Cmp	Yds	Cmp%	Y/Att	TD	TD%	Int	Int%	Lg	Sack-Lost	Rating
Harbaugh	312	180	2178	57.7	6.98	10	3.2	6	1.9	180	31-206	81.9
Tomczak	104	39	521	37.5	5.01	3	2.9	5	4.8	48	11-70	43.8
Willis	13	9	106	69.2	8.15	1	7.7	1	7.7	18	1-7	87.3
Bailey	1	1	22	100.0	22.00	0	0.0	0	0.0	22	0-0	118.8
BEARS	430	229	2827	53.3	6.57	14	3.3	12	2.8	180	43-283	73.1
OPPONENT	495	258	3220	52.1	6.51	19	3.8	31	6.3	176	41-300	59.3

DEFENSE										
	Tackles	Solo	Assist	PD	FF	FR	Sack-Yds	Int-Yds		
Singletary	151	67	84	4	0	2	1-6	0		
Gayle	125	73	52	13	4	1	1-5	2-5		
Carrier	122	55	67	20	5	2	0	10-39		
Morrissey	109	54	55	9	1	2	0	2-12		
Armstrong	82	33	49	4	2	2	10-59	0		
Dent	81	43	38	13	2	3	12-101	3-21		
McMichael	71	39	32	4	0	0	4-22	0		
Perry	70	40	30	0	2	0	4-25	0		
Woolford	70	38	32	13	0	0	2-13	3-18		
Rivera	64	24	40	4	2	1	0	2-13		
Tate, D.	54	30	24	4	0	0	0	0		
Jackson	34	22	12	10	0	0	0	1-45		
Hampton	34	14	20	3	2	0	0	0		
Cox	28	15	3	1	1	0	3-25	0		
Stinson	25	14	11	15	0	0	0	6-66		
Roper	21	11	10	1	0	0	1-9	0		
Paul	21	11	10	2	0	0	0	2-49		
Mangum	13	9	4	1	1	0	0	0		
Pruitt	15	6	9	0	1	0	1-9	0		
Ryan	15	5	10	0	0	0	0	0		
Jones	9	6	3	0	1	0	2-21	0		
Washington	4	0	4	0	0	0	0	0		
Price	2	1	1	0	0	0	0	0		
Sanders	2	0	2	0	0	0	0	0		
Douglas	1	1	0	0	0	0	0	0		

Defense compiled from coaches watching game films.

KEY: PD-Passes Defended; FF-Forced Fumbles; FR-Fumbles Recovered

**GAME 1**  
**BEARS 17, SEATTLE 0**

Soldier Field (64,400)  
Sunday, September 9, 1990

SEATTLE	0	0	0	0-0
CHICAGO	3	7	0	7-17

**BEARS** — Butler 47-yard field goal (4 plays, 4 yards). **BEARS** — Anderson 17-yard run (Butler kick), (5-61). **BEARS** — Anderson 4-yard run (Butler kick), (10-96).

Team statistics	Seahawks	Bears
First downs .....	6	21
Total net yards .....	132	366
Rushes-yards .....	14-58	36-171
Att-comp-yds .....	27-12-74	29-21-195
Int-TDs .....	3-0	1-0
Punts-avg. ....	9-41.9	7-39.9
Penalties-yards .....	5-38	6-42
Fumbles-lost .....	1-0	1-0
Sacks-yards .....	1-8	3-17
Time of possession .....	20:21	39:39

**RUSHING**

**BEARS** — Anderson 20-101, Green 4-32, Muster 4-17, Harbaugh 4-13, Bailey 2-6, Gentry 1-4, Tomczak 1-(-2).

**SEAHAWKS** — Williams 8-45, Fenner 2-9, Loville 2-6, Krieg 1-1, Chadwick 1-(-3).

**RECEIVING**

**BEARS** — Gentry 5-44, Anderson 5-42, Morris 4-35, Muster 3-33, Thornton 1-17, Smith 1-12, Davis 1-11, Boso 1-9.

**SEAHAWKS** — Kane 4-46, Williams 5-28, Chadwick 2-15, Fenner 1-2.

**PASSING**

**BEARS** — Harbaugh 29-21-203, 1 int.

**SEAHAWKS** — Krieg 27-12-91, 3 int.

**INTERCEPTIONS**

**BEARS** — Paul 1-23, Stinson 1-8, Gayle 1-0.

**SEAHAWKS** — Bolcar 1-0.

**SACKS**

**BEARS** — Armstrong 2-8, Dent 1-9.

**SEAHAWKS** — Green 1-8.

**GAME 2**  
**BEARS 31, GREEN BAY 13**

Lambeau Field (58,938)  
Sunday, September 16, 1990

CHICAGO	0	17	7	7-31
GREEN BAY	7	3	3	0-13

**PACKERS** — Woodside 10-yard run (Jacke kick), (10 plays, 63 yards). **BEARS** — Butler 41-yard field goal (7-29). **BEARS** — Anderson 1-yard run (Butler kick), (7-29). **BEARS** — Harbaugh 2-yard run (Butler kick), (6-15). **PACKERS** — Jacke 37-yard field goal (8-48). **BEARS** — Morris 40-yard pass from Harbaugh (Butler kick), (3-71). **PACKERS** — Jacke 37-yard field goal (13-51). **BEARS** — Anderson 16-yard pass from Harbaugh (Butler kick), (11-80).

Team statistics	Packers	Bears
First downs .....	18	18
Total net yards .....	270	303
Rushes-yards .....	15-81	41-146
Att-comp-yds .....	40-22-189	11-16-157
Int-TDs .....	2-0	1-2
Punts-avg. ....	3-42.7	4-38.8
Penalties-yards .....	3-27	6-35
Fumbles-lost .....	6-3	0-0
Sacks-yards .....	2-4	6-44
Time of possession .....	24:23	35:37

**RUSHING**

**BEARS** — Anderson 21-71, Muster 5-19, Bailey 3-17, Rouse 5-14, Gentry 1-9, Harbaugh 3-8, Green 2-6, Tomczak 1-2.

**PACKERS** — Woodside 7-40, Dilweg 1-22, Fullwood 4-10, Haddix 3-9.

**RECEIVING**

**BEARS** — Gentry 3-42, Morris 1-40, Anderson 4-35, Thornton 1-23, Davis 2-21.

**PACKERS** — Weathers 6-62, Sharpe 4-57, Query 4-50, Kemp 3-35, Woodside 2-15, Fontenot 3-14.

**PASSING**

**BEARS** — Harbaugh 14-11-161, 2 TDs, 1 int.; Tomczak 2-0-0.

**PACKERS** — Dilweg 28-14-149, 1 int.; Majkowski 12-8-84, 1 int.

**INTERCEPTIONS**

**BEARS** — Carrier 1-5, Stinson 1-0.

**PACKERS** — Holmes 1-11.

**SACKS**

**BEARS** — Dent 2-19, Armstrong 2-7, Perry 1-9, Woolford 1-4.

**PACKERS** — Brock 1-3, Harris 1-1.



**GAME 3****BEARS 19, MINNESOTA 16**

Soldier Field (65,420)

Sunday, September 23, 1990

MINNESOTA	0	6	3	7-16
CHICAGO	3	10	3	3-19

**BEARS** — Butler 23-yard field goal (8 plays, 39 yards). **BEARS** — Butler 51-yard field goal (4-2). **VIKINGS** — Igwebuike 26-yard field goal (8-47). **BEARS** — Anderson 8-yard run (Butler kick), (9-55). **VIKINGS** — Igwebuike 24-yard field goal (3-38). **VIKINGS** — Igwebuike 22-yard field goal (12-66). **BEARS** — Butler 22-yard field goal (10-56). **VIKINGS** — Jones 17-yard pass from Wilson (Igwebuike kick), (13-80). **BEARS** — Butler 52-yard field goal (4-4).

Team statistics	Vikings	Bears
First downs	15	15
Total net yards	285	255
Rushes-yards	28-133	43-215
Att-comp-yds	28-13-152	16-5-40
Int-TDs	2-1	1-0
Punts-avg.	4-34.8	4-41.8
Penalties-yards	2-10	3-20
Fumbles-lost	3-0	0-0
Sacks-yards	1-3	2-7
Time of possession	25:37	34:23

**RUSHING**

**BEARS** — Anderson 23-91, Muster 14-90, Harbaugh 4-29, Green 2-5.

**VIKINGS** — Walker 18-72, Wilson 3-36, Fenney 4-24, Clark 2-1, Newsome 1-0.

**RECEIVING**

**BEARS** — Boso 1-25, Muster 1-12, Smith 1-8, Morris 1-2, Anderson 1-(-4).

**VIKINGS** — Jones 5-72, Carter 4-38, Jordan 1-38, Fenney 1-9, Walker 2-2.

**PASSING**

**BEARS** — Harbaugh 16-5-43, 1 int.

**VIKINGS** — Wilson 28-13-159, 1 TD, 1 int.

**INTERCEPTIONS**

**BEARS** — Stinson 1-21, Dent 1-6.

**VIKINGS** — Browner 1-21.

**SACKS**

**BEARS** — Armstrong 1-7, Dent 1-0.

**VIKINGS** — Thomas 1-3.

**GAME 4****LA RAIDERS 24, BEARS 10**

Los Angeles Coliseum (80,156)

Sunday, September 30, 1990

CHICAGO	7	3	0	0-10
LOS ANGELES	10	7	0	7-24

**RAIDERS** — Allen 1-yard run (Jaeger kick), (3 plays, 63 yards). **BEARS** — Gentry 80-yard pass from Harbaugh (Butler kick), (1-80). **RAIDERS** — Jaeger 27-yard field goal (10-96). **RAIDERS** — Townsend fumble recovery in endzone (Jaeger kick). **BEARS** — Butler 22-yard field goal (9-76). **RAIDERS** — Allen 3-yard run (Jaeger kick), (10-44).

Team statistics	Raiders	Bears
First downs	18	11
Total net yards	326	229
Rushes-yards	36-156	20-101
Att-comp-yds	15-8-170	21-10-128
Int-TDs	0-0	0-1
Punts-avg.	3-34.7	8-35.6
Penalties-yards	1-10	6-49
Fumbles-lost	4-2	2-1
Sacks-yards	6-66	1-8
Time of possession	32:57	27:03

**RUSHING**

**BEARS** — Anderson 6-26, Harbaugh 3-20, Bailey 6-19, Morris 1-16, Gentry 1-11, Muster 3-9.

**RAIDERS** — Allen 3-57, Bell 10-46, Smith 6-29, McCallum 3-9, Fernandez 1-9, Schroeder 3-8, Evans 1-(-2).

**RECEIVING**

**BEARS** — Gentry 1-80, Thornton 3-50, Muster 3-27, Waddle 1-23, Morris 1-8, Anderson 1-6.

**RAIDERS** — Gault 4-103, Fernandez 3-57, Horton 1-18.

**PASSING**

**BEARS** — Harbaugh 18-8-149, 1 TD; Tomczak 2-1-23; Bailey 1-1-22.

**RAIDERS** — Schroeder 15-8-178.

**INTERCEPTIONS**

**BEARS** — None.

**RAIDERS** — None.

**SACKS**

**BEARS** — Cox 1-8.

**RAIDERS** — Wallace 2-27, McDaniel 1-13, Townsend 1-9, Davis 1-8, Pickel .5-4.5, Charles .5-4.5.



**GAME 5****BEARS 27, GREEN BAY 13**

Soldier Field (59,929)

Sunday, October 7, 1990

GREEN BAY	3	3	0	7-13
CHICAGO	7	3	7	10-27

**PACKERS** — Jacke 38-yard field goal (6 plays, 27 yards). **BEARS** — Anderson 3-yard run (Butler kick), (16-80). **PACKERS** — Jacke 27-yard field goal (14-66). **BEARS** — Butler 50-yard field goal (9-45). **BEARS** — Tomczak 6-yard run (Butler kick), (3-17). **PACKERS** — Sharpe 76-yard pass from Majkowski (Jacke kick), (3-86). **BEARS** — Butler 51-yard field goal (4-8). **BEARS** — Boso 2-yard pass from Tomczak (Butler kick), (3-55).

Team statistics	Packers	Bears
First downs	10	21
Total net yards	237	353
Rushes-yards	15-32	42-202
Att-comp-yds	39-12-205	28-15-151
Int-TDs	2-1	1-1
Punts-avg.	7-36.3	5-36.2
Penalties-yards	5-45	9-55
Fumbles-lost	4-1	1-1
Sacks-yards	3-14	1-6
Time of possession	22:13	37:47

**RUSHING**

**BEARS** — Anderson 21-141, Muster 11-27, Tomczak 3-15, Harbaugh 2-9, Bailey 3-8, Gentry 1-3, Perry 1-(-1).  
**PACKERS** — Majkowski 6-15, Haddix 4-13, Thompson 2-6, Woodside 1-1, Fullwood 2-(-3).

**RECEIVING**

**BEARS** — Muster 5-51, Thornton 3-43, Anderson 1-29, Kozlowski 2-17, Boso 2-10, Gentry 1-9, Morris 1-6.  
**PACKERS** — Sharpe 5-129, Weathers 3-46, Query 1-22, Workman 1-8, Kemp 1-5, Thompson 1-1.

**PASSING**

**BEARS** — Harbaugh 8-6-73; Tomczak 20-9-92, 1 TD, 1 int.  
**PACKERS** — Majkowski 39-12-211, 1 TD, 2 int.

**INTERCEPTIONS**

**BEARS** — Stinson 1-30, Morrissey 1-12.

**PACKERS** — Stephen 1-0.

**SACKS**

**BEARS** — Dent 1-6.

**PACKERS** — Noble 1-10, Brock 1-3, Harris 1-1.

**GAME 6****BEARS 38, LA RAMS 9**

Soldier Field (59,383)

Sunday, October 14, 1990

LOS ANGELES	0	0	6	3-9
CHICAGO	14	14	3	7-38

**BEARS** — Anderson 12-yard run (Butler kick), (12 plays, 88 yards). **BEARS** — Harbaugh 12-yard run (Butler kick), (5-36). **BEARS** — Morris 18-yard pass from Harbaugh (Butler kick), (9-62). **BEARS** — Muster 13-yard run (Butler kick), (9-70). **BEARS** — Butler 27-yard field goal (8-55). **RAMS** — McGee 11-yard pass from Everett (Lansford kick failed), (8-80). **RAMS** — Lansford 35-yard field goal (13-58). **BEARS** — Anderson 15-yard run (Butler kick), (4-56).

Team statistics	Rams	Bears
First downs	15	22
Total net yards	267	402
Rushes-yards	19-88	35-154
Att-comp-yds	36-15-179	26-18-248
Int-TDs	1-0	1-2
Punts-avg.	4-38	2-44.5
Penalties-yards	4-42	3-20
Fumbles-lost	0-0	0-0
Sacks-yards	0-0	1-13
Time of possession	25:10	34:50

**RUSHING**

**BEARS** — Anderson 14-64, Muster 7-39, Rouse 4-22, Harbaugh 3-16, Bailey 4-9, Tate 3-5.  
**RAMS** — Gary 12-47, Green 5-20, Delpino 1-12, Warner 1-9.

**RECEIVING**

**BEARS** — Anderson 4-69, Boso 5-68, Morris 3-36, Kozlowski 1-32, Muster 2-27, Gentry 3-16.  
**RAMS** — Anderson 1-53, Ellard 3-47, Gary 5-36, Cox 2-30, Johnson 2-15, McGee 2-11.

**PASSING**

**BEARS** — Harbaugh 25-18-248, 2 TDs; Tomczak 1-0-0.  
**RAMS** — Everett 31-13-187, 1 TD, 1 int.; McGee 1-1-1; Long 4-1-4.

**INTERCEPTIONS**

**BEARS** — Woolford 1-9.

**RAMS** — None.

**SACKS**

**BEARS** — McMichael 1-13.

**RAMS** — None.

**GAME 7**  
**BEARS 31, PHOENIX 21**

Sun Devil Stadium (71,233)  
Sunday, October 28, 1990

CHICAGO	7	21	0	3-31
PHOENIX	0	7	7	7-21

**BEARS** — Anderson 2-yard run (Butler kick), (6 plays, 84 yards). **BEARS** — Harbaugh 1-yard run (Butler kick), (7-20). **BEARS** — Harbaugh 67-yard pass to Morris (Butler kick), (1-67). **BEARS** — Anderson 2-yard run (Butler kick), (8-66). **CARDINALS** — Smith 3-yard pass from Rosenbach (Del Greco kick), (8-73). **CARDINALS** — Johnson 21-yard run (Jaeger kick), (10-44). **BEARS** — Butler 33-yard field goal (15-49). **CARDINALS** — Green 40-yard pass from Rosenbach (Del Greco kick), (5-70).

Team statistics	Cardinals	Bears
First downs .....	19	20
Total net yards .....	331	382
Rushes-yards .....	19-108	41-223
Att-comp-yds .....	31-18-223	14-9-159
Int-TDs .....	1-2	1-1
Punts-avg. ....	4-41.2	2-54.0
Penalties-yards .....	8-75	1-10
Fumbles-lost .....	0-0	4-0
Sacks-yards .....	1-7	4-33
Time of possession .....	25:33	34:27

**RUSHING**

**BEARS** — Muster 12-99, Anderson 20-74, Harbaugh 5-24, Gentry 2-12, Morris 1-10, Bailey 1-4.

**CARDINALS** — Johnson 16-74, Rosenbach 3-34.

**RECEIVING**

**BEARS** — Morris 3-93, Anderson 3-55, Gentry 1-6, Muster 1-6, Thornton 1-6.

**CARDINALS** — Green 5-89, Proehl 4-75, Smith 4-36, Jones 2-36, Johnson 3-20.

**PASSING**

**BEARS** — Harbaugh 14-9-166, 1 TD, 1 int.

**CARDINALS** — Rosenbach 30-18-256, 2 TDs; Johnson 1-0-0 1 int.

**INTERCEPTIONS**

**BEARS** — Carrier 1-14.

**CARDINALS** — Young 1-3.

**SACKS**

**BEARS** — Dent 1-10, Perry 1-9, Armstrong 1-8, Singletary 1-6.

**CARDINALS** — Jax 1-7.

**GAME 8**  
**BEARS 26, TAMPA BAY 6**

Tampa Stadium (68,555)  
Sunday, November 4, 1990

CHICAGO	0	17	9	0-26
TAMPA BAY	0	0	0	6-6

**BEARS** — Muster 12-yard run (Butler kick), (6-60). **BEARS** — Anderson 1-yard run (Butler kick), (2-22). **BEARS** — Butler 30-yard field goal (6-41). **BEARS** — Gentry 19-yard pass from Harbaugh (kick failed), (10-80). **BEARS** — Butler 22-yard field goal (10-41). **BUCCANEERS** — Perkins 5-yard pass from Testaverde (snap fumbled), (7-74).

**Team statistics Buccaneers Bears**

First downs .....	9	21
Total net yards .....	205	378
Rushes-yards .....	20-92	38-187
Att-comp-yds .....	24-10-125	26-15-191
Int-TDs .....	5-1	0-1
Punts-avg. ....	4-36.3	2-36.5
Penalties-yards .....	5-50	3-20
Fumbles-lost .....	2-1	4-3
Sacks-yards .....	5-35	3-36
Time of possession .....	21:35	38:25

**RUSHING**

**BEARS** — Muster 9-78, Anderson 17-59, Harbaugh 4-27, Bailey 2-13, Green 3-8, Rouse 2-4, Gentry 1-(-2).

**BUCCANEERS** — Anderson 10-57, Testaverde 4-27, Cobb 5-7, Perking 1-1.

**RECEIVING**

**BEARS** — Davis 3-59, Anderson 5-48, Muster 4-43, Gentry 2-38, Morris 1-38.

**BUCCANEERS** — Carrier 3-59, Perkins 2-39, Hall 3-38, Cobb 2-13.

**PASSING**

**BEARS** — Harbaugh 23-14-213, 1 TD; Tomczak 3-1-13.

**BUCCANEERS** — Testaverde 23-10-149, 1 TD, 5 int.

**INTERCEPTIONS**

**BEARS** — Carrier 2-12, Dent 1-15, Gayle 1-5, Rivera 1-0.

**BUCCANEERS** — None.

**SACKS**

**BEARS** — Armstrong 1-17, Dent 1-12, McMichael 1-7.

**BUCCANEERS** — Thomas 2-11, Murphy 1-8, McCants 1-8, Newton 1-8.



**GAME 9**  
**BEARS 30, ATLANTA 24**

Soldier Field (62,855)  
Sunday, November 11, 1990

ATLANTA	3	0	7	14-24
CHICAGO	0	17	7	6-30

**FALCONS** — Davis 36-yard field goal, (4-6).  
**BEARS** — Butler 21-yard field goal (12-32).  
**BEARS** — Anderson 8-yard run (Butler kick), (7-55). **BEARS** — Davis 8-yard pass from Harbaugh (Butler kick), (8-63). **BEARS** — Muster 1-yard run (Butler kick), (6-55).  
**FALCONS** — Johnson 5-yard pass from Miller (Davis kick), (13-68). **FALCONS** — Broussard 1-yard run (Davis kick) (4-12). **BEARS** — Jackson 45-yard interception return (snap fumbled) (0-45). **FALCONS** — Rison 11-yard pass from Miller (Davis kick), (5-81).

Team statistics	Falcons	Bears
First downs .....	17	19
Total net yards .....	276	287
Rushes-yards .....	18-49	35-100
Att-comp-yds .....	49-28-227	33-14-187
Int-TDs .....	4-2	1-1
Punts-avg. ....	5-39.8	7-32.7
Penalties-yards .....	9-71	4-68
Fumbles-lost .....	3-1	2-1
Sacks-yards .....	1-8	2-12
Time of possession .....	29:49	30:11

**RUSHING**

**BEARS** — Harbaugh 6-47, Anderson 14-22, Muster 11-21, Tomczak 2-12, Gentry 1-7, Buford 1-(-9).

**FALCONS** — Jones 6-17, Johnson 4-16, Broussard 5-12, Miller 2-2, Rozier 1-2.

**RECEIVING**

**BEARS** — Davis 5-105, Muster 3-25, Boso 1-19, Thornton 2-17, Morris 2-15, Anderson 1-14.

**FALCONS** — Dixon 5-53, Haynes 4-48, Rison 6-47, Collins 2-27, Johnson 4-24, Broussard 3-20, Milling 2-11, Jones 2-9.

**PASSING**

**BEARS** — Harbaugh 28-14-195, 1 TD; Tomczak 5-0-0, 1 int.

**FALCONS** — Miller 49-28-239, 2 TD, 4 int.

**INTERCEPTIONS**

**BEARS** — Stinson 2-7, Jackson 1-45, Carrier 1-5.

**FALCONS** — Case 1-0.

**SACKS**

**BEARS** — Dent 2-12.

**FALCONS** — Tuggle 1-8.

**GAME 10**

**BEARS 16, DENVER 13 (OT)**

Mile High Stadium (75, 013)  
Sunday, November 18, 1990

CHICAGO	0	3	10	0	3-16
DENVER	3	3	0	7	0-13

**BRONCOS** — Treadwell 27-yard field goal, (10-48). **BEARS** — Butler 37-yard field goal (15-61). **BRONCOS** — Treadwell 24-yard field goal, (15-79). **BEARS** — Butler 32-yard field goal (9-20). **BEARS** — Muster 10-yard run (Butler kick), (7-40). **BRONCOS** — Elway 9-yard run (Treadwell kick), (8-70). **BEARS** — Butler 44-yard field goal (4-7).

Team statistics	Broncos	Bears
First downs .....	21	21
Total net yards .....	330	343
Rushes-yards .....	27-108	45-204
Att-comp-yds .....	41-24-222	29-13-139
Int-TDs .....	1-0	0-0
Punts-avg. ....	7-41.1	8-44.8
Penalties-yards .....	6-35	6-33
Fumbles-lost .....	3-1	1-0
Sacks-yards .....	2-8	6-40
Time of possession .....	33:12	40:02

**RUSHING**

**BEARS** — Anderson 28-111, Muster 11-48, Harbaugh 4-37, Rouse 1-8, Gentry 1-0.

**BRONCOS** — Humphrey 23-83, Elway 2-19, Bratton 2-6.

**RECEIVING**

**BEARS** — Muster 6-47, Morris 2-42, Anderson 2-28, Davis 2-20, Thornton 1-10.

**BRONCOS** — Jackson 3-66, Humphrey 6-64, Young 4-38, Nattiel 3-38, Johnson 4-31, Bratton 2-13, Kay 1-8, Verhulst 1-4.

**PASSING**

**BEARS** — Harbaugh 28-13-147; Tomczak 1-0-0.

**BRONCOS** — Elway 41-24-262, 1 int.

**INTERCEPTIONS**

**BEARS** — Morrissey 1-0.

**BRONCOS** — None.

**SACKS**

**BEARS** — Cox 2-17, Dent 1-13, Gayle 1-5, Armstrong 1-4, Perry 1-1.

**BRONCOS** — Atwater 1-5, Fletcher 1-3.



**GAME 11**  
**MINNESOTA 41, BEARS 13**

HHH Metrodome (58,866)  
Sunday, November 25, 1990

CHICAGO	0	3	7	3-13
MINNESOTA	13	21	7	0-41

**VIKINGS** — Reveiz 41-yard field goal, (4-8).  
**VIKINGS** — Reveiz 45-yard field goal (4-3).  
**VIKINGS** — Walker 2-yard run (Reveiz kick), (9-51). **VIKINGS** — Walker 17-yard pass from Gannon (Reveiz kick), (8-66). **VIKINGS** — Jones 5-yard pass from Gannon (Reveiz kick), (3-31).  
**BEARS** — Butler 40-yard field goal (9-49).  
**VIKINGS** — Carter 22-yard pass from Gannon (Reveiz kick), (8-74). **VIKINGS** — Merriweather 33-yard fumble return (Reveiz kick), (0-33).  
**BEARS** — Green 10-yard pass from Harbaugh (Butler kick), (10-59). **BEARS** — Butler 43-yard field goal (13-55).

Team statistics	Vikings	Bears
First downs .....	20	19
Total net yards .....	246	266
Rushes-yards .....	32-101	29-107
Att-comp-yds .....	19-12-145	20-31-159
Int-TDs .....	0-3	0-1
Punts-avg. ....	3-38.3	3-47.0
Penalties-yards .....	4-20	8-61
Fumbles-lost .....	0-0	4-3
Sacks-yards .....	7-41	1-1
Time of possession .....	26:04	33:56

**RUSHING**

**BEARS** — Anderson 17-48, Muster 8-43, Green 2-17, Gentry 1-2, Bailey 1-(-3).  
**VIKINGS** — Walker 16-58, Gannon 3-19, Anderson 9-16, Dozier 1-4, Wilson 2-2, Smith 1-2.

**RECEIVING**

**BEARS** — Davis 6-76, Anderson 7-57, Muster 3-26, Green 3-25, Morris 1-16.  
**VIKINGS** — Jones 3-39, C. Carter 2-26, Jordan 2-24, A. Carter 1-22, Walker 1-17, Anderson 2-9, Lewis 1-9.

**PASSING**

**BEARS** — Harbaugh 26-17-157, 1 TD; Tomczak 5-3-43.  
**VIKINGS** — Gannon 19-12-146, 3 TDs.

**INTERCEPTIONS**

**BEARS** — None.  
**VIKINGS** — None.

**SACKS**

**BEARS** — Armstrong 1-1.  
**VIKINGS** — Doleman 2.5-15, Merriweather 1.5-10, Browner 1-9, Thomas 1-5, Noga 1-2.

**GAME 12**  
**BEARS 23, DETROIT 17 (OT)**

Soldier Field (62,313)  
Sunday, December 2, 1990

DETROIT	7	3	0	7	0-17
CHICAGO	0	14	0	3	6-23

**LIONS** — Peete 1-yard run (Murray kick), (7-80). **BEARS** — Muster 6-yard run (Butler kick) (10-44). **LIONS** — Murray 34-yard field goal (7-30). **BEARS** — Harbaugh 2-yard run (Butler kick), (9-71). **LIONS** — Johnson 22-yard pass from Gagliano (Murray kick), (7-51). **BEARS** — Butler 19-yard field goal (9-67). **BEARS** — Anderson 50-yard pass from Harbaugh (10-80).

Team statistics	Lions	Bears
First downs .....	17	20
Total net yards .....	296	361
Rushes-yards .....	27-92	34-164
Att-comp-yds .....	37-18-204	39-23-197
Int-TDs .....	1-1	0-1
Punts-avg. ....	6-40.2	8-34.8
Penalties-yards .....	6-42	4-40
Fumbles-lost .....	1-1	3-0
Sacks-yards .....	2-11	2-25
Time of possession .....	32:24	38:33

**RUSHING**

**BEARS** — Muster 14-70, Anderson 15-47, Harbaugh 5-47.  
**LIONS** — Sanders 17-61, Gagliano 7-24, Peete 3-7.

**RECEIVING**

**BEARS** — Anderson 3-66, Muster 7-50, Morris 5-39, Davis 3-27, Thornton 3-21, Boso 1-4, Green 1-1.  
**LIONS** — Clark 3-89, Johnson 7-59, Greer 4-37, Sanders 2-32, Farr 1-7, Matthews 1-5.

**PASSING**

**BEARS** — Harbaugh 39-23-208, 1 TD  
**LIONS** — Peete 18-8-101; Gagliano 19-10-128, 1 TD, 1 int.

**INTERCEPTIONS**

**BEARS** — Rivera 1-13.  
**LIONS** — None.

**SACKS**

**BEARS** — Dent 1-18, Armstrong 1-7.  
**LIONS** — Owens 1-7, Cofer 1-4

**GAME 13****WASHINGTON 10, BEARS 9**

RFK Memorial Stadium (53,920)

Sunday, December 9, 1990

CHICAGO	3	6	0	0—9
WASHINGTON	0	0	7	3—10

**BEARS** — Butler 29-yard field goal, (10-69).**BEARS** — Butler 23-yard field goal, (11-61).**BEARS** — Butler 46-yard field goal, (9-39).**REDSKINS** — Clark 8-yard pass from Rypien(Lohmiller kick), (12-72). **REDSKINS** —

Lohmiller 35-yard field goal, (4-7).

Team statistics	Redskins	Bears
First downs .....	15	18
Total net yards .....	288	288
Rushes-yards .....	31-151	27-107
Att-comp-yds .....	25-12-137	33-17-181
Int-TDs .....	5-1	2-0
Punts-avg. ....	3-32.3	5-38.8
Penalties-yards .....	8-71	3-25
Fumbles-lost .....	0-0	2-1
Sacks-yards .....	2-6	2-11
Time of possession .....	30:11	29:49

**RUSHING****BEARS** — Anderson 11-57, Harbaugh 6-30, Muster 9-23, Gentry 1-(-3).**REDSKINS** — Byner 28-121, Mitchell 3-30.**RECEIVING****BEARS** — Davis 7-96, Anderson 2-30, Gentry 3-29, Kozlowski 2-12, Muster 2-11, Waddle 1-9.**REDSKINS** — Clark 6-85, Sanders 2-23, Monk 1-16, Bryant 1-9, Johnson 1-9, Byner 1-6.**PASSING****BEARS** — Harbaugh 33-17-187, 2 int.**REDSKINS** — Rypien 25-12-148, 1 TDs, 5 int.**INTERCEPTIONS****BEARS** — Carrier 3-3, Paul 1-26, Woolford 1-9.**REDSKINS** — Edwards 1-33, Johnson 1-0.**SACKS****BEARS** — Roper 1-9, Dent 1-2.**REDSKINS** — Mann 1-5, Collins 1-1.**GAME 14****DETROIT 38, BEARS 21**

Pontiac Silverdome (67,759)

Sunday, December 16, 1990

CHICAGO	7	0	7	7—21
DETROIT	0	21	7	10—38

**BEARS** — Muster 1-yard run (Butler kick), (5-31). **LIONS** — Clark 20-yard pass from Peete(Murray kick), (9-71). **LIONS** — Johnson 44-

yard pass from Peete (Murray kick), (6-85).

**LIONS** — Clark 1-yard pass from Peete (Murraykick), (5-68). **BEARS** — Dent 45-yard fumblerecovery (Butler kick), (0-45). **LIONS** — Greer

68-yard pass from Peete (Murray kick), (5-83).

**LIONS** — Sanders 1-yard run (Murray kick), (6-49). **LIONS** — Murray 26-yard field goal (4-9).**BEARS** — Davis 8-yard pass from Willis (Butler

kick), (10-76).

Team statistics	Lions	Bears
First downs .....	20	19
Total net yards .....	411	225
Rushes-yards .....	24-101	30-137
Att-comp-yds .....	27-18-310	28-15-88
Int-TDs .....	2-4	1-1
Punts-avg. ....	3-34.0	6-46.0
Penalties-yards .....	9-83	7-72
Fumbles-lost .....	3-1	1-1
Sacks-yards .....	6-50	1-6
Time of possession .....	25:33	34:27

**RUSHING****BEARS** — Anderson 22-100, Muster 4-15, Harbaugh 4-15, Green 2-7.**LIONS** — Sanders 18-67, Peete 5-32, Wilder 1-2.**RECEIVING****BEARS** — Gentry 3-49, Morris 4-46, Davis 2-19, Anderson 2-10, Muster 2-1, Kozlowski 1-8, Thornton 1-5.**LIONS** — Clark 5-84, Greer 1-68, Matthews 2-64, Johnson 6-59, Sanders 2-26, Campbell 1-10, Farr 1-5.**PASSING****BEARS** — Harbaugh 11-4-28; Tomczak 9-4-26, 1 int.; Willis 8-7-84, 1 TD.**LIONS** — Peete 27-18-316 4 TDs, 2 int.**INTERCEPTIONS****BEARS** — Carrier 1-0, Dent 1-0.**LIONS** — Irvin 1-22.**SACKS****BEARS** — Perry 1-6.**LIONS** — Cofer 2-13, Crockett 1-14, Blades 1-10, Hayworth 1-7, Hunter 1-6.



**GAME 15**  
**BEARS 27, TAMPA BAY 14**  
 Soldier Field (46,456)  
 Sunday, December 23, 1990

TAMPA BAY	7	0	0	7-14
CHICAGO	0	14	10	3-27

**BUCCANEERS** — Carrier 5-yard pass from Testaverde (Christie kick), (8-58). **BEARS** — Tomczak 1-yard run (Butler kick), (7-44). **BEARS** — Davis 18-yard pass from Tomczak (Butler kick), (6-89). **BEARS** — Thornton 12-yard pass from Tomczak (Butler kick), (6-52). **BEARS** — Butler 46-yard field goal (5-24). **BEARS** — Butler 43-yard field goal (9-38). **BUCCANEERS** — Hill 4-yard pass from Testaverde (Christie kick), (9-85).

Team statistics	Buccaneers	Bears
First downs	13	24
Total net yards	209	368
Rushes-yards	26-99	35-119
Att-comp-yds	25-11-110	38-18-249
Int-TDs	2-2	3-2
Punts-avg.	6-32.7	3-33.0
Penalties-yards	4-30	4-51
Fumbles-lost	4-1	1-0
Sacks-yards	2-12	4-25
Time of possession	24:30	35:30

**RUSHING**

**BEARS** — Muster 14-50, Green 11-45, Bailey 4-13, Rouse 4-8, Tomczak 2-3.

**BUCCANEERS** — Cobb 10-40, Harvey 8-37, Testaverde 5-17, Chandler 2-8, Anderson 1-(-3).

**RECEIVING**

**BEARS** — Muster 5-93, Davis 6-88, Thornton 2-30, Morris 1-17, Kozlowski 1-14, Gentry 1-7, Coley 1-7, Tomczak 1-5.

**BUCCANEERS** — Carrier 3-57, Hill 3-44, Cobb 2-13, Hall 1-9, Harvey 1-9, Anderson 1-4.

**PASSING**

**BEARS** — Tomczak 33-16-239, 2 TDs, 2 int.; Willis 5-2-22, 1 int.

**BUCCANEERS** — Testaverde 21-9-111 2 TDs, 2 int.; Chandler 4-2-24.

**INTERCEPTIONS**

**BEARS** — Carrier 1-0, Woolford 1-0.

**BUCCANEERS** — Hamilton 2-28, Reynolds 1-46.

**SACKS**

**BEARS** — McMichael 2-2, Jones 1-14, Woolford 1-9.

**BUCCANEERS** — Skow 1-7, McCants 1-5.

**GAME 16**  
**KANSAS CITY 21, BEARS 10**  
 Soldier Field (60,262)  
 Saturday, December 29, 1990

KANSAS CITY	6	6	6	3-21
CHICAGO	3	7	0	0-10

**CHIEFS** — Lowery 19-yard field goal (8-69). **BEARS** — Butler 24-yard field goal (12-69). **CHIEFS** — Lowery 30-yard field goal (5-33). **CHIEFS** — Lowery 43-yard field goal (12-55). **BEARS** — Bailey 95-yard punt return (Butler kick), (0-95). **CHIEFS** — Lowery 32-yard field goal (11-59). **CHIEFS** — Okoye 3-yard run (kick failed) (12-66). **CHIEFS** — Lowery 38-yard field goal (4-2-2).

Team statistics	Chiefs	Bears
First downs	23	6
Total net yards	383	176
Rushes-yards	41-123	20-101
Att-comp-yds	32-25-260	23-5-75
Int-TDs	0-0	0-0
Punts-avg.	3-34.0	4-40.3
Penalties-yards	5-27	2-14
Fumbles-lost	3-2	3-3
Sacks-yards	2-10	2-16
Time of possession	41:48	18:12

**RUSHING**

**BEARS** — Anderson 11-68, Muster 5-16, Tomczak 3-11, Green 1-6.

**CHIEFS** — Word 18-73, Okoye 17-54, Pelleur 3-3, DeBerg 1-0, Jones 1-(-1), McNair 1-(-6).

**RECEIVING**

**BEARS** — Davis 2-50, Thornton 1-32, Morris 1-4, Anderson 1-(-1).

**CHIEFS** — McNair 9-69, Harry 6-68, Thomas 3-54, Paige 2-52, Roberts 1-15, Birden 2-7, Hayes 1-6, Jones 1-5.

**PASSING**

**BEARS** — Tomczak 23-5-85.

**CHIEFS** — DeBerg 32-25-276.

**INTERCEPTIONS**

**BEARS** — None.

**CHIEFS** — None.

**SACKS**

**BEARS** — Pruitt 1-9, Jones 1-7.

**CHIEFS** — Thomas 1-5, Saleaumua 1-5.



**1990 FIRST ROUND PLAYOFF  
BEARS 16, NEW ORLEANS 6**

Soldier Field (60,767)  
Sunday, January 6, 1991

NEW ORLEANS	0	3	3	3-6
CHICAGO	3	7	3	3-16

**BEARS** — Butler 19-yard field goal (6-32).  
**BEARS** — Thornton 18-yard pass from Tomczak (Butler kick), (6-62). **SAINTS** — Andersen 47-yard field goal (6-18). **BEARS** — Butler 22-yard field goal (16-60). **SAINTS** — Andersen 38-yard field goal (14-59). **BEARS** — Butler 21-yard field goal (9-76).

Team statistics	Saints	Bears
First downs .....	11	18
Third down efficiency .....	2-13	5-16
Fourth down efficiency .....	0-1	1-4
Total net yards .....	193	365
Total offensive plays .....	54	71
Rushes-yards .....	18-65	43-189
Att-comp-yds .....	34-11-153	26-13-176
Int-TDs .....	3-0	0-1
Punts-avg. ....	3-30.0	2-27.5
Penalties-yards .....	2-10	7-57
Fumbles-lost .....	1-0	2-1
Sacks-yards .....	2-12	2-25
Field goals-attempts .....	2-4	3-4
Time of possession .....	22:25	37:35

**RUSHING**

**BEARS** — Anderson 27-102, Muster 12-71, Tomczak 2-8, Green 2-8.  
**SAINTS** — Fenerty 8-29, Hilliard 4-13, Fourcade 2-13, Heyward 2-10.

**RECEIVING**

**BEARS** — Thornton 2-43, Anderson 4-42, Gentry 2-41, Morris 2-28, Muster 2-21, Davis 1-13.  
**SAINTS** — Martin 2-47, Scales 1-31, Fenerty 4-22, Tice 1-19, Brenner 1-17, Perriman 1-11, Turner 1-6.

**PASSING**

**BEARS** — Tomczak 25-12-166, 1 TD; Anderson 1-1-22.  
**SAINTS** — Walsh 16-6-74, 1 int.; Fourcade 18-5-79, 2 int.

**INTERCEPTIONS**

**BEARS** — Gayle 1-27, Mangum 1-9, Carrier 1-0.  
**SAINTS** — None.

**SACKS**

**BEARS** — Armstrong 1-16, McMichael 1-9.  
**SAINTS** — Turnbull 2-12.

**1990 SECOND ROUND PLAYOFF  
NY GIANTS 31, BEARS 3**

Giants Stadium (77,025)  
Sunday, January 13, 1991

CHICAGO	0	3	0	0-3
NEW YORK	10	7	7	7-31

**GIANTS** — Bahr 46-yard field goal (4-5).  
**GIANTS** — Baker 21-yard pass from Hostetler (Bahr kick), (9-75). **BEARS** — Butler 33-yard field goal, (5-20). **GIANTS** — Cross 5-yard pass from Hostetler (Bahr kick), (11-80). **GIANTS** — Hostetler 3-yard run (Bahr kick), (11-49). **GIANTS** — Carthon 1-yard run (Bahr kick), (16-51).

Team statistics	Giants	Bears
First downs .....	23	11
Third down efficiency .....	6-14	3-11
Fourth down efficiency .....	4-4	1-5
Total net yards .....	288	232
Total offensive plays .....	68	52
Rushes-yards .....	48-194	16-27
Att-comp-yds .....	17-10-112	36-17-205
Int-TDs .....	0-2	2-0
Punts-avg. ....	3-40.7	2-42.0
Penalties-yards .....	2-15	4-30
Fumbles-lost .....	1-1	0-0
Sacks-yards .....	0-0	3-18
Field goals-attempts .....	1-1	1-1
Time of possession .....	38:22	21:38

**RUSHING**

**BEARS** — N. Anderson 12-19; Muster 4-8.  
**GIANTS** — O. Anderson 21-80; Hostetler 6-43; Tillman 9-31; Carthon 8-19; Meggett 2-18; Hampton 2-3.

**RECEIVING**

**BEARS** — Davis 3-76; Thornton 3-28; Morris 1-24; N. Anderson 4-23; Gentry 2-23; Muster 3-21; Kozlowski 1-10.  
**GIANTS** — Baker 3-58; Bavaro 3-25; Ingram 1-12; Mrosko 1-6; O. Anderson 1-6; Cross 1-5.

**PASSING**

**BEARS** — Tomczak 17-36-205, 2 int.  
**GIANTS** — Hostetler 10-17-112, 2 TDs.

**INTERCEPTIONS**

**BEARS** — None.  
**GIANTS** — Walls 1-37; Collins 1-11.

**SACKS**

**BEARS** — McMichael 1-8; Cox 1-7; Armstrong 1-3.  
**GIANTS** — None.



# 1990 CUMULATIVE PLAYOFF STATISTICS

## WON 1, LOST 1

January 6 W	16-6	New Orleans	60,767
January 13 L	3-31	@ NY Giants	77,025

	Bears	Opp
<b>TOTAL FIRST DOWNS</b>	29	34
Rushing	9	18
Passing	19	14
Penalty	1	2
3rd Down: Made-Att	8-27	8-27
3rd Down Pct.	29.6	29.6
4th Down: Made-Att	2-9	4-5
4th Down Pct.	22.2	80.0
<b>POSSESSION AVG.</b>	29:37	31:23
<b>TOTAL NET YARDS</b>	597	481
Avg. Per Game	298.5	240.5
Total Plays	123	122
Avg. Per Play	4.9	3.9
<b>NET YARDS RUSHING</b>	216	259
Avg. Per Game	108.0	129.5
Total Rushes	59	66
<b>NET YARDS PASSING</b>	381	222
Avg. Per Game	190.5	111.0
Tackled-Yards Lost	2-12	5-43
Gross Yards	393	265
Att.-Completions	62-30	51-21
Completion Pct.	48.4	41.2
Had Intercepted	2	3
<b>PUNTS-AVERAGE</b>	4-34.8	6-35.3
<b>NET PUNTING AVG.</b>	31.0	32.7
<b>PENALTIES-YARDS</b>	11-87	4-25
<b>FUMBLE-BALL LOST</b>	2-1	2-1
<b>TOUCHDOWNS</b>	1	4
Rushing	0	2
Passing	1	2
Returns	0	0

SCORE BY PERIOD	1	2	3	4	OT	Tot
<b>BEARS</b>	3	10	3	3	—	19
<b>OPPONENTS</b>	10	10	7	10	—	37

SCORING	TDs: Ru-Pa-Rt	PAT	FG	S	Pts
Butler	0 0 0	1-1	4-5	0	13
Thornton	0 1 0	0-0	0-0	0	6
BEARS	0 1 0	1-1	4-5	0	19
OPPONENTS	2 2 0	4-4	3-5	0	37

**SACKS:** Armstrong 2.0, McMichael 2.0, Cox 1.0, BEARS 5.0, OPPONENTS 2.0

PASSING	Att	Cmp	Yds	Cmp%	Y/Att	TD	TD%	Int	Int%	Lg	Sack-Lost	Rating
Tomczak	61	29	371	47.5	6.08	1	1.6	2	3.3	38	2-12	58.8
Anderson	1	1	22	100.0	22.00	0	0.0	0	0.0	22	0-0	118.8
BEARS	62	30	393	48.4	6.34	1	1.6	2	3.2	38	2-12	60.8
OPPONENT	51	21	265	41.2	5.20	2	3.9	3	5.9	36	5-43	46.6

RUSHING	No	Yds	Avg	Lg	TD
Anderson	39	121	3.1	13	0
Muster	16	79	4.9	28	0
Green	2	8	4.0	5	0
Tomczak	2	8	4.0	10	0
BEARS	59	216	3.7	28	0
OPPONENTS	66	259	3.9	14	2

RECEIVING	No	Yds	Avg	Lg	TD
Anderson	8	65	8.1	31	0
Thornton	5	71	14.2	25	1
Muster	5	42	8.4	20	0
Davis	4	89	22.3	37	0
Gentry	4	64	16.8	38	0
Morris	3	52	17.3	24	0
Kozlowski	1	10	10.0	10	0
BEARS	30	393	13.1	38	1
OPPONENTS	21	265	12.6	36	2

INTERCEPTIONS	No	Yds	Avg	Lg	TD
Gayle	1	27	27.0	27	0
Mangum	1	9	9.0	9	0
Carrier	1	0	0.0	0	0
BEARS	3	36	12.0	27	0
OPPONENTS	2	48	24.0	37	0

PUNTING	No.	Yds	Avg	Net	Tbln20	Lg	B
Buford	4	139	34.8	31.0	0	1	50
BEARS	4	139	34.8	31.0	0	1	50
OPPT	6	212	35.3	32.7	0	0	51

PUNT RETURNS	Ret	FC	Yds	Avg	Lg	TD
Bailey	3	1	16	5.3	13	0
Jackson	1	0	0	0.0	0	0
BEARS	4	1	16	4.0	13	0
OPPONENTS	2	0	15	7.5	13	0

KICKOFF RETURNS	No	Yds	Avg	Lg	TD
Gentry	3	81	27.0	39	0
Bailey	2	61	30.5	44	0
Rouse	1	9	9.0	9	0
BEARS	6	151	25.2	44	0
OPPONENTS	6	103	17.2	21	0

FIELD GOALS	1-19	20-29	30-39	40-49	50+
Butler	1-1	2-2	1-2	0-0	0-0
OPPONENTS	0-0	0-0	1-1	2-4	0-0
Butler: (19G, 22G, 36N, 21G) (33G)					
OPPONENTS: (41N, 47G, 42N, 38G) (46G)					





## RECORDS SET IN 1990

### INDIVIDUAL

Field Goals, lifetime	134 — Kevin Butler (1985-90)
	128 — Bob Thomas (1975-84)
50-yard Field Goals, lifetime	7 — Kevin Butler (1985-90)
	4 — Bob Thomas (1975-84)
Field Goals, consecutive games (tied)	13 — Kevin Butler (9/9-12/9/90)
	13 — Kevin Butler (11/10/85-10/12/86)
Completion Pct., lifetime	57.85 — Jim Harbaugh, 1987-90 (346 of 598)
	57.76 — Jim McMahon, 1982-88 (874 of 1,513)
Passes Not Intercepted, consecutive	173 — Jim Harbaugh, 10/28-12/9/90
	134 — Jim McMahon, 9/2-11/4/84
Lowest Interception Pct., lifetime	1.83 — Jim Harbaugh, 1987-90 (11 int, 598 att)
	3.70 — Jim McMahon, 1982-88 (56 int, 1,513 att)
Interceptions, season	10 — Mark Carrier, 1990
	9 — Roosevelt Taylor, 1963
Interceptions, rookie	10 — Mark Carrier, 1990
	8 — Johnny Lujack, 1948
Punt Return, long	95 — Johnny Bailey (TD), 12/29/90
	94 — Dennis McKinnon (TD), 9/14/87
Punts Had Blocked, season (tied)	2 — Maury Buford, 1990
	2 — Dave Finzer, 1984
Rushes, post-season game (tied)	27 — Neal Anderson, vs. NO, 1/6/91
	27 — Walter Payton, vs. NYG, 1/5/86
Passing attempts, post-season game	36 — Mike Tomczak, vs. NYG, 1/13/91
	31 — Doug Flutie, vs. Wash, 1/3/87
Completions, post-season game	17 — Mike Tomczak, vs. NYG, 1/13/91
	16 — Jim McMahon, vs. Rams, 1/12/86
Interceptions, post-season lifetime	5 — Mike Tomczak, 1985-90
	4 — Jim McMahon, 1982-88
	Bob Avellini, 1975-84
	Sid Luckman, 1939-51

### TEAM

Lowest Interception Pct., season	2.79 — 1990 (16 games)
	3.25 — 1988 (16 games)
Fewest Rushes, post-season game	16 — at NYG, 1/13/91
	24 — vs. Wash, 1/3/87
Fewest Rushing Yards, post-season game	27 — at NYG, 1/13/91
	61 — at NYG, 12/30/56
Lowest Kickoff Return Average, season (tied)	16.3 — 1990 (16 games)
	16.3 — 1963 (14 games)





## 1990 PLAYER OF THE WEEK / MONTH

Player	Week/Month	Opponent	Accomplishment
Richard Dent	September 23	Minnesota	5 tkls, 2 solo, 2 PD, 1 sack, 1 int.
Trace Armstrong	September		25 tkls, 5 sacks for 22 yards, 2 FF, 1 PD, 1 FR
Offensive Line	October 28	Phoenix	382 net yards (223 rushing; 5.4 avg.), 1 sack
Mark Carrier	November 4	Tampa Bay	11 tkls, 6 solo, 2 int., 1 FR, 1 PD
Richard Dent	November 11	Atlanta	10 tkls, 5 solo, 2 PD, 2 sacks, 1 FR.
Mike Singletary	November 18	Denver	20 tackles, 10 solo, 1 FR



## 1990 POST-SEASON HONORS

- Neal Anderson:** Pro Bowl starter (Third time)  
All-NFL second-team (AP, College and Pro Football Newsweekly)  
All-NFC first-team (Football News, UPI, Pro Football Weekly)
- Johnny Bailey:** All-rookie team (College and Pro Football Newsweekly, UPI)
- Mark Bortz:** Pro Bowl starter (Second time)  
All-NFL (NEA)  
All-NFC first-team (Football News, Pro Football Weekly)  
All-NFC second-team (UPI)
- Mark Carrier:** Pro Bowl second-team (First time)  
Defensive Rookie of the Year (AP, Football News, Pro Football Weekly, College and Pro Football Newsweekly, Football Digest)  
NFC Defensive Rookie of the Year (UPI)  
Brian Piccolo Award — for courage, loyalty, teamwork, dedication, and sense of humor (Bears veteran players)  
All-NFL (Pro Football Weekly, College and Pro Football Newsweekly)  
All-NFL second-team (AP)  
All-NFC first-team (UPI)  
All-rookie team (Football Digest, Pro Football Weekly, College and Pro Football Newsweekly, UPI)
- Jim Covert:** All-NFC second-team (UPI)
- Richard Dent:** Pro Bowl second-team (Third time)  
All-NFL second-team (AP, College and Pro Football Newsweekly)  
All-NFC first-team (Football News, UPI, Pro Football Weekly)
- Shaun Gayle:** All-NFC first-team (Football News)
- Dan Hampton:** Halas Award — for overcoming injury and adversity (Pro Football Writers Association)
- Jay Hilgenberg:** Pro Bowl starter (Sixth time)  
All-NFL second-team (AP, College and Pro Football Newsweekly)  
All-NFC first-team (UPI, Pro Football Weekly)
- Mike Singletary:** Pro Bowl starter (Eighth time)  
NFL Man of the Year (Travelers Insurance)  
All-NFL (College and Pro Football Newsweekly, Football Digest)  
All-NFL second-team (AP)  
All-NFC first-team (UPI, Pro Football Weekly)



## 1990 FINAL RANKINGS

TEAM			NFC	NFL
Interceptions	—	31	1	1
Time of possession	—	33:06	2	2
Take-away/give-away	—	Plus 19	2	3

### INDIVIDUAL

Interceptions	—	Mark Carrier, 10	1	1
Punt return	—	Johnny Bailey, 11.1 average	1	2
Total yards	—	Neal Anderson, 1,562 yards	2	3
Scoring	—	Kevin Butler, 114 points	2	3
Touchdowns	—	Neal Anderson, 13	3t	5t
Rushing	—	Neal Anderson, 1,078 yards	3	6
Passing	—	Jim Harbaugh, 81.9 rating	4	9
Sacks	—	Richard Dent, 12	4	11
Punting	—	Maury Buford, 40.5 gross avg.	9	15

	Offense	NFC	NFL	Defense	NFC	NFL
Total yards/game	311.3	7	13	280.8	3	6
Rushing yards/game	152.3	2	2	98.3	6	7
Passing yards/game	159.0	14	28	182.5	5	10
Points/game	21.8	7t	11t	17.5	3	8




## SURGERIES

Seventeen Bears were injured during the 1990 season and required surgery. Boso's and Stinson's operations took place during the season, the others were in the off-season.

Player	Date	Operation	Doctor
BORTZ, Mark, G	January 31	left shoulder	Dr. Michael Schafer
BOSO, Cap, TE	January 9	left ankle	Dr. Lowell Weil
COVERT, Jim, T	January 31	right knee	Dr. Lanny Johnson
COX, Ron, LB	February 6	right knee	Dr. Lanny Johnson
DAVIS, Wendell, WR	February 13	left shoulder	Dr. John Brna
GENTRY, Dennis, WR	March 13	left toe	Dr. Lowell Weil
HILGENBERG, Jay, C	February 11	right elbow	Dr. John Andrews
KOZLOWSKI, Glen, WR	January 15	right shoulder	Dr. John Brna
McMICHAEL, Steve, DT	February 18	right knee	Dr. Lanny Johnson
MORRISSEY, Jim, LB	March 7	right shoulder	Dr. John Brna
SMITH, Quintin, WR	April 27	right lower leg	Dr. Chris Pavlatos
STINSON, Lemuel, CB	December 3	left knee	Dr. John Brna
TATE, David, S	January 21	right knee	Dr. John Brna
VAN HORNE, Keith, T	January 21	right shoulder	Dr. Michael Schafer
VAN HORNE, Keith, T	February 21	left shoulder	Dr. Michael Schafer
WOJCIECHOWSKI, John, T	January 21	left knee	Dr. John Brna
<b>Retired</b>			
BECKER, Kurt, G-T	February 4	right knee	Dr. John Brna
HAMPTON, Dan, DT	January 29	left knee	Dr. Rick Easter
HAMPTON, Dan, DT	January 29	right knee	Dr. Rick Easter

RECORDS AND HISTORY







## THE LAST TIME...

### **Blocked Extra Point**

- By Bears — Al Harris, vs. Det., 12/11/88 (Ed Murray kicker)
- By Opp. — Michael Brim, at Min., 12/3/89 (Kevin Butler kicker)

### **Blocked Field Goal**

- By Bears — Trace Armstrong, vs. NO, 1/6/91 (Morten Andersen kicker)
- By Opp. — Ricky Reynolds, at TB, 11/4/90, wide right (Kevin Butler kicker)

### **Blocked Field Goal for TD**

- By Bears — Virgil Livers, vs. Raiders, 10/1/78 (Mike Spivey returned 71 yards for TD)
- By Opp. —

### **Blocked Punt**

- By Bears — Glen Kozlowski, vs. Det., 12/17/89 (Jim Arnold punter)
- By Opp. — Scott Case, vs. Atl., 11/11/90 (Maury Buford punter)

### **Blocked Punt for TD**

- By Bears — Egypt Allen, at Phil., 10/4/87 (Anthony Mosley returned 9 yards for TD)
- By Opp. — Eric Howard, vs. NY Giants, 9/14/87 (Tom Flynn recovered in endzone)

### **Defensive Lineman Scored TD**

- By Bears — Richard Dent (DE), at Det., 12/16/90 (45-yard fumble return)
- By Opp. — Greg Townsend (DE), at LA Raid., 9/30/90 (recovered fumble in endzone)

### **Fumble Returned for TD**

- By Bears — Richard Dent, at Det., 12/16/90, 45 yards
- By Opp. — Mike Merriweather, at Min., 11/25/90, 33 yards

### **Intercepted Pass Returned for TD**

- By Bears — Vestee Jackson, vs. Atl., 11/11/90, 45 yards
- By Opp. — Walker Lee Ashley, at Min., 12/19/88, 94 yards

### **Kickoff Returned for TD**

- By Bears — Thomas Sanders, at Wash., 11/26/89, 93 yards
- By Opp. — Del Rodgers, vs. GB, 12/9/84, 97 yards

### **Linebacker Scored TD**

- By Bears — Wilber Marshall, vs. Det., 10/26/86 (12-yard fumble return)
- By Opp. — Mike Merriweather, at Min., 11/25/90 (33-yard fumble return)

### **Missed Extra Point**

- By Bears — Kevin Butler, at TB, 11/4/90, wide right
- By Opp. — Nick Lowery, vs. KC, 12/29/90, wide right

### **Offensive Lineman Caught a Pass**

- By Bears — Mark Bortz, vs. Det., 10/26/86, 8 yards
- By Opp. —

### **Offensive Lineman Scored TD**

- By Bears — William Wrightkin, 1953
- By Opp. — (None since at least 1962)

### **Punt Returned for TD**

- By Bears — Johnny Bailey, at KC, 12/29/90, 95 yards
- By Opp. — Dana McLemore, at SF, 12/14/87, 83 yards

### **Safety**

- By Bears — Steve McMichael, vs GB, 11/27/88
- By Opp. — Charles Haley, vs. SF, 10/24/88

### **Shut Out**

- By Bears — vs. Seattle, 9/9/90, 17-0
- By Opp. — at SF, 12/24/89, 26-0



## THE LAST TIME BY THE NUMBERS...

### 3 TDs Rushing

By Bears — Neal Anderson, at TB, 10/8/89

By Opp. — Larry Csonka, at Mia., 9/23/79

### 3 TDs Receiving

By Bears — Willie Gault, at NO, 9/18/83

By Opp. — Jerry Rice, at SF, 12/14/87

### 3 TD Passes

By Bears — Jim Harbaugh, vs. GB, 12/17/89

By Opp. — Rich Gannon, at Min., 11/25/90

### 4 TDs Rushing

By Bears — Bobby Douglass, at GB, 11/4/73

By Opp. — Jim Taylor, vs. GB, 11/4/62

### 4 TDs Receiving

By Bears — Mike Ditka, at LA Rams, 10/13/63

By Opp. — Never

### 4 TD Passes

By Bears — Jack Concannon, vs. GB, 12/13/70

By Opp. — Rodney Peete at Det., 12/16/90

### 4 Field Goals

By Bears — Kevin Butler, vs. Min, 9/23/90 (4 for 5)

By Opp. — Mike Cofer, at SF, 12/24/89 (4 for 4)

### 5 TD Passes

By Bears — Ray Buivid, vs. Chicago Cards, 12/5/37

By Opp. — Tommy Kramer, at Min., 11/28/82

### 5 Field Goals

By Bears — Mac Percival, at Phil., 10/20/68 (5 for 5)

By Opp. — Nick Lowery, vs. KC, 12/29/90 (5 for 5)

### 100-yards Rushing

By Bears — Neal Anderson, at Det., 12/16/90 (100 yards on 22 carries)

By Opp. — Earnest Byner, at Wash., 12/9/90 (121 yards on 28 carries)

### 100-yards Receiving

By Bears — Wendell Davis, vs. Atl., 11/11/90 (105 yards on 5 receptions)

By Opp. — Sterling Sharpe, vs. GB, 10/7/90 (129 yards on 5 receptions)

### 100-yards Rushing and Receiving

By Bears — Walter Payton (104 rush, 102 rec), at LA Rams, 12/26/82

By Opp. —

### 2 100-yard Rushers

By Bears — Matt Suhey (102) and Walter Payton (107), vs. Det, 11/10/85

By Opp. — Ottis Armstrong (116) and Norris Weese (120), vs. Den., 12/12/76

### 2 100-yard Receivers

By Bears — Willie Gault (146) and Dennis McKinnon (133), at Min., 9/19/85

By Opp. — Art Monk (152) and Gary Clark (124), at Wash., 11/26/89

### 3 100-yard Receivers

By Bears — Never

By Opp. — George Farmer (183), Preston Dennard (122), Wendell Tyler (102) at Rams 12/26/82

### 200-yards Rushing

By Bears — Walter Payton, vs. Min., 11/20/77 (275 yards on 40 carries)

By Opp. — Earl Campbell, vs. Hou., 11/16/80 (206 yards on 31 carries)

### 200-yards Receiving

By Bears — Johnny Morris, at Dal., 11/18/62 (201 yards on 10 receptions)

By Opp. — Bernie Casey, vs. SF, 11/13/66 (225 yards on 12 receptions)

### 300-yards Passing

By Bears — Mike Tomczak, at Det., 9/24/89 (17 of 25 for 302; 2 TDs)

By Opp. — Rodney Peete, at Det., 12/16/90 (18 of 27 for 316; 4 TDs)

### 400-yards Passing

By Bears — Bill Wade, at Dal., 11/18/62 (28 of 46 for 466; 2 TDs)

By Opp. — Mark Rypien, at Wash., 11/26/89 (30 of 47 for 401; 4 TDs)



# BEARS INDIVIDUAL GAME RECORDS

## SERVICE

### PLAYER

#### Pro Bowls

- 9 Walter Payton, 1976; 77-81; 84-87
- 8 Bill George, 1955-62  
Doug Atkins, 1958-64; 66  
Dick Butkus, 1966-73  
**Mike Singletary, 1984-91**
- 7 Stan Jones, 1956-62

#### Seasons

- 14 Bill George, 1952-65  
Doug Buffone, 1966-79
- 13 George Trafton, 1920-32  
Clyde (Bulldog) Turner, 1940-52  
Jim Osborne, 1972-84  
Walter Payton, 1975-87

#### Games

- 190 Walter Payton, 1975-87
- 186 Doug Buffone, 1966-79
- 185 Jim Osborne, 1972-84

#### Starts

- 184 Walter Payton, 1975-87
- 154 Jim Osborne, 1972-84
- 151 Dan Hampton, 1979-90

#### Consecutive games

- 186 Walter Payton, 1975-87
- 179 Mike Hartenstine, 1975-86
- 167 Bob Parsons, 1972-83

## COACH

#### Seasons

- 40 George Halas, 1920-29, 33-42, 46-55,  
58-67
- 9 Mike Ditka, 1982-90**
- 4 Hunk Anderson/  
Luke Johnsos (co-coaches), 1942-45  
Jim Dooley, 1968-71  
Neill Armstrong, 1978-81

## SCORING

### POINTS

#### Lifetime

- 750 Walter Payton, 1975-87 (125 TD)
- 633 Kevin Butler, 1985-90 (231 XP, 134 FG)**
- 629 Bob Thomas, 1975-84 (245 XP, 128 FG)

#### Season

- 144 Kevin Butler, 1985 (51 XP, 31 FG)**
- 132 Gale Sayers, 1965 (22 TD)
- 120 Kevin Butler, 1986 (36 XP, 28 FG)**

#### Game

- 36 Gale Sayers, 12/12/65 (6 TD)
- 24 Last: Bobby Douglass, 11/4/73

#### Consecutive games

- 83 George Blanda, 10/28/51-11/9/58
- 55 Bob Thomas, 12/2/79-12/16/84
- 41 Kevin Butler, 9/8/85-12/6/87**

## TOUCHDOWNS

(Rushes-receptions-returns)

#### Lifetime

- 125 Walter Payton, 1975-87 (110-15-0)
- 59 Rick Casares, 1955-64 (49-10-0)
- 56 Gale Sayers, 1965-71 (39-9-8)

#### Season

- 22 Gale Sayers, 1965 (14-6-2)
- 16 Walter Payton, 1977; 1979 (14-2-0)
- 15 Neal Anderson, 1989 (11-4-0)**

#### Game

- 6<sup>1</sup> Gale Sayers, 12/12/65 (4-1-1)
- 4 Last: Bobby Douglass, 11/4/73

#### Consecutive games

- 8 Rick Casares, 11/1/59-9/25/60
- 7 Ken Kavanaugh, 11/2-12/14/47  
Willie Galimore, 9/28-11/9/58  
Gale Sayers, 10/26-12/6/69  
Walter Payton, 10/3-11/14/76

## EXTRA POINTS MADE

#### Lifetime

- 247 George Blanda, 1949-58
- 245 Bob Thomas, 1975-84
- 231 Kevin Butler, 1985-90**

#### Season

- 52 Roger Leclerc, 1965
- 51 Kevin Butler, 1985**
- 45 George Blanda, 1956

#### Game

- 8 Bob Snyder, 11/14/43
- 7 Last: Bob Thomas 12/7/80

## EXTRA POINTS ATTEMPTS

#### Lifetime

- 268 Bob Thomas, 1975-84
- 250 George Blanda, 1949-58
- 238 Kevin Butler, 1985-90**

#### Season

- 52 Ray (Scooter) McLean, 1947  
Roger Leclerc, 1965
- 51 Kevin Butler, 1985**
- 47 George Blanda, 1956

#### Game

- 9 Bob Thomas, 12/7/80
- 8 Bob Snyder, 11/14/43  
George Blanda, 10/21/56  
Roger Leclerc, 11/25/62



## CONSECUTIVE EXTRA POINTS

### Lifetime

- 156 George Blanda, 10/28/51-10/21/56
- 143 Mac Percival, 11/19/67-11/4/73

### Season

- 52 Roger Leclerc, 1965
- 51 **Kevin Butler, 1985**
- 37 George Blanda, 1955

### Game

- 8 Bob Snyder, 11/14/43
- 7 Last: Bob Jencks, 10/13/63

## FIELD GOALS MADE

### Lifetime

- 134 **Kevin Butler, 1985-90**
- 128 Bob Thomas, 1975-84
- 99 Mac Percival, 1967-73

### Season

- 31 **Kevin Butler, 1985**
- 28 **Kevin Butler, 1986**
- 26 **Kevin Butler, 1990**

### Game

- 5 Roger Leclerc, 12/3/61
- Mac Percival, 10/20/68
- 4 **Last: Kevin Butler, 9/23/90**

### Long

- 55 Bob Thomas, 11/23/75
- 52 Lee Artoe, 10/27/40
- Bob Thomas, 11/11/84; 11/18/84
- Kevin Butler, 9/22/86; 11/8/87; 11/29/87; 9/23/90**
- 51 John Roveto, 11/21/82
- Kevin Butler, 9/23/90; 10/7/90**

### 50+ Yards (lifetime)

- 7 **Kevin Butler, 1985-90**
- 4 Bob Thomas, 1975-84
- 2 Mac Percival, 1967-73

## FIELD GOAL ATTEMPTS

### Lifetime

- 205 Bob Thomas, 1975-84
- 201 George Blanda, 1949-58
- 182 Mac Percival, 1967-73
- Kevin Butler, 1985-90**

### Season

- 41 **Kevin Butler, 1986**
- 38 **Kevin Butler, 1985**
- 37 **Kevin Butler, 1990**

### Game

- 7 Roger Leclerc, 11/17/63
- 6 George Blanda, 11/3/57
- Kevin Butler, 9/19/85; 9/14/86; 11/8/87**

\* NFL Record

† Tied NFL Record

## CONSECUTIVE FIELD GOALS

### Lifetime

- 24\* **Kevin Butler, 10/16/88-12/3/89**
- 18 **Kevin Butler, 9/14-11/16/86**
- 14 **Kevin Butler, 11/8-12/6/87**

### Game (no misses)

- 5 Roger Leclerc, 12/3/61
- Mac Percival, 10/20/68
- 4 **Last: Kevin Butler, 9/24/89**

### Games

- 13 **Kevin Butler, 11/10/85-10/12/86; 9/9-12/9/90**
- 12 George Blanda, 11/11/56-11/3/57
- 10 George Blanda, 11/14/54-11/20/55
- Mac Percival, 10/13/68-12/15/68

## FIELD GOAL PCT.

### Lifetime (25+ attempts)

- 73.6 **Kevin Butler, 1985-90, (134 of 182)**
- 62.4 Bob Thomas, 1975-84, (128 of 205)
- 54.4 Mac Percival, 1967-73, (99 of 182)

### Season (10+)

- 81.6 **Kevin Butler, 1985, (31 of 38)**
- 78.9 **Kevin Butler, 1988; 1989, (15 of 19)**
- 78.5 Bob Thomas, 1984, (22 of 28)

## SAFETIES

### Lifetime

- 3 **Steve McMichael, 1981-1989**

## RUSHING ATTEMPTS

### Lifetime

- 3,838\* Walter Payton, 1975-87
- 1,386 Rick Casares, 1955-67
- 991 Gale Sayers, 1965-71

### Season

- 381 Walter Payton, 1984
- 369 Walter Payton, 1979
- 339 Walter Payton, 1977; 1981

### Game

- 40 Walter Payton, 11/20/77
- 39 Walter Payton, 10/7/79
- 38 Walter Payton, 11/26/81

## YARDS GAINED

### Lifetime

- 16,726\* Walter Payton, 1975-87
- 5,657 Rick Casares, 1955-64
- 4,956 Gale Sayers, 1965-71

### Season

- 1,852 Walter Payton, 1977
- 1,684 Walter Payton, 1974
- 1,610 Walter Payton, 1979

**Game**

- 275\* Walter Payton, 11/20/77  
 205 Walter Payton, 10/30/77  
 Gale Sayers, 11/3/68  
 197 Gale Sayers, 12/18/66

**Long**

- 86 Bill Osmanski, (TD) 10/15/39  
 85 Pete Stinchcomb, (TD) 11/20/21  
 82 Beattie Feathers, (TD) 10/10/34

**1,000 YARDS****Seasons**

- 10\* Walter Payton, 1976-81; 83-86  
**3 Neal Anderson, 1988-90**  
 2 Gale Sayers, 1966; 69

**Consecutive seasons**

- 6 Walter Payton, 1976-81  
 4 Walter Payton, 1983-86  
**3 Neal Anderson, 1988-90**

**200-YARD GAMES****Lifetime**

- 2 Walter Payton, 1975-87  
 1 Gale Sayers, 1965-71

**Season**

- 2 Walter Payton, 1977  
 1 Gale Sayers, 1968

**100-YARD GAMES****Lifetime**

- 77\* Walter Payton, 1975-87  
 20 Gale Sayers, 1965-71  
 13 Rick Casares, 1955-64  
**Neal Anderson, 1986-90**

**Season**

- 10 Walter Payton, 1977; 1985  
 9 Walter Payton, 1979; 1984  
 8 Walter Payton, 1980

**Consecutive games**

- 9 Walter Payton, 10/13-12/8/85  
 6 Walter Payton, 9/9-10/14/84  
 5 Walter Payton, 11/13-12/11/77

**AVERAGE GAIN****Lifetime (250+ attempts)**

- 6.6 Bobby Douglass, 1969-75  
 5.8 Beattie Feathers, 1934-37  
 5.0 Gale Sayers, 1965-71

**Season (100+)**

- 9.9\* Beattie Feathers, 1934  
 6.9 Bobby Douglass, 1972  
 6.2 Gale Sayers, 1968

**Game (10+)**

- 11.8 Joe Maniaci, 10/2/39  
 11.6 Gale Sayers, 12/18/66  
 11.2 Rick Casares, 12/16/56

**TOUCHDOWNS****Lifetime**

- 110\* Walter Payton, 1975-87  
 49 Rick Casares, 1955-64  
 39 Gale Sayers, 1965-71

**Season**

- 14 Walter Payton, 1977; 1979  
 Gale Sayers, 1965  
 13 Walter Payton, 1976  
 12 Rick Casares, 1956  
**Neal Anderson, 1988**

**Game**

- 4 Rick Casares, 10/28/56; 12/6/59  
 Gale Sayers, 12/12/65  
 Bobby Douglass, 11/4/73  
**3 Last: Neal Anderson, 10/8/89**

**Consecutive games**

- 7 Gale Sayers, 10/26-12/6/69  
 Walter Payton, 10/3-11/14/76  
 6 Beattie Feathers, 9/30-10/28/34  
 Johnny Lujack, 10/1-11/12/50  
 Rick Casares, 11/1-12/6/59  
 Gale Sayers, 11/14-12/19/65  
**5 Last: Neal Anderson, 10/7-11/11/90**

**PASSING****QB RATING****Lifetime (400+ attempts)**

- 80.4 Jim McMahon, 1982-88  
 75.0 Sid Luckman, 1939-50  
**74.4 Jim Harbaugh, 1988-90**

**Season (100+)**

- 107.8 Sid Luckman, 1943  
 97.8 Jim McMahon, 1984  
 95.5 Sid Luckman, 1941

**ATTEMPTS****Lifetime**

- 1,744 Sid Luckman, 1939-50  
 1,513 Jim McMahon, 1982-88  
 1,407 Bill Wade, 1961-66

**Season**

- 436 Vince Evans, 1981  
 412 Bill Wade, 1962  
 385 Jack Concannon, 1970

**Game**

- 57 Bill Wade, 10/25/64  
 52 Johnny Lujack, 10/23/49  
 50 Jack Concannon, 12/20/70

**COMPLETIONS****Lifetime**

- 904 Sid Luckman, 1939-50  
 874 Jim McMahon, 1982-88  
 767 Bill Wade, 1961-66

## Season

- 225 Bill Wade, 1962
- 195 Vince Evans, 1981
- 194 Jack Concannon, 1970

## Game

- 33 Bill Wade, 10/25/64
- 31 Virgil Carter, 12/6/69
- 29 Johnny Lujack, 10/23/49

## Consecutive

- 13 Rudy Bukich, 11/22-11/26/64
- 11 Mike Tomczak, 10/2/89
- 10 Vince Evans, 12/7/80
- Jim Harbaugh, 11/25/90; 12/2/90**

## Long

- 98 Bill Wade, 10/8/61 (TD to John Farrington)
- 93 Jack Concannon, 11/19/67 (TD to Dick Gordon)
- 91 Ed Brown, 10/16/60 (TD to Willard Dewveall)

## COMPLETION PERCENTAGE

### Lifetime (250+ completions)

- 57.9 Jim Harbaugh, 1988-90 (346 of 598)**
- 57.8 Jim McMahon, 1982-88 (874 of 1,513)
- 54.5 Bill Wade, 1961-66 (767 of 1,407)

### Season (60+)

- 62.4 Jim Harbaugh, 1989 (111 of 178)**
- 61.9 Rudy Bukich, 1964 (99 of 160)
- 59.5 Jim McMahon, 1987 (125 of 210)

### Games (10+)

- 86.7 Bob Williams, 10/12/52 (13 of 15)
- 83.3 Gene Ronzani, 10/22/44 (10 of 12)
- Ed Brown, 11/20/55 (15 of 18)
- Bill Wade, 11/8/64 (10 of 12)

## YARDS

### Lifetime

- 14,686 Sid Luckman, 1939-50
- 11,203 Jim McMahon, 1982-88
- 9,958 Bill Wade, 1961-66

### Season

- 3,172 Bill Wade, 1962
- 2,712 Sid Luckman, 1947
- 2,658 Johnny Lujack, 1949

### Game

- 468 Johnny Lujack, 12/11/49
- 466 Bill Wade, 11/18/62
- 433 Sid Luckman, 11/14/43

## 300-YARD GAMES

### Lifetime

- 9 Bill Wade, 1961-66
- 4 George Blanda, 1949-58
- 3 Sid Luckman, 1939-50
- Johnny Lujack, 1949-51
- Vince Evans, 1977-82

## Season

- 4 Bill Wade, 1962
- 3 Bill Wade, 1961

## Consecutive games

- 2 Sid Luckman, 10/12-10/19/47
- George Blanda, 10/17-10/24/54
- Bill Wade, 10/14-10/21/62; 11/18-11/25/62

## TOUCHDOWN PASSES

### Lifetime

- 137 Sid Luckman, 1939-50
- 68 Bill Wade, 1961-66
- 67 Jim McMahon, 1982-88

### Season

- 28 Sid Luckman, 1943
- 24 Sid Luckman, 1947
- 23 Johnny Lujack, 1949

### Game

- 7\* Sid Luckman, 11/14/43
- 6 Johnny Lujack, 12/11/49
- 5 Ray Buivid, 12/5/37

### Consecutive games

- 19 Sid Luckman, 11/22/42-11/26/44
- 14 Sid Luckman, 10/12/47-10/17/48

## PASSES INTERCEPTED

### Lifetime

- 132 Sid Luckman, 1939-50
- 88 Ed Brown, 1954-61
- 70 George Blanda, 1949-58

### Season

- 31 Sid Luckman, 1947
- 24 Bill Wade, 1962
- George Blanda, 1953
- 22 Johnny Lujack, 1949

### Game

- 7 Edmund (Zeke) Bratkowski, 10/2/60
- 5 Last: Larry Rakestraw, 11/22/68

## PASSES NOT INTERCEPTED

### Consecutive

- 173 Jim Harbaugh, 10/28-12/9/90**
- 134 Jim McMahon, 9/2-11/4/84

### Game

- 46 Bill Wade, 10/11/64
- 39 Vince Evans, 10/25/81
- Jim Harbaugh, 12/2/90**

## LOWEST INTERCEPTION PCT.

### Lifetime (400+attempts)

- 1.83 Jim Harbaugh, 1988-90 (11 int, 598 att)**
- 3.70 Jim McMahon, 1982-88 (56 int, 1,513 att)
- 4.69 Bill Wade, 1961-66 (66 int, 1,407 att)



**Season (100+)**

- 1.40 Jim McMahon, 1984 (2 int, 143 att)  
**1.92 Jim Harbaugh, 1990 (6 int, 312 att)**  
 2.88 Rudy Bukich, 1965 (9 int, 312 att)

**AVERAGE GAIN PER ATTEMPT****Lifetime (400+ passes)**

- 8.42 Sid Luckman, 1939-50  
 8.23 Bernie Masterson, 1934-40  
 7.79 Johnny Lujack, 1948-51

**Season (100+)**

- 10.86 Sid Luckman, 1943  
 9.924 Sid Luckman, 1941  
 9.923 Ed Brown, 1956

**Game (10+)**

- 17.1 Charlie O'Rourke, 11/22/42  
 16.9 Sid Luckman, 10/5/41  
 16.7 Gene Ronzani, 10/22/44

<b>RECEIVING RECEPTIONS</b>
---------------------------------

**Lifetime**

- 492 Walter Payton, 1975-87  
 356 Johnny Morris, 1958-67  
 316 Mike Ditka, 1961-66

**Season**

- 93 Johnny Morris, 1964  
 75 Mike Ditka, 1964  
 71 Dick Gordon, 1970

**Game**

- 14 Jim Keane, 10/23/49  
 13 Mike Ditka, 10/25/64  
 11 Johnny Morris, 10/11/64

**Consecutive Games**

- 49 Mike Ditka, 12/3/61-10/10/65  
 45 Walter Payton, 12/16/84-12/27/87  
 34 Willie Gault, 11/17/85-12/27/87

**YARDS****Lifetime**

- 5,059 Johnny Morris, 1958-67  
 4,616 Harlon Hill, 1954-61  
 4,538 Walter Payton, 1975-87

**Season**

- 1,200 Johnny Morris, 1964  
 1,128 Harlon Hill, 1956  
 1,124 Harlon Hill, 1954

**Game**

- 214 Harlon Hill, 10/31/54  
 201 Johnny Morris, 11/18/62  
 198 Harlon Hill, 10/21/56

**Long**

- 98 John Farrington (TD), 10/8/61  
 93 Dick Gordon (TD), 11/19/67  
 91 Willard Dewveall (TD), 10/16/60

**1,000 YARDS****Seasons**

- 2 Harlon Hill, 1954; 1956  
 1 Mike Ditka, 1961  
 Johnny Morris, 1964  
 Dick Gordon, 1970

**100-YARD GAMES****Lifetime**

- 19 Harlon Hill, 1954-61  
 15 Johnny Morris, 1958-67  
 14 Mike Ditka, 1961-66

**Season**

- 7 Harlon Hill, 1954  
 6 Harlon Hill, 1956  
 Johnny Morris, 1964  
 5 Mike Ditka, 1961

**Consecutive games**

- 3 Harlon Hill, 11/11-11/25/56  
 2 Last: Willie Gault, 9/18-9/25/83

**AVERAGE GAIN****Lifetime (100+ attempts)**

- 22.4 Ken Kavanaugh, 1940-41, 45-50  
 21.7 Ray (Scooter) McLean, 1940-47  
 20.4 Harlon Hill, 1954-61

**Season (30+)**

- 25.6 Ken Kavanaugh, 1947  
 25.0 Harlon Hill, 1954  
 24.0 Harlon Hill, 1956

**Game (4+)**

- 44.8 Dick Gordon, 11/19/67  
 37.5 Gene Schroeder, 12/16/51  
 37.0 Billy Stone, 11/23/52

**TOUCHDOWNS****Lifetime**

- 50 Ken Kavanaugh, 1940-41, 45-50  
 40 Harlon Hill, 1954-61  
 35 Dick Gordon, 1965-71

**Season**

- 13 Ken Kavanaugh, 1947  
 Dick Gordon, 1970  
 12 Harlon Hill, 1954  
 Mike Ditka, 1961  
 11 Harlon Hill, 1956

**Game**

- 4 Harlon Hill, 10/31/54  
 Mike Ditka, 10/13/63  
 3 Last: Willie Gault, 9/18/83

**Consecutive games**

- 7 Ken Kavanaugh, 11/2-12/14/47  
 5 Mike Ditka, 10/22-11/19/61  
 Dennis McKinnon, 9/8-10/5/85

\* NFL Record

† Tied NFL Record

## INTERCEPTIONS

### INTERCEPTIONS BY

#### Lifetime

- 38 Gary Fencik, 1976-87
- 37 Richie Petitbon, 1959-68
- 27 Bennie McRae, 1962-70

#### Season

- 10 Mark Carrier, 1990**
- 9 Roosevelt Taylor, 1963
- 8 Clyde (Bulldog) Turner, 1942
- Johnny Lujack, 1948
- Richie Petitbon, 1963
- Vestee Jackson, 1988

#### Game

- 3 Hank Margarita, 11/11/45
- Johnny Lujack, 9/26/48
- Richie Petitbon, 9/24/67
- Curtis Gentry, 11/19/67
- Ross Brupbacher, 12/12/76
- Mark Carrier, 12/9/90**

- 2 Last: Mark Carrier, 12/2/90**

#### Consecutive games

- 4 Last: Dave Duerson, 9/14-10/5/86

## YARDS RETURNED

#### Lifetime

- 643 Richie Petitbon, 1959-68
- 485 Bennie McRae, 1962-70
- 483 Gary Fencik, 1976-87

#### Season

- 212 Richie Petitbon, 1962
- 182 JC Caroline, 1956
- 172 Don Kindt, 1953
- Roosevelt Taylor, 1963

#### Game

- 101 Richie Petitbon, 12/9/62
- 96 Clyde (Bulldog) Turner, 10/26/47
- Roosevelt Taylor, 10/20/68
- 92 Todd Bell, 11/22/81

#### Long

- 101 Richie Petitbon, (TD) 12/9/62
- 96 Clyde (Bulldog) Turner, (TD) 10/26/47
- Roosevelt Taylor, (TD) 10/20/68
- 92 Todd Bell, (TD) 11/22/81

## TOUCHDOWNS

#### Lifetime

- 4 Bennie McRae, 1962-70
- 3 Richie Petitbon, 1959-68
- Roosevelt Taylor, 1961-69

#### Season

- 2 Jerry Weatherly, 1950
- JC Caroline, 1956
- Bennie McRae, 1967

#### Game

- 1 Last: Vestee Jackson, 11/11/90

## PUNTING

### PUNTS

#### Lifetime

- 878 Bob Parsons, 1972-83
- 833 Bobby Joe Green, 1962-73
- 343 Ed Brown, 1954-61

#### Season

- 114\* Bob Parsons, 1981
- 99 Bob Parsons, 1976
- 96 Bob Parsons, 1978

#### Game

- 14 Keith Molesworth, 12/10/33
- 11 Last: Dave Finzer, 12/3/84

## YARDS

#### Lifetime

- 35,057 Bobby Joe Green, 1962-73
- 34,180 Bob Parsons, 1972-83
- 13,912 Ed Brown, 1954-61

#### Season

- 4,531 Bob Parsons, 1981
- 3,726 Bob Parsons, 1976
- 3,625 Bob Parsons, 1975

#### Game

- 517 Keith Molesworth, 12/10/33
- 476 Bob Parsons, 11/6/77
- 471 George Gulyanics, 11/14/48

#### Long

- 94 Joe Lintzenich, 11/16/31
- 87 Dave Finzer, 10/7/84
- 81 Bob Parsons, 12/4/82

## GROSS AVERAGE

#### Lifetime (75+ punts)

- 44.5 George Gulyanics, 1947-52
- 42.1 Bobby Joe Green, 1962-73
- 41.9 Fred (Curley) Morrison, 1950-53

#### Season (30+)

- 46.5 Bobby Joe Green, 1963
- 44.5 Bobby Joe Green, 1964
- 44.2 George Gulyanics, 1948

#### Game (4+)

- 57.3 Fred (Curley) Morrison, 11/16/52
- 54.6 Maury Buford, 10/21/85**
- 54.0 Maury Buford, 10/6/85**

## INSIDE 20

#### Lifetime

- 158 Bob Parsons, 1972-83
- 81 Maury Buford, 1985-86; 89-90**
- 27 Bryan Wagner, 1987-88

#### Season

- 31 Bob Parsons, 1981
- 26 Bob Parsons, 1979
- Dave Finzer, 1984
- 22 Maury Buford, 1990**

**Game**

- 5 Bob Parsons, 11/6/77  
 4 Bob Parsons, 12/9/79  
 Dave Finzer, 10/7/84; 12/3/84  
**Maury Buford, 10/2/89**  
 3 **Last: Maury Buford, 12/2/90**

**HAD BLOCKED****Lifetime**

- 5 Ed Brown, 1954-61  
 Bob Parsons, 1972-83  
 4 Fred (Curley) Morrison, 1950-53  
**Maury Buford, 1985-86; 89-90**

**Season**

- 2 **Last: Maury Buford, 1990**

**Game**

- 2 Jon Kilgore, 12/8/68  
 Ray Stachowicz, 12/11/83  
 1 **Last: Maury Buford, 11/11/90**

**PUNT RETURNS****RETURNS****Lifetime**

- 127 Dennis McKinnon, 1983-85;87-89  
 123 Jeff Fisher, 1981-84  
 112 George McAfee, 1940-41, 45-50

**Season**

- 58 Jeff Fisher, 1984  
 57 Lew Barnes, 1986  
 43 Jeff Fisher, 1981

**Game**

- 8 Jeff Fisher, 12/16/84  
 7 George McAfee, 10/15/50  
 Ron Smith, 10/15/72  
 Steve Schubert, 12/4/77  
 Dennis McKinnon, 12/4/83

**YARDS****Lifetime**

- 1,431 George McAfee, 1940-41, 45-50  
 1,171 Dennis McKinnon, 1983-85;87-89  
 1,137 Jeff Fisher, 1981-84

**Season**

- 509 Jeff Fisher, 1981  
 492 Jeff Fisher, 1984  
 482 Lew Barnes, 1986

**Game**

- 134 Gale Sayers, 12/12/65  
 Dennis McKinnon, 9/14/87  
 108 George McAfee, 10/10/48  
 103 Jeff Fisher, 12/16/84

**Long**

- 95 **Johnny Bailey (TD), 12/29/90**  
 94 Dennis McKinnon (TD), 9/14/87  
 89 Ray (Scooter) McLean, (TD) 10/11/42

**AVERAGE****Lifetime (50+ returns)**

- 12.8\* George McAfee, 1940-41, 45-50  
 11.3 JR Boone, 1948-51  
 9.2 Jeff Fisher, 1981-84  
 Dennis McKinnon, 1983-85;87-89

**Season (1+ per game)**

- 15.8 Harry Clark, 1943  
 14.9 Gale Sayers, 1965  
 14.5 George McAfee, 1947

**Game (3+)**

- 36.0 George McAfee, 10/10/48  
 34.0 Ray (Scooter) McLean, 10/11/42  
 26.8 Gale Sayers, 12/12/65  
 Dennis McKinnon, 9/14/87

**TOUCHDOWNS****Lifetime**

- 3 Ray (Scooter) McLean, 1940-47  
 Steve Schubert, 1975-79  
 Dennis McKinnon, 1983-85;87-89  
 2 George McAfee, 1940-41, 45-50  
 Gale Sayers, 1965-71  
 Steve Schubert, 1975-78

**Season**

- 2 Dennis McKinnon, 1987

**Game**

- 1 **Last: Johnny Bailey, 12/29/90**

**FAIR CATCHES****Lifetime**

- 47 Steve Schubert, 1975-79  
 40 Jeff Fisher, 1981-84  
 32 Gale Sayers, 1965-71

**Season**

- 21 Steve Schubert, 1978  
 20 Jeff Fisher, 1981  
 17 Cecil Turner, 1968

**Game**

- 4 Cecil Turner, 10/28/68  
 Steve Schubert, 10/8/78; 12/10/78  
 3 **Last: Johnny Bailey, 9/9/90**

**KICKOFF RETURNS****RETURNS****Lifetime**

- 163 **Dennis Gentry, 1982-90**  
 108 Cecil Turner, 1968-73  
 91 Gale Sayers, 1965-71

**Season**

- 31 Cecil Turner, 1971  
 30 Ron Smith, 1972  
 29 Brian Baschnagel, 1976

\* NFL Record

† Tied NFL Record



**Game**

- 8 Brian Baschnagel, 11/6/77  
6 Last: Brian Baschnagel, 11/13/77

**YARDS****Lifetime**

- 3,796 Dennis Gentry, 1982-90**  
2,781 Gale Sayers, 1965-71  
2,616 Cecil Turner, 1968-73

**Season**

- 924 Ron Smith, 1972  
754 Brian Baschnagel, 1976  
752 Cecil Turner, 1970

**Game**

- 208 Ron Smith, 11/19/72  
185 Brian Baschnagel, 11/6/77  
178 Ron Smith, 12/17/72

**Long**

- 103 Gale Sayers, (TD) 9/17/67  
100 Don Bingham, (TD) 11/18/56  
99 Willie Galimore, (TD) 10/4/58  
Willie Gault, (TD) 9/29/85

**AVERAGE****Lifetime (50+ returns)**

- 30.6\* Gale Sayers, 1965-71  
26.6 Ron Smith, 1965, 70-72  
24.7 Charlie Bivins, 1960-65

**Season (1+ per game)**

- 37.7 Gale Sayers, 1967  
32.7 Cecil Turner, 1970  
31.7 Walter Payton, 1975

**Game (3+)**

- 52.0 Cecil Turner, 9/19/70  
48.7 Dick Gordon, 9/16/66  
48.3 Gale Sayers, 12/3/67

**TOUCHDOWNS****Lifetime**

- 61 Gale Sayers, 1965-71  
4 Cecil Turner, 1968-73  
**3 Dennis Gentry, 1982-90**

**Season**

- 41 Cecil Turner, 1970  
3 Gale Sayers, 1967  
2 Gale Sayers, 1966

**Game**

- 1 Last: Thomas Sanders, 11/26/89

**FUMBLES****FUMBLES****Lifetime**

- 85 Walter Payton, 1975-87  
35 Rick Casares, 1955-64  
34 Willie Galimore, 1957-63  
Gale Sayers, 1965-71

**Season**

- 14 Gary Huff, 1974  
13 Carl Garrett, 1973  
12 Chick Jagade, 1954  
Rudy Bukich, 1965

**Game**

- 4 Hugh Gallarneau, 12/1/46  
Rudy Bukich, 12/5/65  
Rusty Lisch, 12/9/84  
Vince Evans, 11/15/81  
**3 Last: Johnny Bailey, 12/2/90**

**OWN RECOVERED****Lifetime**

- 18 Walter Payton, 1975-87  
13 Gale Sayers, 1965-71  
10 Ed Brown, 1954-61

**Season**

- 7 Gary Huff, 1974  
6 Jack Concannon, 1970  
5 Bobby Douglass, 1972

**Game**

- 3 Gary Huff, 9/15/74  
Virgil Livers, 10/5/75

**OPPONENTS' RECOVERED****Lifetime**

- 25 Dick Butkus, 1965-73  
21 Joe Fortunato, 1955-66  
17 Mike Hartenstine, 1975-86

**Season**

- 6 Dick Butkus, 1965  
5 Ed O'Bradovich, 1962  
**4 Last: Mike Singletary, 1984**

**Game**

- 2 Last: Egypt Allen, 10/18/87

**YARDS RET. OWN FUMBLES****Lifetime**

- 36 John Adams, 1959-62  
24 Ike Hill, 1973-74  
22 Ron Bull, 1962-70

**Season**

- 36 John Adams, 1961 (11/19)  
24 Ike Hill, 1973 (11/12)  
21 Ron Bull, 1962 (11/4)

**Game**

(Same as "Season")

**Long**

(Same as "Season")

**YARDS RET. OPP.'S FUMBLES****Lifetime**

- 128 Charlie Sumner, 1955, 58-60  
110 Ed Sprinkle, 1944-55  
98 George Halas, 1920-29

**Season**

- 101 Charlie Sumner, 1958
- 98 George Halas, 1923
- 84 Larry Brink, 1954

**Game**

- 98 George Halas, (TD) 11/4/23
- 86 Charlie Sumner, (TD) 12/7/58
- 84 Larry Brink, (TD) 11/28/54

**Long**

(Same as "Game")

**TOUCHDOWNS OWN FUMBLES****Lifetime**

- 2 Ken Kavanaugh, 1940-41, 45-50
- Mike Ditka, 1961-66

**Season**

- 1 Last: Johnny Musso, 11/30/76

**Game**

- 1 Last: Johnny Musso, 11/30/76

**TOUCHDOWNS OPP.'S FUMBLES****Lifetime**

- 2 Fred Evans, 1948
- Ed Sprinkle, 1944-55

**Season**

- 2 Fred Evans, 1948

**Game**

- 2 Fred Evans, 11/28/48
- 1 Last: Wilber Marshall, 10/26/86

**QB SACKS**

(Since 1970)

**Lifetime**

- 94.0 Richard Dent, 1983-90
- 81.5 Jim Osborne, 1972-84
- 78.5 Dan Hampton, 1979-90

**Season**

- 17.5 Richard Dent, 1984
- 17.0 Richard Dent, 1985
- 15.0 Jim Osborne, 1976

**Game**

- 4.5 Richard Dent, 11/4/84; 12/27/87
- 4.0 Jim Osborne, 9/23/73
- 3.5 Alan Page, 12/20/81
- Jim Althoff, 10/11/87

**Consecutive games (at least .5 sack)**

- 6 Steve McMichael, 10/29-12/3/89
- 5 Steve McMichael, 11/6-12/4/83
- 4 Dan Hampton, 1981, 10/2-10/24/88
- Richard Dent, 10/14-11/4/84; 9/11-10/2/88
- Steve McMichael, 9/22-10/12/86

**TAKEAWAYS**

(Int & Opp. Fumbles Recovered)

**Lifetime**

- 50 Gary Fencik, 1976-87 (38 int, 12 fum)
- 47 Dick Butkus, 1965-73 (22 int, 25 fum)
- 44 Richie Petitbon, 1959-68 (37 int, 7 fum)

**Season**

- 12 Roosevelt Taylor, 1963 (9 int, 3 fum)
- Mark Carrier, 1990 (10 int, 2 fum)**
- 11 Dick Butkus, 1965 (5 int, 6 fum)
- 10 Richie Petitbon, 1963 (8 int, 2 fum)
- Ross Brupbacher, 1976 (7 int, 3 fum)

**Game**

- 4 Bill George, 12/3/61 (2 int, 2 fum)
- 3 Last: Mark Carrier, 12/9/90 (3 int)**

**NET YARDS**

(Rushes, receptions, & returns)

**ATTEMPTS****Lifetime**

- 4,368\* Walter Payton, 1975-87
- 1,579 Rick Casares, 1955-64
- 1,234 Gale Sayers, 1965-71

**Season**

- 426 Walter Payton, 1984
- 400 Walter Payton, 1979
- 383 Walter Payton, 1978

**Game**

- 41 Walter Payton, 11/20/77; 10/7/79
- 40 Walter Payton, 11/26/81
- 39 Walter Payton, 10/25/81

**YARDS****Lifetime**

- 21,803\* Walter Payton, 1975-87
- 9,435 Gale Sayers, 1965-71
- 8,276 Johnny Morris, 1958-67

**Season**

- 2,440 Gale Sayers, 1966
- 2,272 Gale Sayers, 1965
- 2,216 Walter Payton, 1977

**Game**

- 339 Gale Sayers, 12/18/66
- 336 Gale Sayers, 12/12/65
- 300 Walter Payton, 12/21/75



# BEARS ROOKIE SEASON RECORDS

## SCORING

### Points

- 144\* Kevin Butler, 1985 (51 XPs, 31 FGs)
- 132 Gale Sayers, 1965 (22 TDs)
- 72 Harlon Hill, 1954 (12 TDs)
- Mike Ditka, 1961 (12 TDs)

### Touchdowns

- 22\* Gale Sayers, 1965
- 12 Harlon Hill, 1954
- Mike Ditka, 1961

### Field Goals

- 31 Kevin Butler, 1985
- 13 Bob Thomas, 1975
- Mac Percival, 1967
- 10 John Aveni, 1959

## RUSHING

### Attempts

- 196 Walter Payton, 1975
- 166 Gale Sayers, 1965
- 127 Willie Galimore, 1957

### Yards

- 1,004 Beattie Feathers, 1934
- 867 Gale Sayers, 1965
- 699 Bill Osmanski, 1939

### Touchdowns

- 14 Gale Sayers, 1965
- 8 Beattie Feathers, 1934
- 7 Walter Payton, 1975

## PASSING

### Attempts

- 210 Jim McMahon, 1982
- 148 Bobby Douglass, 1969
- 130 Zeke Bratkowski, 1954

### Completions

- 120 Jim McMahon, 1982
- 68 Bobby Douglass, 1969
- 67 Zeke Bratkowski, 1954
- Bob Avellini, 1975

### Yards

- 1,501 Jim McMahon, 1982
- 1,087 Zeke Bratkowski, 1954
- 942 Bob Avellini, 1975

### Touchdowns

- 9 Jim McMahon, 1982
- 8 Zeke Bratkowski, 1954
- 6 Bob Avellini, 1975

\* NFL Record

† Tied NFL Record

## RECEIVING

### Receptions

- 56 Mike Ditka, 1961
- 45 Harlon Hill, 1954
- 40 Willie Gault, 1983

### Yards

- 1,124 Harlon Hill, 1954
- 1,076 Mike Ditka, 1961
- 836 Willie Gault, 1983

### Touchdowns

- 12 Harlon Hill, 1954
- Mike Ditka, 1961
- 8 Willie Gault, 1983

## INTERCEPTIONS

### Interceptions

- 10 Mark Carrier, 1990
- 8 Johnny Lujack, 1948
- 7 Charlie Sumner, 1955

## PUNTS

### Punts

- 83 Dave Finzer, 1984
- 57 Fred Morrison, 1950
- 39 Zeke Bratkowski, 1954

### Avg.

- 44.8 George Gulyanics, 1947
- 43.3 Sid Luckman, 1939
- Fred Morrison, 1950

## PUNT RETURNS

### Returns

- 57\* Lew Barnes, 1986
- 43 Jeff Fisher, 1981
- 42 Virgil Livers, 1975

### Yards

- 509 Jeff Fisher, 1981
- 482 Lew Barnes, 1986
- 456 Virgil Livers, 1975

## KICKOFF RETURNS

### Returns

- 29 Brian Baschnagel, 1976
- 27 Ike Hill, 1973
- 26 Jack Cameron, 1984

### Yards

- 754 Brian Baschnagel, 1976
- 660 Gale Sayers, 1965
- 638 Ike Hill, 1973





# OPPONENTS INDIVIDUAL GAME RECORDS

## SCORING

### Points

- 40\* Ernie Nevers, Chi. Cards, 11/28/29
- 36 Dub Jones, Clev., 11/25/51
- 24 Lenny Moore, Balt., 10/4/58
- Jim Taylor, GB, 11/4/62

### Touchdowns

- 6† Ernie Nevers, Chi. Cards, 11/28/29
- Dub Jones, Clev., 11/25/51
- 4 Lenny Moore, Balt., 10/4/58
- Jim Taylor, GB, 11/4/62

### Field goals

- 5 Curt Knight, Wash., 11/14/71
- Fred Cox, Min., 9/23/73
- Nick Lowery, KC, 12/29/90
- 4 Last: Mike Cofer, SF, 12/24/89

### Field goal attempts

- 7 Mike Clark, Dal., 11/24/68
- 6 Curt Knight, Wash., 11/14/71
- Fred Cox, Min., 9/23/73

### Long field goal

- 56 Bert Rechichar, Balt., 9/27/53
- 55 Pat Leahy, NY Jets, 12/14/85
- 53 Tommy Davis, SF, 10/4/64
- Eddie Murray, Det., 10/19/81

## RUSHING

### Attempts

- 35 John Stephens, NE, 10/30/88
- 34 Eric Dickerson, LA Rams, 11/6/83
- 33 Jim Otis, St. L., 12/12/75
- Wayne Wilson, NO, 9/19/82

### Yards

- 206 Earl Campbell, Hou., 11/16/80
- 194 Alan Ameche, Balt., 9/25/55
- 186 Paul Younger, LA Rams, 10/24/54

### Touchdowns

- 6† Ernie Nevers, Chi. Cards, 11/28/29
- 4 Dub Jones, Clev., 11/25/51
- Jim Taylor, GB, 11/4/62
- 3 Last: Larry Csonka, Mia., 9/23/79

### Long

- 97 Bobby Gage, Pit., 12/4/49
- 84 Tom Harmon, LA Rams, 10/13/46
- 80 Clinton Jones, Min., 11/2/69

## PASSING

### Attempts

- 62 Randall Cunningham, Phil., 10/2/89
- 55 Tommy Kramer, Min., 9/19/85
- 54 John Brodie, SF, 11/13/66

### Completions

- 32 Randall Cunningham, Phil., 10/2/89
- 30 Vince Ferragamo, LA Rams, 12/26/82
- Mark Rypien, Wash, 11/26/89
- 28 John Brodie, SF, 11/13/66
- Chris Miller, 11/11/90

### Yards

- 509 Vince Ferragamo, LA Rams, 12/26/82
- 436 Tommy Kramer, Min., 9/19/85
- 401 Mark Rypien, Wash., 11/26/89

### Touchdowns

- 5 Steve Spurrier, SF, 11/19/72
- Tommy Kramer, Min., 11/28/82
- 4 Last: Rodney Peete, Det., 12/16/90

### Interceptions

- 5 Last: Mark Rypien, Wash., 12/9/90

### Consecutive completions

- 12 Jim Hart, St. L., 9/25/77

### Long

- 99† Sonny Jurgensen, Wash., 9/15/68
- 97 Pat Coffee, Chi. Cards, 12/5/37
- Bernie Kosar, Clev., 10/23/89
- 94 Eric Hipple, Det., 10/19/81

### Times sacked

- 11 Archie Manning, Min., 10/20/84
- 10 Guido Merkins, Phil., 10/4/87
- 8 Tony Adams, Min., 10/11/87

## RECEIVING

### Receptions

- 13 Bob Anderson, Den., 9/30/73
- 12 Bernie Casey, SF, 11/13/66
- 11 Pete Pihos, Phil., 12/11/55

### Yards

- 225 Bernie Casey, SF, 11/13/66
- 201 Gene Roberts, NY Giants, 10/23/49
- 192 Billy Wilson, SF, 10/23/55

### Touchdowns

- 3 Last: Jerry Rice, SF, 12/14/87

### Long

- 99† Gerry Allen, Wash., 9/15/68
- 97 Gaynell Tinsley, Chi. Cards, 12/5/37
- Webster Slaughter, Clev., 10/23/89
- 94 Leonard Thompson, Det., 10/19/81

## INTERCEPTIONS

### Interceptions

- 3 Last: Reggie Sutton, NO, 10/18/87

* NFL Record
--------------

† Tied NFL Record
-------------------

**Yards**

- 167 Dick Jauron, Det., 11/18/73  
 121 Milt Davis, Balt., 11/17/57  
 115 Bernie Parrish, Clev., 12/11/60

**Touchdowns**

- 2<sup>1</sup> Bobby Franklin, Clev., 12/11/60

**Long**

- 102 Bob Smith, Det., 11/24/49  
 99 Rick Sanford, NE, 12/5/82  
 95 Dick Jauron, Det., 11/18/73

**PUNTING****Punts**

- 14 Dick Nesbitt, Chi. Cards, 11/30/33  
 11 Last: Rich Camarillo, NE, 9/15/85

**Average**

- 61.8\* Bob Cifers, Det., 11/24/46  
 55.8 Sammy Baugh, Wash., 11/17/40  
 54.5 Tommy Davis, SF, 11/19/61

**Long**

- 84 Doug Russell, Chi. Cards, 9/11/38  
 79 Tommy Davis, SF, 11/19/61  
 75 Rich Camarillo, NE, 9/15/85

**PUNT RETURNS****Returns**

- 7 Danny Reece, TB, 12/2/79  
 6 Last: Robbie Martin, Det., 9/12/82

**Yards**

- 122 Hugh McElhenny, SF, 10/19/52  
 118 Jon Arnett, LA Rams, 11/2/58  
 108 Al Dodd, Atl., 10/13/74

**Fair catches**

- 7 Lem Barney, Det., 11/21/76  
 5 Willie Wood, GB, 11/15/70

**Long**

- 95 Steve Odom, GB, 11/10/74  
 94 Hugh McElhenny, SF, 10/19/52  
 93 Veryl Switzer, GB, 11/7/54

**KICKOFF RETURNS****Returns**

- 7 Last: Darrin Nelson, Min., 11/25/84

**Yards**

- 202 Carver Shannon, LA Rams, 10/13/63  
 184 Al Carmichael, GB, 10/6/55  
 182 Buster Rhymes, Min., 9/19/85

**Long**

- 106\* Al Carmichael, GB, 10/7/56  
 102 Ron Jessie, Det., 10/24/71  
 101 Bill Jefferson, Det., 11/23/41

**LONGEST PLAYS AT SOLDIER FIELD**

(Since Bears moved from Wrigley Field in 1971)

**RUN**

- Bears — 80 Neal Anderson, vs. GB, 11/27/88  
 Opp. — 68 Keith Woodside, GB, 12/17/89

**PASS**

- Bears — 89 Vince Evans, vs. Min., 9/21/80  
 Opp. — 90 Tony Eason, NE, 9/15/85

**CATCH**

- Bears — 89 Rickey Watts, vs. Min., 9/21/80  
 Opp. — 90 Craig James, NE, 9/15/85

**PUNT**

- Bears — 87 Dave Finzer, vs. NO, 10/7/84  
 Opp. — 75 Rich Camarillo, NE, 9/15/85

**PUNT RETURN**

- Bears — 95 Johnny Bailey, vs. KC, 12/29/90  
 Opp. — 77 Lee Nelson, St. L., 12/16/79

**KICKOFF RETURN**

- Bears — 99 Willie Gault, vs. Wash, 9/29/85  
 Opp. — 97 Del Rodgers, GB, 12/9/84

**INTERCEPTION RETURN**

- Bears — 92 Todd Bell, vs. Det., 11/22/81  
 Opp. — 99 Rick Sanford, NE, 12/5/82

**FIELD GOAL**

- Bears — 52 Bob Thomas, vs. Det., 11/18/84  
 Kevin Butler, vs. GB, 11/29/87  
 Kevin Butler, vs. Min., 9/23/90  
 Opp. — 52 Fred Cox, Min., 10/27/75



# BEARS TEAM RECORDS

## OFFENSE

### WON-LOST

#### WINNING PERCENTAGE

##### Highest, season

1.000<sup>†</sup> 1934 (13 games) 13-0  
1942 (11 games) 11-0

##### Lowest, season

.071 1969 (14 games) 1-13

#### CONSECUTIVE GAMES

##### Won

17\* 11/26/33—12/2/34  
16 11/9/41—12/6/42

##### Without losing

24 11/9/41—11/14/43 (23-0-1)

##### Wins at home

17 11/24/32—10/20/35

##### Wins on the road

10 9/28/41—12/6/42

##### Lost

8 12/15/68—11/2/69; 9/25—11/2/78

##### Without winning

11 11/3/29—10/5/30 (0-9-2)

##### Losses at home

8 11/23/69—11/8/70

##### Losses on the road

16 11/12/73—11/30/75

### SCORING

#### POINTS

##### Most, season

456 1985 (16 games)  
409 1965 (14 games)  
396 1941 (11 games)

##### Fewest, season

133 1933 (13 games)  
141 1982 (9 games)  
145 1931 (13 games)

##### Most, game

61 vs. SF, 12/12/65  
vs. GB, 12/7/80

##### Most, first half

41 vs. Wash. (20, 21) 11/28/48

##### Most, second half

49 at Phil. (21, 28) 11/30/41

##### Most, first quarter

21 vs. Chi. Cards, 10/11/42; vs.  
Wash. 11/9/80; vs. Clev. 9/7/86;  
vs. Cin. 9/28/86

##### Most, second quarter

31 vs. Wash. 9/29/85

##### Most, third quarter

27 vs. Chi. Cards 9/5/37

##### Most, fourth quarter

28 vs. Phil. 11/30/41; vs. Min. 9/17/89

#### TOUCHDOWNS

##### Most, season

56 1941 (11 games)  
54 1965 (14 games)

##### Fewest, season

16 1933 (13 games)  
1982 (9 games)

##### Most, game

9 vs. SF, 12/12/65  
vs. GB, 12/7/80

#### EXTRA POINTS MADE

##### Most, season

52 1965 (14 games)  
51 1985 (16 games)  
1948 (12 games)

##### Fewest, season

15 1933 (13 games)  
1932 (14 games)  
16 1982 (9 games)

##### Most, game

8 at NY, 11/14/43  
at Wash., 10/26/47

##### Most, season (no misses)

51 1985 (16 games)

#### EXTRA POINTS MISSED

##### Most, season

11 1939 (11 games)  
1941 (11 games)

##### Most, game

3 at Phil., 10/13/35  
at NY, 11/8/36  
at Pit., 10/2/39  
vs. Chi. Cards., 10/12/41  
vs. Clev., 11/9/41

#### FIELD GOALS MADE

##### Most, season

31 1985 (16 games)  
28 1986 (16 games)  
26 1990 (16 games)



**Fewest, season**

0 <sup>1</sup>	1944 (10 games)
	1947 (12 games)
	Since 1961:
8	1969 (14 games)

**Most, game**

5	vs. Det., 12/3/61
	at Phil., 10/20/68

**FIELD GOALS ATTEMPTED****Most, season**

41	1986 (16 games)
38	1985 (16 games)
37	1990 (16 games)

**Fewest, season**

0	1944 (10 games)
	Since 1961:
13	1974 (14 games)

**Most, game**

7	vs. GB, 11/17/63
---	------------------

**SAFETIES****Most, season**

3	1985 (16 games)
2	Last: 1986 (16 games)

**Most, game**

2	vs. Pit., 11/9/69
---	-------------------

**FIRST DOWNS****TOTAL****Most, season**

343	1985 (16 games)
319	1987 (15 games)
305	1986 (16 games)

**Fewest, season**

114	1937 (11 games)
115	1933 (13 games)
	Since 1961:
133	1982 (9 games)

**Most, game**

33	vs. GB, 12/7/80
30	at NY Yanks, 12/9/51

**Fewest, game**

2	vs. GB, 12/10/33
---	------------------

**RUSHING****Most, season**

176	1985 (16 games)
166	1986 (16 games)
154	1983 (16 games)

**Fewest, season**

55	1970 (14 games)
----	-----------------

* NFL Record	† Tied NFL Record
--------------	-------------------

**Most, game**

19	vs. GB, 11/6/55
	at GB, 10/30/77

**Fewest, game**

0	vs. Chi. Cards, 10/14/45
	at Balt., 10/5/57

**PASSING****Most, season**

156	1987 (15 games)
145	1985 (16 games)
144	1954 (12 games)

**Fewest, season**

41	1940 (11 games)
48	1942 (11 games)
54	1972 (14 games)

**Most, game**

21	at Dal., 11/18/62
----	-------------------

**Fewest, game**

0	vs. GB, 11/7/37
	at GB, 9/28/41

**BY PENALTY****Most, season**

42*	1987 (15 games)
32	1963 (14 games)
	1988 (16 games)

**Fewest, season**

5	1939 (11 games)
	Since 1961:
12	1972 (14 games)
	1977 (14 games)

**Most, game**

9	at Clev., 11/25/51
---	--------------------

**NET YARDS***(Rushing and passing)***YARDS****Most, season**

5,837	1985 (16 games)
5,830	1983 (16 games)
5,459	1986 (16 games)

**Fewest, season**

2,499	1982 (9 games)
2,641	1937 (11 games)
3,129	1973 (14 games)

**Most, game**

682	at NY Giants, 11/14/43
596	vs. Chi. Cards, 12/11/49
594	vs. GB, 12/7/80

**Fewest, game**

24	vs. Det., 11/22/81
66	at Den., 12/5/71
112	at SD, 12/4/78

## RUSHING

### ATTEMPTS

#### Most, season

674 1984 (16 games)  
634 1978 (16 games)

#### Fewest, season

275 1982 (9 games)  
353 1954 (12 games)  
1970 (14 games)

#### Most, game

72\* vs. Brk., 10/20/35

#### Fewest, game

14 vs. Min., 12/13/64  
at TB, 10/25/87

### YARDS

#### Most, season

2,965 1984 (16 games)  
2,847 1934 (13 games)

#### Fewest, season

988 1982 (9 games)

#### Most, game

408 vs. Brk., 10/20/35  
406 vs. GB, 11/6/55

#### Fewest, game

1 at LA Rams, 10/26/52

### AVERAGE

#### Highest, season

5.19 1934 (13 games)  
4.75 1968 (14 games)

#### Lowest, season

3.08 1953 (12 games)  
3.09 1970 (14 games)

#### Highest, game

13.75 at Cin., 9/30/34

#### Lowest, game

0.03 at LA Rams, 10/26/52

### TOUCHDOWNS

#### Most, season

30 1941 (11 games)

#### Fewest, season

3 1933 (13 games)  
1970 (14 games)

#### Most, game

6 vs. Det., 10/19/41

## PASSING

### ATTEMPTS

#### Most, season

494 1964 (14 games)  
493 1987 (15 games)

#### Fewest, season

147 1937 (11 games)  
Since 1961:  
205 1972 (14 games)

#### Most, game

59 at NY Giants, 10/23/49  
58 at Wash., 10/25/64

#### Fewest, game

4 vs. Det., 10/15/67

### COMPLETIONS

#### Most, season

282 1964 (14 games)  
272 1987 (15 games)

#### Fewest, season

56 1937 (11 games)  
Since 1961:  
78 1972 (14 games)

#### Most, game

34 at NY Giants, 10/23/49  
33 at Wash., 10/25/64

#### Fewest, game

1 Last: at Phil., 12/10/72

### COMPLETION PERCENTAGE

#### Highest, season

57.9 1984 (16 games), (226 of 390)

#### Lowest, season

29.7 1934 (13 games), (57 of 192)

#### Highest, game (10+)

83.3 vs. GB, 12/7/80, (20 of 24)

#### Lowest, game (10+)

11.7 vs. Den., 12/12/76, (2 of 17)

### YARDS

(Net since 1952)

#### Most, season

3,104 1954 (12 games)  
3,103 1983 (16 games)

#### Fewest, season

955 1934 (13 games)  
1,108 1972 (14 games)

#### Most, game

488 at NY Giants, 11/14/43  
468 vs. Chi. Cards, 12/11/49

#### Fewest, game

-20 vs. Det., 11/22/81  
-16 at Hou., 11/6/77

### AVERAGE GAIN

#### Highest, season

10.21 1941 (11 games)

#### Lowest, season

4.97 1943 (13 games)  
5.02 1969 (14 games)

## SACKED

### Most, season

55	1969 (14 games)
53	1983 (16 games)

### Fewest, season

20	1963 (14 games)
24	1986 (16 games)
	1988 (16 games)

### Most, game

9	at Min., 11/2/69
	at Den., 12/5/71

## YARDS LOST

### Most, season

439	1969 (14 games)
-----	-----------------

### Fewest, season

109	1947 (12 games)
153	1986 (16 games)

### Most, game

70	at Den., 12/5/71
----	------------------

## TOUCHDOWNS

### Most, season

29	1947 (12 games)
----	-----------------

### Fewest, season

5	1950 (12 games)
---	-----------------

### Most, game

7 <sup>†</sup>	at NY Giants, 11/14/43
----------------	------------------------

## HAD INTERCEPTED

### Most, season

35	1947 (12 games)
	1954 (12 games)

### Fewest, season

11	1941 (11 games)
	1982 (9 games)
12	1945 (10 games)
	1965 (14 games)
	1990 (16 games)

### Most, game

8	at Det., 9/22/68
7	vs. LA Rams, 10/9/49

## INTERCEPTION PERCENTAGE

### Highest, season

14.95	1942 (11 games)
-------	-----------------

### Lowest, season

2.79	1990 (16 games)
3.25	1988 (16 games)
3.32	1965 (14 games)

## PUNTING

### PUNTS

### Most, season

114*	1981 (16 games)
100	1976 (14 games)
96	1978 (16 games)

### Fewest, season

32	1941 (11 games)
58	1965 (14 games)

### Most, game

17	vs. GB, 10/22/33
14	vs. GB, 12/10/33

### Fewest, game

0	vs. GB, 11/6/55
	at NY, 11/28/65
	vs. Det., 10/1/72

## GROSS AVERAGE

### Highest, season

46.5	1963 (14 games)
------	-----------------

### Lowest, season

35.7	1945 (10 games)
36.2	1983 (16 games)

### Highest, game (4+ punts)

57.3	vs. LA Rams, 11/16/52
------	-----------------------

### Lowest, game (4+)

25.0	at Card-Pitt., 12/3/44
------	------------------------

## PUNT RETURNS

### RETURNS

### Most, season

64	1984 (16 games)
60	1950 (12 games)

### Fewest, season

19	1968 (14 games)
----	-----------------

### Most, game

11	vs. Chi. Cards., 10/8/50
----	--------------------------

## YARDS

### Most, season

781	1948 (12 games)
-----	-----------------

### Fewest, season

81	1968 (14 games)
----	-----------------

### Most, game

151	vs. Chi. Cards, 10/12/41
-----	--------------------------

### Fewest, game

-6	vs. Min., 12/19/65
----	--------------------

## AVERAGE

### Highest, season

20.2	1941 (11 games)
------	-----------------

### Lowest, season

3.4	1957 (12 games)
-----	-----------------

\* NFL Record

† Tied NFL Record



## TOUCHDOWNS

### Most, season

2 1941 (11 games)  
1987 (15 games)

### Most, game

1 Last: vs. KC, 12/29/90

## FAIR CATCHES

### Most, season

28 1967 (14 games)

### Fewest, season

3 1975 (14 games)

### Most, game

6 at St. L., 10/31/66  
vs. Min., 12/10/67

## KICKOFF RETURNS

### RETURNS

### Most, season

74 1975 (14 games)

### Fewest, season

20 1942 (11 games)

### Most, game

10 at Chi. Cards, 11/27/55

### Fewest, game

0 Last: vs. Balt., 10/10/54

## YARDS

### Most, season

1,644 1975 (14 games)

### Fewest, season

424 1963 (14 games)

### Most, game

304 vs. GB, 11/9/52

### Fewest, game

0 Last: at Min., 10/1/67

## AVERAGE

### Highest, season

29.4\* 1972 (14 games)

### Lowest, season

16.3\* 1963 (14 games)  
1990 (16 games)  
16.4 1983 (16 games)

## TOUCHDOWNS

### Most, season

4<sup>1</sup> 1970 (14 games)  
3 1967 (14 games)

### Most, game

2<sup>1</sup> at GB, 9/22/40  
vs. GB, 11/9/52

## PENALTIES

### PENALTIES

### Most, season

122 1948 (12 games)

### Fewest, season

57 1955 (12 games)  
58 1982 (9 games)

### Most, game

22<sup>1</sup> at Phil., 11/26/44

### Fewest, game

0<sup>1</sup> at Clev., 10/9/38  
vs. Min., 10/23/72

## YARDS PENALIZED

### Most, season

1,194 1968 (14 games)

### Fewest, season

422 1982 (9 games)  
498 1955 (12 games)

### Most, game

170 at Phil., 11/26/44

### Fewest, game

0<sup>1</sup> at Clev., 10/9/38  
vs. Min., 10/23/72

## TURNOVERS

### TURNOVERS

### Most, season

58 1947 (12 games)

### Fewest, season

19 1982 (9 games)

### Most, game

10 at Det., 9/22/68

## THANKSGIVING DAY GAMES

The Bears and Lions meet on Thanksgiving Day this year for the 12th time in 57 years, and the first since 1980. Chicago has been a participant on Turkey Day 12 previous times, compiling a 7-5 mark. They have never hosted the game.

11/26/81	Cowboys 10	Bears 9	11/24/47	Bears 34	Lions 14
11/27/80	Bears 23	Lions 17 (OT)	11/24/38	Lions 14	Bears 7
11/22/79	Lions 20	Bears 9	11/28/37	Bears 13	Lions 0
11/24/77	Bears 31	Lions 14	11/26/36	Lions 13	Bears 7
11/26/64	Bears 27	Lions 24	11/28/35	Lions 14	Bears 2
11/24/49	Bears 28	Lions 7	11/29/34	Bears 19	Lions 16

# DEFENSE

## SCORING

### POINTS ALLOWED

<b>Most, season</b>	
379	1964 (14 games) 1975 (14 games)
<b>Fewest, season</b>	
44*	1932 (14 games)
187	1986 (16 games)
<b>Most, game</b>	
53	at Chi. Cards, 11/27/55
<b>Most, first half</b>	
34	at Balt. (27, 7), 10/4/58
<b>Most, second half</b>	
35	at GB (21, 14), 9/30/62
<b>Most, first quarter</b>	
27	at Balt., 10/4/58
<b>Most, second quarter</b>	
24	at SF, 9/19/65
<b>Most, third quarter</b>	
21	vs. GB, 9/30/62; at SF, 9/19/65; vs. GB., 12/14/69; at Det., 10/5/ 70; at Atl., 10/14/73; at Sea., 9/ 23/84
<b>Most, fourth quarter</b>	
28	at LA Rams, 10/26/52; vs. GB, 11/6/55

### TOUCHDOWNS ALLOWED

<b>Most, season</b>	
48	1975 (14 games)
<b>Fewest, season</b>	
6†	1932 (14 games)
<b>Most, game</b>	
7	Last: at SF, 9/19/65

### EXTRA POINTS ALLOWED

<b>Most, season</b>	
47	1975 (14 games)
<b>Fewest, season</b>	
4	1932 (14 games)
<b>Most, game</b>	
7	at GB, 9/30/62 at Balt., 9/27/64 at SF, 9/19/65

### OPP.'S EXTRA POINTS MISSED

<b>Most, season</b>	
6	1955 (12 games)
<b>Most, game</b>	
3	vs. Clev., 11/24/40

\* NFL Record

† Tied NFL Record

### FIELD GOALS ALLOWED

<b>Most, season</b>	
26	1989 (16 games)
25	1973 (14 games)
22	1990 (16 games)
<b>Fewest, season</b>	
0†	1932 (14 games) 1942 (11 games)
<b>Most, game</b>	
5	vs. Wash., 11/14/71 vs. Min., 9/23/73 vs. KC, 12/29/90

### FIELD GOAL ATTEMPTS ALLOWED

<b>Most, season</b>	
41	1971 (14 games)
<b>Fewest, season</b>	
2	1942 (11 games)
17	1963 (14 games)
<b>Most, game</b>	
7	vs. Dal, 11/24/68

### OPPONENTS' SAFETIES

<b>Most, season</b>	
2	Last: 1988 (16 games)
<b>Most, game</b>	
1	Last: at TB, 11/20/88

## FIRST DOWNS

### TOTAL ALLOWED

<b>Most, season</b>	
332	1989 (16 games)
290	1981 (16 games)
286	1983 (16 games)
<b>Fewest, season</b>	
98	1942 (11 games)
166	1982 (9 games)
<b>Most, game</b>	
35	at Wash., 11/26/89
30	at LA Rams, 10/24/54
<b>Fewest, game</b>	
3	at Clev., 10/9/38 at Det., 11/23/41
6	vs Sea., 9/9/90

### RUSHING ALLOWED

<b>Most, season</b>	
138	1973 (14 games)
<b>Fewest, season</b>	
35*	1942 (11 games)
53	1982 (9 games)
<b>Most, game</b>	
19	at Min., 10/17/65 vs. Den., 12/12/76

**Fewest, game**

0 <sup>1</sup>	at Clev., 10/10/37
	at Chi. Cards, 12/6/42
	at Det., 10/28/45
	at TB, 10/6/85
	vs. Buffalo, 10/2/88

**PASSING ALLOWED****Most, season**

191	1989 (16 games)
158	1987 (15 games)
	1988 (16 games)

**Fewest, season**

33 <sup>*</sup>	1943 (10 games)
-----------------	-----------------

**Most, game**

22	at Min., 9/19/85
21	at LA Rams, 12/26/82
	at Wash., 11/26/89

**Fewest, game**

0 <sup>1</sup>	Last: vs. Atl. 11/24/85
----------------	-------------------------

**BY PENALTY****Most, season**

36	1968 (14 games)
----	-----------------

**Fewest, season**

10	1953 (12 games)
	Since 1961:
18	1963 (14 games)
	1970 (14 games)
	1971 (14 games)
	1976 (14 games)

**Most, game**

7	at Phil., 11/26/44
---	--------------------

**NET YARDS**

(Rushing &amp; passing)

**YARDS ALLOWED****Most, season**

5,729	1989 (16 games)
5,394	1981 (16 games)

**Fewest, season**

1,703	1942 (11 games)
3,176	1963 (14 games)

**Most, game**

557	at LA Rams, 10/24/54
-----	----------------------

**Fewest, game**

54	at Pit., 10/2/39
----	------------------

**RUSHING****ATTEMPTS ALLOWED****Most, season**

564	1978 (16 games)
-----	-----------------

**Fewest, season**

294	1942 (11 games)
359	1985 (16 games)

**Most, game**

59	vs. Den., 12/12/76
----	--------------------

**Fewest, game**

10	vs. Mia., 9/4/88
	vs. Buf., 10/2/88
11	vs. GB, 11/27/88
12	vs. Det., 11/22/87

**YARDS ALLOWED****Most, season**

2,509	1973 (14 games)
-------	-----------------

**Fewest, season**

519 <sup>*</sup>	1942 (11 games)
------------------	-----------------

**Most, game**

393	at Det., 11/26/36
356	vs. Den., 12/12/76

**Fewest, game**

-36	vs. Phil., 11/19/39
-17	at Chi. Cards, 12/6/42

**AVERAGE ALLOWED****Highest, season**

5.28	1955 (12 games)
------	-----------------

**Lowest, season**

1.77	1942 (11 games)
------	-----------------

**Highest, game**

8.03	at Clev., 11/25/51
------	--------------------

**Lowest, game**

-0.89	at Chi. Cards, 12/6/42
-------	------------------------

**TOUCHDOWNS ALLOWED****Most, season**

25	1975 (14 games)
----	-----------------

**Fewest, season**

3	1932 (14 games)
	1942 (11 games)
4	1986 (16 games)
5	1987 (15 games)
	1988 (16 games)

**Most, game**

6	at Chi. Cards, 11/28/29
5	at GB, 9/30/62
	vs. GB, 11/4/62

**PASSING****ATTEMPTS ALLOWED****Most, season**

554	1989 (16 games)
545	1988 (16 games)

**Fewest, season**

187	1933 (13 games)
296	1969 (14 games)

**Most, game**

62	vs. Phil., 10/2/89
57	at Det., 10/9/88



**Fewest, game**

3 vs. NY, 11/17/35  
at Det., 11/28/35

**COMPLETIONS ALLOWED****Most, season**

307 1989 (16 games)  
258 1990 (16 games)  
255 1987 (15 games)

**Fewest, season**

59 1935 (12 games)  
150 1969 (14 games)

**Most, game**

32 vs. Phil., 10/2/89  
30 at LA Rams, 12/26/82  
at Wash., 11/26/89  
28 vs. SF, 11/13/66  
vs. Atl., 11/11/90

**Fewest, game**

0† vs. Chi. Cards, 10/15/33  
at Bos., 11/5/33  
at GB, 9/25/49

**OPPONENTS' COMPLETION PCT.****Highest, season**

59.1 1970 (14 games)

**Lowest, season**

30.4 1935 (12 games)

**Highest, game (10+ attempts)**

86.7 at Balt., 9/27/64

**Lowest, game (10+)**

0.0 at GB, 9/25/49

**YARDS ALLOWED**

(Net Since 1952)

**Most, season**

3,832 1989 (16 games)  
3,248 1981 (16 games)  
3,220 1990 (16 games)

**Fewest, season**

691 1933 (13 games)  
1,674 1973 (14 games)

**Most, game**

509 at LA Rams, 12/26/82  
411 at Wash., 10/26/47  
at Min., 9/19/85

**Fewest, game**

-22 vs. Atl., 11/24/85  
-12 at GB, 11/4/73

**AVERAGE GAIN ALLOWED****Highest, season**

8.69 1968 (14 games)

**Lowest, season**

3.57 1934 (13 games)

**SACKS**

(since 1972)

**Most, season**

72 1984 (16 games)  
70 1987 (15 games)  
64 1985 (16 games)

**Fewest, season**

23 1972 (14 games)

**Most, game**

12 at Det., 12/16/84  
11 at Phil., 10/4/87  
vs. Min., 10/28/84  
9 vs. GB, 12/13/70  
vs. St. L., 12/16/79  
vs. Min., 10/11/87

**YARDS LOST****Most, season**

583 1984 (16 games)  
503 1986 (16 games)  
484 1987 (15 games)

**Fewest, season**

154 1953 (12 games)

**Most, game**

107 vs. Det., 11/20/60

**TD PASSES ALLOWED****Most, season**

27 1961 (14 games)  
1964 (14 games)

**Fewest, season**

2 1934 (13 games)  
7 1977 (14 games)

**Most, game**

5 at Pit., 9/28/80  
vs. SF, 11/19/82  
at Min., 11/28/82  
4 Last: vs. Det., 12/16/90

**OPPONENTS' INTERCEPTION PCT.****Highest, season**

19.07 1935 (12 games)

**Lowest, season**

2.73 1964 (14 games)

**INTERCEPTIONS****INTERCEPTIONS****Most, season**

37 1935 (12 games)  
36 1963 (14 games)  
31 1990 (16 games)

\* NFL Record

† Tied NFL Record

**Fewest, season**

10 1960 (12 games)  
1964 (14 games)

**Most, game**

7 at GB, 9/22/40  
at Det., 11/22/42  
at Chi. Cards, 12/5/54  
vs. St. L., 11/19/67

**YARDS RETURNED****Most, season**

585 1941 (11 games)  
537 1963 (14 games)

**Fewest, season**

69 1987 (15 games)  
99 1982 (9 games)  
107 1945 (10 games)

**Most, game**

149 vs. LA Rams, 10/11/64

**TOUCHDOWNS****Most, season**

4 1939 (11 games)  
1950 (12 games)  
1963 (14 games)  
1985 (16 games)

**Most, game**

2 Last: at Dal., 11/17/85

**PUNTING****PUNTS ALLOWED****Most, season**

100 1984 (16 games)  
99 1983 (16 games)  
98 1981 (16 games)

**Fewest, season**

42 1945 (10 games)  
Since 1961:  
49 1982 (9 games)  
62 1964 (14 games)  
1972 (14 games)

**Most, game**

16 vs. Chi. Cards, 11/30/33  
15 vs. NY Giants, 11/17/35

**Fewest, game**

0<sup>†</sup> at Det., 12/2/56  
at GB, 9/24/67  
at Mia., 9/23/79  
vs. GB, 12/17/89

**GROSS AVERAGE ALLOWED****Highest, season**

46.6 1964 (14 games)

**Lowest, season**

36.3 1976 (14 games)

**Highest, game (4+ punts)**

61.8 vs. Det., 11/24/46  
54.5 at SF, 11/19/61

**Lowest, game (4+)**

25.5 at Pit., 11/30/58

**PUNT RETURNS****RETURNS ALLOWED****Most, season**

65 1981 (16 games)

**Fewest, season**

20 1941 (11 games)

**Most, game**

9 at Chi. Cards, 11/29/59

**YARDS ALLOWED****Most, season**

633 1974 (14 games)

**Fewest, season**

106 1969 (14 games)

**Most, game**

147 vs. GB, 11/8/59

**AVERAGE RETURN ALLOWED****Highest, season**

17.0 1941 (11 games)

**Lowest, season**

3.8 1969 (14 games)

**TOUCHDOWNS ALLOWED****Most, season**

2 1933 (13 games)  
1941 (11 games)  
1947 (12 games)  
1952 (12 games)  
1954 (12 games)

**Most, game**

1 Last: at SF, 12/14/87

**FAIR CATCHES ALLOWED****Most, season**

26 1972 (14 games)  
1973 (14 games)

**Fewest, season**

5 1989 (16 games)  
6 1990 (16 games)  
7 1980 (16 games)  
1982 (9 games)  
1987 (15 games)

**Most, game**

7 vs. Det., 11/21/76  
6 at GB, 12/16/73

\* NFL Record

† Tied NFL Record

**KICKOFF RETURNS****RETURNS ALLOWED****Most, season**

78	1985 (16 games)
73	1990 (16 games)
72	1965 (14 games)

**Fewest, season**

30	1982 (9 games)
32	1971 (14 games)

**Most, game**

10	vs. Det., 9/24/89
9	at Bos., 11/21/48
	vs. Balt., 10/21/56

**Fewest, game**

0 <sup>1</sup>	Last: vs. GB, 12/16/73
----------------	------------------------

**YARDS ALLOWED****Most, season**

1,827	1985 (16 games)
1,583	1965 (14 games)
1494	1990 (16 games)

**Fewest, season**

435	1940 (11 games)
537	1982 (9 games)
700	1945 (10 games)
	1974 (14 games)

**Most, game**

275	at Det., 9/24/89
254	at LA Rams, 10/13/63

**AVERAGE ALLOWED****Highest, season**

27.8	1960 (12 games)
------	-----------------

**Lowest, season**

16.0	1946 (11 games)
17.5	1947 (12 games)

**TOUCHDOWNS ALLOWED****Most, season**

1	Last: 1984
---	------------

**Most, game**

1	Last: vs. GB, 12/9/84
---	-----------------------

**FUMBLES****FUMBLES****Most, season**

56 <sup>1</sup>	1938 (11 games)
-----------------	-----------------

**Fewest, season**

16	1963 (14 games)
	1982 (9 games)

**Most, game**

8	at Chi. Cards, 9/11/38
---	------------------------

**RECOVERED****Most, season**

51	1938 (11 games)
----	-----------------

**Fewest, season**

9	1988 (16 games)
11	1987 (15 games)
15	1943 (10 games)
	1982 (9 games)

**Most, game**

8	vs. Clev., 11/24/40
	at Balt., 12/5/65
	at NY Giants, 12/18/77

**OWN RECOVERED****Most, season**

37 <sup>*</sup>	1938 (11 games)
19	1942 (11 games)

**Fewest, season**

5	1955 (12 games)
	1963 (14 games)

**Most, game**

7	at Chi. Cards, 9/11/38
	at NY Giants, 12/18/77

**OPPONENTS' FUMBLES****Most, season**

44	1952 (12 games)
----	-----------------

**Fewest, season**

13	1960 (12 games)
----	-----------------

**Most, game**

7	Last: at LA Rams, 9/16/66
---	---------------------------

**TIME OF POSSESSION**

Year	Bears TOP	NFC Rank	NFL Rank	League Leader
1990	33:06	2	2	33:19 Philadelphia
1989	31:10	5	8	33:43 New Orleans
1988	33:02	1	1	32:38 NY Giants (second)
1987	31:58	2	2	34:01 New Orleans
1986	32:21	2	2	32:35 Atlanta
1985	34:33	1	1	33:17 Washington (second)
1984	35:08	1	1	32:49 Washington (second)
1983	32:11	3	3	33:44 Washington
1982	29:28	10	19	33:26 Cincinnati



## OPPONENTS' RECOVERED

### Most, season

26	1952 (12 games)
24	1962 (14 games)
	1965 (14 games)

### Fewest, season

6	1943 (10 games)
	1945 (10 games)
7	1982 (9 games)

### Most, game

5	Last: at Den., 9/30/73
---	------------------------

## FUMBLES LOST

### Most, season

26	1973 (14 games)
----	-----------------

### Fewest, season

8	1978 (16 games)
	1979 (16 games)
	1982 (9 games)
10	1956 (12 games)
	1960 (12 games)

### Most, game

5	Last: vs. Dal., 9/16/73
---	-------------------------

## TOUCHDOWNS

### Most, season

5	1942 (11 games)
---	-----------------

### Most, game

2	vs. Wash., 11/28/48
---	---------------------

## PENALTIES

### OPPONENTS' PENALTIES

#### Most, season

129	1980 (16 games)
-----	-----------------

#### Fewest, season

34	1942 (11 games)
43	1941 (11 games)
	Since 1961:

52	1982 (9 games)
----	----------------

#### Most, game

21	at Clev., 11/25/51
----	--------------------

#### Fewest, game

0 <sup>1</sup>	Last: at Min., 12/3/72
----------------	------------------------

## OPPONENTS' YARDS PENALIZED

#### Most, season

1,109	1980 (16 games)
-------	-----------------

#### Fewest, season

110	1937 (11 games)
-----	-----------------

#### Most, game

209	at Clev., 11/25/51
-----	--------------------

#### Fewest, game

0 <sup>1</sup>	Last: at Min., 12/3/72
----------------	------------------------

## TURNOVERS

### TURNOVERS

#### Most, season

54	1954 (12 games)
	1963 (14 games)
	1985 (16 games)

#### Fewest, season

17 <sup>1</sup>	1982 (9 games)
-----------------	----------------

#### Most, game

12 <sup>7</sup>	at Det., 11/22/42
-----------------	-------------------

## MARGIN OF VICTORY & DEFEAT

In their 72-year history, the Bears have played 964 games. They are 152-82 (.650) in contests decided by 20-or-more points, 188-156 (.546) when the final score is within seven, and 97-71 (.577) in three-point games—including 27-20 in one-point battles. Following is a list of the Bears biggest wins and losses:

### Bears Win

73*	at Washington	12/8/40	73-0
57	at Baltimore	11/25/62	57-0
54	vs. Green Bay	12/7/80	61-7
49	at New York Giants	11/14/43	56-7
49	vs. Detroit	10/19/41	49-0

### Bears Lose

52	at Baltimore	9/27/64	52-0
49	at Green Bay	9/30/62	49-0
47	at Houston	11/6/77	47-0
42	at Cleveland	12/11/60	42-0
42	at Detroit	9/22/68	42-0
42	at Washington	12/15/74	42-0

\* Playoff game



## CAREER COACHING RECORDS

	Years	Overall	Regular	Post-season
		W-L-T (Pct.)	W-L-T	W-L-T
1 Ralph Jones	1930-32	24-10-7 (.706)	23-10-7	1-0-0
2 George Halas	1920-29; 33-42 46-55; 58-67	331-152-31 (.685)	325-148-31	6-4-0
<b>3 Mike Ditka</b>	<b>1982-90</b>	<b>96-51-0 (.653)</b>	<b>90-46-0</b>	<b>6-5-0</b>
4 Heartley Anderson/ Luke Johnsos	1943-45	18-11-2 (.621)	17-11-2	1-0-0
5 John Driscoll	1956-57	14-10-1 (.583)	14-9-1	0-1-0
6 Jack Pardee	1975-77	20-23-0 (.465)	20-22-0	0-1-0
7 Neill Armstrong	1978-81	30-35-0 (.462)	30-34-0	0-1-0
8 Jim Dooley	1968-71	20-36-0 (.357)	20-36-0	None
9 Abe Gibron	1972-74	11-30-1 (.268)	11-30-1	None
<b>TOTALS</b>	<b>1920-90</b>	<b>564-358-42 (.612)</b>	<b>550-346-42</b>	<b>14-12-0</b>



## CAREER SCORING

	Years	Ru	Rec	Ret	PAT	FG	Pts
1 Walter Payton (hb)	1975-87	110	15	0	0/0	0/0	750
<b>2 Kevin Butler (k)</b>	<b>1985-90</b>	<b>0</b>	<b>0</b>	<b>0</b>	<b>231/238</b>	<b>134/182</b>	<b>633</b>
3 Bob Thomas (k)	1975-84	0	0	0	245/268	128/205	629
4 George Blanda (k-qb)	1949-58	5	0	0	247/250	88/201	541
5 Mac Percival (k)	1967-73	0	0	0	159/162	99/182	456
6 Roger Leclerc (k)	1960-66	0	0	0	152/158	75/146	377
7 Jack Manders (fb-lb-hb-db-k)	1933-40	11	6	2	133/x	40/x	367
8 Rick Casares (fb)	1955-64	49	10	0	0/0	0/0	354
9 Gale Sayers (rb)	1965-71	39	9	8	0/0	0/0	336
10 Ken Kavanaugh (e)	1940-41; 45-50	0	50	2	1/1	0/0	313
<b>11 Neal Anderson (rb)</b>	<b>1986-90</b>	<b>36</b>	<b>11</b>	<b>0</b>	<b>0/0</b>	<b>0/0</b>	<b>282</b>
12 Johnny Lujack (qb-k)	1948-51	21	0	0	130/136	4/9	268
13 Harlon Hill (e)	1954-61	0	40	0	0/0	0/0	240
14 George McAfee (hb-db)	1940-41; 45-50	22	11	6	0/0	0/0	234
15 Ray (Scooter) McLean (hb-db)	1940-47	6	21	3	45/54	0/1	225
16 Willie Galimore (rb)	1957-63	26	10	1	0/0	0/0	222
Johnny Morris (rb-wr)	1958-67	5	31	1	0/0	0/0	222
18 Mike Ditka (te)	1961-66	0	34	2	0/0	0/0	216
19 Hugh Gallarneau (hb)	1941-42; 45-47	26	7	2	0/0	0/0	210
Dick Gordon (wr)	1965-71	0	35	0	0/0	0/0	210

x—figures not available



## CAREER INTERCEPTIONS

	Years	Int	Yards	Avg	TD
1 Gary Fencik (s)	1976-87	38	483	12.7	1
2 Richie Petitbon (s)	1959-68	37	643	17.4	3
3 Bennie McCrae (cb)	1962-70	27	485	18.0	4
4 Dave Whitsell (cb)	1961-66	26	397	15.3	2
5 George McAfee (db)	1940-41; 45-50	25	350	14.0	1
6 JC Caroline (db)	1956-65	24	405	16.9	2
Doug Buffone (lb)	1966-79	24	211	8.8	0
8 Roosevelt Taylor (s)	1961-69	23	414	18.0	3
9 Allan Ellis (cb)	1973-77; 79-80	22	185	8.4	1
Dick Butkus (lb)	1965-73	22	166	7.5	0



## CAREER RUSHING

	Years	Att	Yards	Avg	TD
1 Walter Payton (hb)	1975-87	3,838	16,726	4.4	10
2 Rick Casares (fb)	1955-64	1,386	5,675	4.1	49
3 Gale Sayers (hb)	1965-71	991	4,956	5.0	39
<b>4 Neal Anderson (rb)</b>	<b>1986-90</b>	<b>947</b>	<b>4,191</b>	<b>4.4</b>	<b>36</b>
5 Roland Harper (rb)	1975-82	757	3,044	4.0	15
6 Willie Galimore (hb)	1957-63	670	2,985	4.5	26
7 Matt Suhey (fb)	1980-89	829	2,946	3.6	20
8 Ronnie Bull (hb-fb)	1962-70	787	2,871	3.7	9
9 Bronko Nagurski (fb)	1930-37; 43	633	2,778	4.4	18
10 Bobby Douglass (qb)	1969-75	373	2,470	6.6	20
11 Ray Nolting (hb)	1936-43	508	2,285	4.5	0
12 George Gulyanics (hb)	1947-52	609	2,081	4.1	19
13 Gary Famiglietti (fb-hb)	1938-45	505	1,927	3.8	20
14 Beattie Feathers (hb)	1934-47	320	1,846	5.8	14
15 Bill Osmanski (fb)	1939-43; 46-47	368	1,753	4.8	20
16 George McAfee (hb)	1940-41; 45-50	341	1,685	4.9	22
17 Jack Manders (fb-hb)	1933-40	451	1,586	3.4	11
18 Hugh Gallarneau (hb)	1941-42; 45-47	343	1,421	4.1	26
19 John Hoffman (fb-hb)	1949-56	317	1,366	4.3	7
20 Joe Maniaci (fb-hb)	1938-41	260	1,295	5.0	12



## CAREER PASSING

	Years	(400+ Attempts)			Yards	Y/Att	TD	TD%	Int	Int%	Rate
		Att	Cmp	Cmp%							
1 Jim McMahon	1982-88	1,513	874	57.8	11,203	7.37	67	4.4	56	3.7	80.4
2 Sid Luckman	1939-50	1,744	904	51.8	14,686	8.42	137	7.9	132	7.6	75.0
<b>3 Jim Harbaugh</b>	<b>1988-90</b>	<b>598</b>	<b>346</b>	<b>57.8</b>	<b>3,958</b>	<b>6.62</b>	<b>15</b>	<b>2.5</b>	<b>17</b>	<b>2.8</b>	<b>74.4</b>
4 Bill Wade	1961-66	1,407	767	54.5	9,958	7.08	68	4.8	66	4.7	73.4
5 Rudy Bukich	1958-59; 62-68	878	474	54.0	6,254	7.12	46	5.2	45	5.1	72.8
6 Johnny Lujack	1948-51	808	404	50.0	6,295	7.79	41	5.1	54	6.7	65.3
7 Mike Tomczak	1985-90	915	454	49.6	6,247	6.83	33	3.6	47	5.1	62.5
8 Ed Brown	1954-61	1,246	607	48.7	9,698	7.78	63	5.1	88	7.1	62.5
9 Mike Phipps	1977-81	482	253	52.5	2,806	5.82	15	3.1	27	5.6	57.1
Bernie Masterson	1934-40	409	156	38.1	3,366	8.23	34	8.3	38	9.3	57.1
11 Jack Concannon	1967-71	951	486	51.1	5,222	5.49	31	3.3	52	5.5	55.6
12 Bob Avellini	1975-82	1,057	530	50.1	6,823	6.46	33	3.1	66	6.2	55.3
13 Vince Evans	1977-82	808	388	48.0	5,064	6.27	26	3.2	46	5.7	55.1
14 George Blanda	1949-58	988	445	45.0	5,936	6.01	48	4.9	70	7.1	51.4
15 Gary Huff	1973-76	614	310	50.5	3,271	6.33	12	2.0	34	5.5	50.1



## CAREER SACKS

	Years	Sacks
1 Richard Dent	1983-90	94.0
2 Jim Osborne	1972-84	81.5
3 Dan Hampton	1979-90	78.5
<b>4 Steve McMichael</b>	<b>1981-90</b>	<b>69.5</b>
5 Mike Hartenstine	1975-86	55.5



## CAREER FGs

	Years	FG	FGA	Pct.
1 Kevin Butler	1985-90	134	182	73.6
2 Bob Thomas	1975-84	128	205	62.4
3 Mac Percival	1967-73	99	182	54.4
4 George Blanda	1949-58	88	201	43.8
5 Roger Leclerc	1960-66	75	146	51.4





# CAREER RECEIVING

## YARDS

	Years	Yards	Catches	Avg	TD	
1	Johnny Morris (wr)	1958-67	5,059	356	14.2	31
2	Harlon Hill (wr)	1954-61	4,616	226	20.4	40
3	Walter Payton (rb)	1975-87	4,538	492	9.2	15
4	Mike Ditka (te)	1961-66	4,503	316	14.3	34
5	Willie Gault (wr)	1983-87	3,650	184	19.8	27
6	Ken Kavanaugh (e)	1940-41; 45-50	3,626	162	22.4	50
7	Dick Gordon (wr)	1965-71	3,550	238	14.9	35
8	James Scott (wr)	1976-80; 82	3,202	177	18.1	20
9	Jim Dooley (wr)	1952-54; 56-57; 59-62	3,172	211	15.0	16
10	Jim Keane (e)	1946-51	3,031	206	14.7	23
11	Bill McColl (e)	1952-59	2,815	201	14.0	25
12	Dennis McKinnon (wr)	1983-89	2,753	182	15.1	21
13	Emery Moorehead (te)	1981-88	2,730	200	13.7	14
14	Ray (Scooter) McLean (rb)	1940-47	2,232	103	21.7	21
15	Matt Suhey (rb)	1980-89	2,109	259	8.1	5
16	Brian Baschnagel (wr)	1976-84	2,024	134	15.1	9
17	George Farmer (wr)	1970-75	1,909	113	16.9	10
18	Gene Schroeder (e)	1951-52; 54-57	1,870	104	18.0	13
19	John Hoffman (e)	1949-56	1,870	136	13.8	9
20	Neal Anderson (rb)	1986-90	1,836	182	10.1	11
21	Dennis Gentry (wr)	1982-90	1,813	143	12.7	7
22	Ron Morris (wr)	1987-90	1,800	109	16.5	9
23	Rick Casares (fb)	1955-64	1,538	182	8.5	10
24	Rickey Watts (wr)	1979-82	1,411	82	17.4	8
25	Ronnie Bull (hb-fb)	1962-70	1,404	163	8.6	4

## CATCHES

	Years	Catches	Yards	Avg	TD	
1	Walter Payton (rb)	1975-87	492	4,538	9.2	15
2	Johnny Morris (wr)	1958-67	356	5,059	14.2	31
3	Mike Ditka (te)	1961-66	316	4,503	14.3	34
4	Matt Suhey (fb)	1980-89	259	2,109	8.1	5
5	Dick Gordon (wr)	1965-71	238	3,550	14.9	35
6	Harlon Hill (e)	1954-61	226	4,616	20.4	40
7	Jim Dooley (wr)	1952-54; 56-57; 59-62	211	3,172	15.0	16
8	Jim Keane (e)	1946-51	206	3,031	14.7	23
9	Bill McColl (e)	1952-59	201	2,815	14.0	25
10	Emery Moorehead (te)	1981-88	200	2,730	13.7	14
11	Willie Gault (wr)	1983-87	184	3,650	19.8	27
12	Neal Anderson (rb)	1986-90	182	1,836	10.1	11
	Dennis McKinnon (wr)	1983-89	182	2,753	15.1	21
	Rick Casares (fb)	1955-64	182	1,538	8.5	10
15	James Scott (wr)	1976-80; 82	177	3,202	18.1	20
16	Ronnie Bull (hb-fb)	1962-70	163	1,404	8.6	4
17	Ken Kavanaugh (e)	1940-41; 45-50	162	3,626	22.4	50
18	Dennis Gentry (wr)	1982-90	143	1,813	12.7	7
19	John Hoffman (e)	1949-56	136	1,870	13.8	9
20	Brian Baschnagel (wr)	1976-84	134	2,024	15.1	9
21	Roland Harper (rb)	1975-78; 80-82	128	1,013	7.9	3
22	George Farmer (wr)	1970-75	113	1,909	16.9	10
23	Gale Sayers (hb)	1965-71	112	1,307	11.7	9
24	George Wilson (e)	1937-46	111	1,342	12.1	15
25	Ron Morris (wr)	1987-90	109	1,800	16.5	9
	Bob Wallace (wr)	1968-72	109	1,403	12.9	9



## CAREER KICKOFF RETURNS

(25+ Returns)

	Years	Returns	Yards	Avg	TD	
1	<b>Dennis Gentry</b>	<b>1982-90</b>	<b>163</b>	<b>3,796</b>	<b>23.3</b>	<b>3</b>
2	Gale Sayers	1965-71	91	2,781	30.6	6
3	Cecil Turner	1968-73	108	2,616	24.2	4
4	Ron Smith	1965; 70-72	85	2,263	26.6	1
5	Brian Baschnagel	1976-83	89	2,104	23.6	0
6	Charlie Bivins	1960-65	62	1,531	24.7	0
7	Dick Gordon	1965-71	58	1,362	23.5	0
8	Johnny Morris	1958-67	54	1,267	23.5	0
9	Willie Galimore	1957-63	43	1,100	25.6	1
10	Ron Drzewiecki	1955, 57	38	906	23.8	0
11	Willie Gault	1983-86	37	885	23.9	1
12	Lenny Walterscheid	1977-82	34	833	24.5	0
13	Ike Hill	1973-74	27	637	23.6	1
14	Roosevelt Taylor	1961-69	25	598	23.9	0



## CAREER PUNTING

(75+ Punts)

	Years	Punts	Yards	Gross Avg	
1	George Gulyanics	1947-52	113	5,032	44.5
2	Bobby Joe Green	1962-73	833	35,057	42.1
3	Fred (Curley) Morrison	1950-53	243	10,170	41.9
4	Bryan Wagner	1987-88	115	4,743	41.2
5	<b>Maury Buford</b>	<b>1985-86; 89-90</b>	<b>285</b>	<b>11,677</b>	<b>41.0</b>
6	Ed Brown	1954-61	343	13,912	40.6
7	Dave Finzer	1984	83	3,328	40.1
8	Edmund (Zeke) Bratkowski	1954; 57-60; 72	76	3,023	39.8
9	Bob Parsons	1972-83	884	34,180	38.7
10	Sid Luckman	1939-50	230	8,842	38.4



## CAREER PUNT RETURNS

(25+ Returns)

	Years	Returns	Yards	Avg	TD	
1	George McAfee	1940-41; 45-50	112	1,431	12.8	2
2	Dennis McKinnon	1983-89	127	1,171	9.2	3
3	Jeff Fisher	1981-84	123	1,137	9.2	1
4	Johnny Morris	1958-67	104	893	8.6	1
5	Steve Schubert	1975-79	103	866	8.4	3
6	Virgil Livers	1975-79	86	738	8.6	0
7	JR Boone	1948-51	56	635	11.3	0
8	Ray (Scooter) McLean	1940-47	42	622	14.8	3
9	Lew Barnes	1986	59	482	8.5	0
10	Lenny Walterscheid	1977-82	57	424	7.4	0
11	<b>Johnny Bailey</b>	<b>1990</b>	<b>36</b>	<b>399</b>	<b>11.1</b>	<b>1</b>
12	Gale Sayers	1965-71	27	391	14.5	2
13	Jon Arnett	1964-66	45	298	6.6	0
14	Wilford White	1951-52	37	248	6.7	0
15	Ken Taylor	1985	25	198	7.9	0



## BEARS HISTORICAL HIGHLIGHTS

### 1920s

- 9/17/20**—George Halas representing the Decatur Staleys meets with representatives of 12 other clubs at Ralph Hay's Hupmobile showroom in Canton, Ohio, forming the American Professional Football Association—which later became the NFL. Membership is set at \$100.
- 1920**—The Staleys shutout 12 of their 13 foes, lose only to the Chicago Cardinals (7-6 at Normal Park) and post a 10-1-2 record. Each player is paid \$1,900 for the season.
- 1921**—Decatur Staleys become Chicago Staleys, play in Wrigley Field, and win the APFA title with 9-1-1 record. A. E. Staley gives Halas the club with \$5,000 to keep the Staleys name for the year. Halas makes Dutch Sternaman his partner.
- 1/28/22**—Franchise renamed Chicago Bears.
- 11/27/22**—First Chicago player deal: Bears buy tackle Ed Healey's contract from the Rock Island Independents for \$100—twice the going rate for a franchise that season.
- 12/7/24**—Harold "Red" Grange signs with Bears and pro football leaves its cradle. His agent C.C. (Cash & Carry) Pyle negotiates a \$100,000 deal with the Bears.
- 11/26/25**—Halas takes the Bears and Grange on a 16-game coast-to-coast tour that sees the club play 16 games from Nov. 26 through Jan. 31 interrupted only by a two-week rest. The Bears post a 11-4-1 record on the trip.
- 11/26/25**—Grange's first game—36,000 see Bears and Cardinals go 0-0 in Wrigley Field with Grange held to 36 yards.
- 1/16/26**—Grange gets two TDs as the Bears impress 75,000 in the LA Coliseum beating the LA Tigers 17-7.
- 3/1/26**—Bears open offices at 111 W. Washington.

### 1930s

- 1930**—After a 4-8-2 1929 season, George Halas replaces himself as head coach with Ralph Jones. Jones posts a 24-10-7 record during his three seasons.
- 1930**—Bears and Cardinals play football's first indoor game on an 80-yard field at Chicago Stadium. It's an exhibition for unemployment relief.
- 11/16/31**—New Yorkers (including Gov. Alfred E. Smith and Mayor Jimmy Walker) in field boxes at \$100 a seat watch Bears top Giants at Polo Grounds 12-6.

- 12/18/32**—Bronko Nagurski hits Red Grange with a two-yard TD pass and the Bears top the Portsmouth Spartans 9-0 for the NFL championship. The game was played before 11,198 indoors at Chicago Stadium on an 80-yard field.
- 1932**—Franchise loses \$18,000 prompting Dutch Sternaman to unload his half of the Bears to George Halas.
- 1933**—George Halas returns as head coach and takes club out of town for training camp for the first time. University of Notre Dame is the host.
- 11/5/33**—Boston Redskins beat Bears, 10-0, ending Chicago's 16-game unbeaten string.
- 12/17/33**—Bears use rookie Jack Manders' accurate kicking for 11 points and defeat the Giants 23-21 in the NFL's first championship game.
- 1934**—Halas University, the Bears alumni association begins. Annually, Bear veterans return during season for Homecoming Weekend.
- 1934**—Bears hold training camp at Lane Tech High in the city.
- 8/31/34**—A classic is born as 79,432 watch the NFL champion Bears held to a scoreless tie by the first College All-Star team in a game sponsored by Chicago Tribune Charities at Soldier Field.
- 12/2/34**—Rookie Beattie Feathers becomes first pro to rush for 1,000 yards (1,004) leading NFL.
- 12/9/34**—Undefeated Bears slip before Giants in NFL title tilt at Polo Grounds 30-13 before 35,059. With Chicago leading 10-3 at the half, NY dons basketball sneakers and scores 27 points.
- 1935**—Training camp is conducted at St. John's Military Academy in Delafield, Wisconsin.
- 1936**—Joe Stydahar, tackle, West Virginia, is the first Bear draft pick.
- 12/12/37**—Bears win Western Division title but lose NFL Championship 28-21 to Redskins at Wrigley Field. Sammy Baugh hits 18 of 33 for 335 yards and three TDs. Jack Manders scores 15 of the Bears points. A Chicago player's share is \$127.78.

### 1940s

- 12/8/40**—Ten Bears tally TDs as Chicago rips Washington 73-0 for the NFL title before 36,034 in D.C. The rout signals the beginning of pro football's modern era with the formal unveiling of the T-formation. Each player receives \$873.



- 1941**—*Bear Down Chicago Bears*, the Bears new fight song, is published.
- 12/14/41**—Bears and Packers agree their playoff game should be played to a "sudden-death" finish in event of tie. NFL adopts plan 1/24/42.
- 12/13/42**—George Halas departs for the US Navy prior to the NFL title game which Chicago loses 14-6 in Washington. Bears score on Lee Artoe's 50-yard fumble return.
- 1943**—Hunk Anderson and Luke Johnsos coach the wartime Bears for the next three seasons, compiling a 15-11-2 record.
- 11/14/43**—Sid Luckman becomes the first pro to pass for over 400 yards in a game. He hits the Giants with 433 yards and seven TDs.
- 12/26/43**—The Bears blast Washington 41-21 in Wrigley Field for the NFL title before 34,320 fans. Sid Luckman throws five TD passes (2 each to Harry Clark and Dante Magnani). Bronko Nagurski scores his last Bear TD, a 3-yard run.
- 12/15/46**—With George Halas around for the full season, the Bears whip the Giants 24-14 before a record NFL title crowd of 58,346 in the Polo Grounds. After opening with a 21-yard TD pass to Ken Kavanaugh, Sid Luckman gets the winning score on a 19-yard bootleg.
- 1948**—Bears make the first trade for a draft choice then select QB Bobby Layne.
- 12/11/49**—Johnny Lujack sets NFL passing record with 468 yards against the Cardinals.

## 1950s

- 12/17/50**—Bears and Rams tie for Western Division title with 9-3 marks but Rams trip Bears in LA 24-14 breaking tie.
- 1956**—Halas retires for a third time. Paddy Driscoll gets the position.
- 12/30/56**—Giants, with their sneakers again, trounce Chicago 47-7 before 56,836 in Yankee Stadium for NFL title.
- 11/2/58**—Bears and Rams establish NFL attendance record drawing 90,833 paid in the LA Coliseum. Rams win 41-35.

## 1960s

- 10/22/61**—Bears destroy the scorching 49er shotgun formation 31-0 with Bill George playing middle guard and the defensive line stunting.
- 12/29/63**—Bears intercept five YA Tittle passes and capture NFL title from Giants 14-10 in Wrigley Field before 45,801 and closed circuit TV. QB Bill Wade gets both TDs on two- and one-yard runs. Each Bear earns \$5,899.

- 1964**—Flanker Johnny Morris catches NFL record 93 passes.
- 1965**—Bears set standard for draft by selecting LB Dick Butkus and RB Gale Sayers on first round.
- 1965**—Rookie Sayers bursts into pro football with a NFL record 22 TDs.
- 12/12/65**—Gale Sayers scores six TDs against 49ers.
- 1966**—Gale Sayers sets NFL combined yards record with 2,440.
- 5/27/68**—The all-time winningest coach in football history, George Halas, retires from coaching after 40 seasons with 331 wins, 152 defeats, 31 ties.

## 1970s

- 3/19/70**—George Halas elected president of the National Football Conference as NFL-AFL merge.
- 6/16/70**—Bear running back Brian Piccolo dies of cancer. Club establishes Piccolo Fund, raising almost \$2 million for cancer research.
- 12/13/70**—Bears say goodbye to Wrigley Field trouncing Green Bay 35-17. They will make Soldier Field their home in 1971.
- 9/19/71**—The Bears open at Soldier Field by defeating the Pittsburgh Steelers 17-15.
- 9/12/74**—Jim Finks joins Bears as Vice President and General Manager after serving as Vikings' GM and NFL Management Council Advisor.
- 12/17/74**—After three seasons and a record of 11-30-1, Abe Gibrón departs as head coach.
- 12/31/74**—Former NFL star linebacker Jack Pardee is named Bear head coach—the first non-Bear to hold the job.
- 7/12/75**—Bears open training camp at Lake Forest College after 31 seasons in Rensselaer, Indiana.
- 11/20/77**—Enroute to leading the NFL in rushing with a Bear record 1,852 yards, Walter Payton dashes through Vikings in Soldier Field for a NFL record 275 yards.
- 12/18/77**—A 28-yard FG by Bob Thomas with :09 left in overtime gives Bears a 12-9 win over the Giants, a 9-5 record, a six-game win streak, and their first playoff spot in 14 years.
- 12/26/77**—Bears finish season with 37-7 playoff loss at Dallas, but set 28 team records and play before a home record 401,513 fans in seven Soldier Field dates.
- 1/19/78**—With a three-year record of 20-22, Jack Pardee resigns to seek Redskin coaching job.

- 2/16/78**—Neill Armstrong, Minnesota Vikings defensive coordinator, becomes head coach.
- 9/3/79**—Bears occupy \$1.6 million new headquarters named Halas Hall on Lake Forest College campus.
- 12/16/79**—Massive heart attack claims George (Mugs) Halas at 54. Bears route St. Louis 42-6 and Dallas tips Washington 35-34. The combination sends 10-6 Bears to the playoffs.
- 12/23/79**—After leading 17-10, Bears drop the Wild Card game at Philadelphia, 27-17.

## 1980s

- 10/6/80**—Payton gains 133 rushing and 14 receiving to raise lifetime combined yardage to 9,492—breaking Sayers' club record. Bears beat Tampa 23-0 at Soldier Field
- 12/7/80**—Bears whip Packers 61-7 at Soldier Field equaling club record for points and setting records for first downs (33) and completion percentage (83.3%, 20 of 24). Vince Evans throws for 316—most by a Bear in 10 years.
- 1/4/82**—After four seasons and a 30-35 record, Neill Armstrong departs as head coach.
- 1/20/82**—Mike Ditka, assistant offensive coach of the Dallas Cowboys, becomes head coach.
- 8/24/83**—Jim Finks resigns as General Manager after nine seasons.
- 10/5/83**—George Halas names Jerry Vainisi as the club's General Manager.
- 10/31/83**—Bears' founder and owner, George Halas, dies at the age of 88.
- 11/11/83**—Michael B. McCaskey becomes the Bears' third president in franchise history.
- 2/19/84**—Rudy Custer, business manager for 38 years, announces his retirement.
- 10/4/84**—Walter Payton breaks Jim Brown's rushing record with a third quarter six-yard run against the NO Saints. He finishes the day with 32 carries for 154 yards.
- 11/25/84**—Bears defeat Vikings 34-3 at Minneapolis to clinch first Central division title.
- 12/30/84**—Bears defeat Redskins 23-19 in divisional playoffs. Advance to NFC Championship but lose to 49ers, 23-0.
- 1985**—Bears win first 12 games of season enroute to posting 15-1 regular season mark, tying the most regular season wins by team in NFL history. Chicago claims second straight NFC Central title as club record nine players are selected to Pro Bowl.
- 1/5/86**—Bears host first playoff game since 1963 and shutout New York Giants, 21-0.
- 1/12/86**—Bears blank Los Angeles Rams, 24-0, in NFC Championship game at Soldier Field and advance to Super Bowl XX.
- 1/26/86**—Chicago sets seven Super Bowl records in first appearance including most points (46) and largest margin of victory (36) in 46-10 rout of the New England Patriots. The game was witnessed by record-setting number of viewers via television worldwide. The next day the team was greeted by an estimated 500,000 people in a ticker tape parade in downtown Chicago.
- 1986**—Bears capture third straight NFC Central title with 14-2 mark; defense allows NFL record-low 187 points. Bears lose opening round game of playoffs to Redskins, 27-13.
- 12/20/87**—Walter Payton plays final regular season game at Soldier Field and rushes for 79 yards and two TDs. "Walter Payton Day" is celebrated prior to game when club president Michael McCaskey retires jersey number 34.
- 1987**—Bears win fourth consecutive division title with 11-4 mark in strike interrupted season. Team posts four straight winning seasons, a feat last accomplished by Bears between 1946-51. Redskins come back from 14-0 deficit to beat Bears, 21-17, in playoffs.
- 1988**—Bears post 12-4 record (tied for best in NFL) and advance to NFC Championship game before losing to eventual Super Bowl Champion San Francisco. Bears finish five-year period (1984-88) with 62 wins—most by NFL team ever in such a span.
- 12/3/89**—Kevin Butler connects on his 24th straight field goal to set a NFL record for Most Consecutive Field Goals.
- 12/24/89**—Richard Dent sacks Joe Montana and becomes the Bears' all-time sack leader. It is his 82nd in Dent's career and surpasses Jim Osborne (81.5).

## 1990s

- 6/6/90**—Andy McKenna and Patrick G. Ryan, two Chicago businessmen, purchase approximately 20% (total) of the Bears from the McCaskeys.
- 1990**—Bears regain NFC Central Title with 11-5 mark. Win First Round playoff game against Saints, 16-6, before falling to eventual Super Bowl Champion NY Giants, 31-3, in Dan Hampton's last game.





## GEORGE S. HALAS

February 2, 1895 — October 31, 1983

Leading the Chicago Bears for more than a half-century, George S. Halas, the team's founder and head coach for 40 years, was one of the most enduring personalities in sports history. Halas was active with the Bears starting in 1920 when he founded the team.

Halas was born and raised on Chicago's west side, prepped at Crane Tech High School before attending the University of Illinois where he earned a B.S. degree while lettering in football, basketball, and baseball. After graduation in 1918, he joined the Navy for the first

of two tours of duty. He was named Player of the Game in the 1919 Rose Bowl playing end on the Great Lakes team that beat the Marines 17-0. A commander when he left active duty in 1946, Halas retired as a captain in the Naval Reserve. He was also awarded the Distinguished Citizens Award—the highest honor the Navy can bestow on a civilian.

After leaving the Navy, Halas played right field for the New York Yankees, but a hip injury shortened his baseball career. Halas went to work for a Decatur (IL) corn products firm owned by an enthusiastic sports fan, Mr. A.E. Staley, who sponsored a semi-pro baseball team, and later commissioned Halas to organize an independent football team.

**PRO CAREER:** As a player, Halas set an NFL record (which stood til 1972) when he took a Jim Thorpe fumble 98 yards for a TD in a 26-0 win over the Oorang Indians at Wrigley Field (11/4/23). He played end for the Bears from 1920-29 and was named to the NFL All-Pro squad of the 20s.

**PRO COACHING CAREER:** Four times Halas interrupted his coaching activities by his own volition. He first turned over the leadership to Ralph Jones from 1930 through 1932. In 1942 when he left for the Navy, Luke Johnsos and "Hunk" Anderson shared head coaching responsibilities until '45. John "Paddy" Driscoll coached in 1956-57. Coincidentally, in '33 and again in '46 when Halas resumed coaching, his Bears' won world championships.

During the 1940s, his teams reached the height of their power with four straight Western Conference titles; three world championships; a fantastic four-season record (including pre-season games) of 62-7-1 (.899); scoring 2,164 points and allowing just 842. The 1940 team, which defeated the Washington Redskins 73-0 for the World Championship, was voted the greatest professional team of all-time by the National Academy of Sports Editors in 1963.

Resuming coaching in 1958, Halas needed a little more time to develop another championship, but five years later (1963) the Bears had won their eighth championship. The Sporting News, AP, and UPI named him Coach of the Year after the 1963 and 1965 seasons. Halas retired from coaching on May 27, 1968, and is a charter member of the Pro Football Hall of Fame.

### HALAS' BEARS RECORDS

Longest run with opponent's fumble: 98 yards, TD (11/4/23)

### ALL-TIME COACHING RECORDS

Most regular season wins: 325

Most consecutive regular season wins without defeat: 23-0-1 (1941-43); tied with old Canton Bulldogs

Most consecutive wins (all games): 18 (1933-34) & (1941-42)

Most consecutive regular season victories: 17 (1933-34)

### BEAR COACHING RECORDS

Most regular season wins: 325

Most regular season wins; consecutive: 23 (1941-43)

Most consecutive wins (including playoffs): 18 (1933-34) & (1941-43)

Most World Champions: 6 (1921, 1933, 1940, 1941, 1946, 1963)



## GEORGE S. HALAS, JR.

September 4, 1925 — December 16, 1979



"Mugs" Halas was an integral part of the Chicago Bears before his untimely death in 1979. The son of pro football founder George S. Halas, "Mugs" spent 30 years in pro football. He joined the Bears' front office in 1950, was named treasurer in 1953, and became president of the club in 1963. In his first season as president the Bears were NFL champions. "Mugs" was the second of just three presidents in the franchise's 70-year history. He succeeded his father, George S. Halas, and was followed by current president, Michael McCaskey. His numerous contributions on a league-level included membership on the executive committee of the NFL Management Council.

"Mugs" learned football at a young age, serving as a ball boy while growing up. He earned a business degree from Loyola in 1949, before entering pro football on a full-time basis. "Mugs" is remembered for his love and devotion to the game.

## WALTER PAYTON

Running Back 1975-87



- Attended Jackson State
- Holds 8 NFL Records
- Holds 27 Bears' Records; jersey #34 is retired
- Voted to 9 Pro Bowls (1976; 78-81; 84-87)
- Member of Chicago Bears Board of Directors

### Payton's Pro Stats

Year	Rushing					Receiving					G-GS
	No	Yds	Avg	Lg	TD	No	Yds	Avg	Lg	TD	
1987 Bears	146	533	3.7	17	4	33	217	6.6	16	1	12-12
1986 Bears	321	1,333	4.2	41	8	37	382	10.3	57	3	16-16
1985 Bears	324	1,551	4.8	40	9	49	483	9.9	65	2	16-16
1984 Bears	381	1,684	4.4	72	11	45	368	8.2	31	0	16-16
1983 Bears	314	1,421	4.5	49	6	53	607	11.5	74	2	16-16
1982 Bears	148	596	4.0	26	1	32	311	9.7	40	0	9-9
1981 Bears	339	1,222	3.6	39	6	41	379	9.2	30	2	16-16
1980 Bears	317	1,460	4.6	69	6	46	367	8.0	54	1	16-16
1979 Bears	369	1,610	4.4	43	14	31	313	10.1	65	2	16-16
1978 Bears	333	1,395	4.2	76	11	50	480	9.5	61	0	16-16
1977 Bears	339	1,852	5.5	73	14	27	269	10.0	75	2	14-14
1976 Bears	311	1,390	4.5	60	13	15	149	9.9	34	0	14-14
1975 Bears	196	679	3.5	54	7	33	213	6.5	40	0	13-7
<b>Career</b>	<b>*3,838</b>	<b>*16,726</b>	<b>4.4</b>	<b>76</b>	<b>*110</b>	<b>492</b>	<b>4,538</b>	<b>9.2</b>	<b>75</b>	<b>15</b>	<b>190-184</b>

Also: Career passing: 11-34-331, 8 TDs, and 5 interceptions.

Career kickoff returns: 17 for 539 yards (31.7 avg.) no TDs.

Career punting: 1 for 39 yards (1975)

### Playoffs

Year	Rushing					Receiving					G-GS
	No	Yds	Avg	LG	TD	No	Yds	Avg	LG	TD	
1987 Bears	18	85	4.7	16	0	3	20	6.7	9	0	1-1
1986 Bears	14	38	2.7	9	0	1	-2	-2.0	-2	0	1-1
1985 Bears	67	186	2.8	12	0	8	52	6.5	19	0	3-3
1984 Bears	46	196	4.3	20	0	4	23	5.8	12	0	2-2
1979 Bears	16	67	4.2	12	2	3	52	17.3	31	0	1-1
1977 Bears	19	60	3.1	11	0	3	33	11.0	20	0	1-1
<b>Career</b>	<b>180</b>	<b>632</b>	<b>3.5</b>	<b>20</b>	<b>2</b>	<b>22</b>	<b>178</b>	<b>8.1</b>	<b>31</b>	<b>0</b>	<b>9-9</b>

Also: 3 kickoff returns for 57 yards in 1977.

\* NFL Record



# ANNUAL SCORING & RUSHING LEADERS

## SCORING

Year	Player	TD	PAT	FG	Pts
1990	Butler, Kevin	0	36	26	114
1989	Anderson, Neal	15	0	0	90
1988	Butler, Kevin	0	37	15	82
1987	Butler, Kevin	0	28	19	85
1986	Butler, Kevin	0	36	28	120
1985*	Butler, Kevin	0	51	31	144
1984	Thomas, Bob	0	35	22	101
1983	Thomas, Bob	0	35	14	77
1982	Moorehead, Emery	5	0	0	30
1981	Roveto, John	0	19	10	49
1980	Thomas, Bob	0	35	13	74
1979	Payton, Walter	16	0	0	96
1978	Thomas, Bob	0	26	17	77
1977	Payton, Walter	16	0	0	96
1976	Payton, Walter	13	0	0	78
1975	Thomas, Bob	0	18	13	57
1974	Roder, Mirro	0	18	13	57
1973	Roder, Mirro	0	11	8	35
1972	Percival, Mac	0	26	12	62
1971	Percival, Mac	0	18	15	63
1970	Percival, Mac	0	28	20	88
1969	Percival, Mac	0	26	8	50
1968	Percival, Mac	0	25	25	100
1967	Sayers, Gale	12	0	0	72
1966	LeClerc, Roger	0	24	18	78
1965*	Sayers, Gale	22	0	0	132
1964	Morris, Johnny	10	0	0	60
1963	Ditka, Mike	8	0	0	48
1962	LeClerc, Roger	0	36	13	75
1961	Ditka, Mike	12	0	0	72
1960	Aveni, John	0	23	7	44
1959	Casares, Rick	12	0	0	72
1958	Galimore, Willie	12	0	0	72
1957	Blanda, George	1	23	14	71
1956	Casares, Rick	14	0	0	84
1955	Blanda, George	2	37	11	82
1954	Hill, Harlon	12	0	0	72
1953	Blanda, George	0	27	7	48
1952	Blanda, George	1	30	6	54
1951	Lujack, Johnny	7	10	0	52
1950	Lujack, Johnny	11	34	3	109
1949	Lujack, Johnny	2	42	1	57
1948	Lujack, Johnny	1	44	0	50
1947	Kavanaugh, Ken	13	0	0	78
1946	Gallerneau, Hugh	8	0	0	48
1945	Kavanaugh, Ken	6	0	0	36
1944	McLean, Ray	7	0	0	42
1943	Clark, Harry	10	0	0	60
1942	McLean, Ray	9	0	0	54
1941	McAfee, George	12	0	0	72
1940	McLean, Ray	4	1	0	25
1939	Manders, Jack	4	17	3	50
1938	Manders, Jack	3	10	3	37
1937*	Manders, Jack	5	15	8	69
1936	Manders, Jack	4	17	7	62
1935	Karr, William	6	0	0	36
1934*	Manders, Jack	3	31	10	79
1933	Manders, Jack	0	15	6	33

\*Led NFL

## RUSHING

Year	Player	Yards	Att	TD
1990	Anderson, Neal	1,078	260	10
1989	Anderson, Neal	1,275	274	11
1988	Anderson, Neal	1,106	249	12
1987	Anderson, Neal	586	129	3
1986	Payton, Walter	1,333	321	8
1985	Payton, Walter	1,551	324	9
1984	Payton, Walter	1,684	381	11
1983	Payton, Walter	1,421	314	6
1982	Payton, Walter	596	148	1
1981	Payton, Walter	1,222	339	6
1980	Payton, Walter	1,460	317	6
1979	Payton, Walter	1,610	369	14
1978	Payton, Walter	1,395	333	11
1977*	Payton, Walter	1,852	339	14
1976	Payton, Walter	1,390	311	13
1975	Payton, Walter	679	196	7
1974	Grandberry, Ken	475	144	2
1973	Garrett, Carl	655	175	5
1972	Douglass, Bobby	968	141	8
1971	Shy, Don	420	116	2
1970	Montgomery, Ross	229	62	0
1969*	Sayers, Gale	1,032	236	8
1968	Sayers, Gale	856	138	2
1967	Sayers, Gale	880	186	7
1966*	Sayers, Gale	1,231	229	8
1965	Sayers, Gale	867	166	14
1964	Arnett, Jon	400	119	1
1963	Marconi, Joe	446	118	2
1962	Marconi, Joe	406	89	5
1961	Galimore, Willie	707	153	4
1960	Casares, Rick	566	160	5
1959	Casares, Rick	699	177	10
1958	Casares, Rick	651	176	2
1957	Casares, Rick	700	204	6
1956*	Casares, Rick	1,126	234	12
1955	Casares, Rick	672	125	4
1954	Jagade, Chick	498	157	3
1953	Morrison, Fred	307	95	2
1952	Morrison, Fred	367	95	3
1951	Dottley, John	670	127	3
1950	Gulyanics, George	571	146	2
1949	Gulyanics, George	452	102	5
1948	Gulyanics, George	439	119	4
1947	Osmanski, Joe	328	64	1
1946	Gallerneau, Hugh	476	112	6
1945	Margarita, Bob	497	112	3
1944	Margarita, Bob	463	88	4
1943	Clark, Harry	556	120	3
1942	Famiglietti, Gary	503	118	8
1941	McAfee, George	474	65	6
1940	Nolting, Ray	373	78	1
1939*	Osmanski, Bill	699	121	7
1938	Nolting, Ray	297	63	2
	Francis, Sam	297	85	3
1937	Nolting, Ray	424	106	2
1936	Nagurski, Bronko	529	122	3
1935	Ronzani, Gene	356	79	2
1934*	Feathers, Beattie	1,004	101	8
1933	Nagurski, Bronko	533	128	1

\*Led NFL





# ANNUAL PASSING LEADERS

Year	Player	Att	Cmp	Yards	TD	Int	Rating
1990	Harbaugh, Jim	312	180	2,178	10	6	81.9
1989	Tomczak, Mike	306	156	2,058	16	16	68.2
1988	McMahon, Jim	192	114	1,346	6	7	76.0
1987	McMahon, Jim	210	125	1,639	12	8	87.4
1986	McMahon, Jim	150	77	995	5	8	61.4
1985	McMahon, Jim	313	178	2,392	18	11	82.8
1984	McMahon, Jim	143	85	1,146	8	2	97.8
1983	McMahon, Jim	295	175	2,184	12	13	77.7
1982	McMahon, Jim	210	120	1,501	9	7	80.1
1981	Evans, Vince	436	195	2,354	11	20	51.0
1980	Evans, Vince	278	148	2,039	11	16	66.1
1979	Phipps, Mike	255	134	1,535	9	8	69.7
1978	Avellini, Bob	264	141	1,718	5	16	54.6
1977	Avellini, Bob	293	194	2,004	11	18	61.7
1976	Avellini, Bob	271	118	1,580	8	15	49.7
1975	Huff, Gary	205	114	1,083	3	9	57.1
1974	Huff, Gary	283	142	1,663	6	17	50.4
1973	Douglass, Bobby	174	81	1,057	5	7	59.2
1972	Douglass, Bobby	198	75	1,246	9	12	49.5
1971	Douglass, Bobby	225	91	1,164	7	15	38.7
1970	Concannon, Jack	385	194	2,130	16	18	61.6
1969	Concannon, Jack	160	87	1,783	4	8	31.3
1968	Concannon, Jack	143	71	715	5	9	49.8
1967	Concannon, Jack	186	92	1,260	6	14	51.0
1966	Bukich, Rudy	309	147	1,858	10	21	49.1
1965*	Bukich, Rudy	312	176	2,641	20	9	93.6
1964	Bukich, Rudy	160	99	1,099	12	7	89.0
1963	Wade, Bill	356	192	2,301	15	12	73.8
1962	Wade, Bill	412	225	3,172	18	24	70.2
1961	Wade, Bill	250	139	2,258	22	13	93.7
1960	Brown, Ed	149	59	1,079	7	11	50.1
1959	Brown, Ed	247	125	1,881	13	10	77.0
1958	Brown, Ed	218	102	1,418	10	17	51.0
1957	Brown, Ed	185	84	1,321	6	16	44.5
1956*	Brown, Ed	168	96	1,667	11	12	83.1
1955	Brown, Ed	164	85	1,307	9	10	71.4
1954	Bratkowski, Zeke	130	67	1,087	8	17	60.9
1953	Blanda, George	362	169	2,164	14	24	51.3
1952	Romanik, Steve	126	49	772	4	11	34.5
1951	Lujack, Johnny	176	85	1,295	3	8	59.9
1950	Lujack, Johnny	254	121	1,731	4	21	40.9
1949	Lujack, Johnny	312	162	2,658	23	22	75.9
1948	Luckman, Sid	163	89	1,047	13	14	65.2
1947	Luckman, Sid	323	176	2,712	24	31	67.6
1946	Luckman, Sid	229	110	1,826	17	16	70.8
1945†	Luckman, Sid	217	117	1,725	14	10	82.6
1944	Luckman, Sid	143	71	1,018	11	11	66.8
1943	Luckman, Sid	202	110	2,194	28	12	107.8
1942	Luckman, Sid	105	57	1,023	10	13	80.0
1941	Luckman, Sid	119	68	1,181	9	6	95.5
1940	Luckman, Sid	105	48	941	6	9	60.7
1939	Masterson, Bernie	113	44	914	5	9	49.6
1938	Masterson, Bernie	112	46	848	7	9	55.6
1937	Masterson, Bernie	72	26	615	6	7	55.8
1936	Molesworth, Keith	31	15	188	4	4	67.7
1935	Masterson, Bernie	44	18	456	5	4	79.4
1934	Ronzani, Gene	32	15	150	3	0	91.9
1933	Molesworth, Keith	50	19	433	3	4	56.5

\*Led NFL; †Tied for NFL lead.





# ANNUAL RECEIVING LEADERS

## CATCHES

Year	Player	No	Yards	TD
1990	Mustert, Brad	47	452	0
1989	Anderson, Neal	50	434	4
1988	McKinnon, Dennis	45	704	3
1987	Anderson, Neal	47	467	3
1986	Gault, Willie	42	818	5
1985	Payton, Walter	49	483	2
1984	Payton, Walter	45	368	0
1983	Payton, Walter	53	607	2
1982	Suhey, Matt	36	333	0
1981	Payton, Walter	41	379	2
1980	Payton, Walter	46	367	1
1979	Williams, Dave	42	354	5
1978	Payton, Walter	50	480	0
1977	Scott, James	50	809	3
1976	Harper, Roland	29	291	1
1975	Rather, Bo	39	685	2
1974	Wade, Charlie	39	683	1
1973	Garrett, Carl	23	292	0
1972	Thomas, Earl	20	365	3
1971	Farmer, George	46	737	5
1970*	Gordon, Dick	71	1,026	13
1969	Wallace, Bob	47	553	5
1968	Gordon, Dick	29	477	4
1967	Gordon, Dick	31	524	5
1966	Sayers, Gale	34	447	2
1965	Morris, Johnny	53	846	4
1964*	Morris, Johnny	93	1,200	10
1963	Ditka, Mike	59	794	8
1962	Ditka, Mike	58	904	5
	Morris, Johnny	58	889	5
1961	Ditka, Mike	56	1,076	12
1960	Dewveall, Willard	43	804	5
1959	Dooley, Jim	41	580	3
1958	McColl, Bill	35	517	8
1957	Dooley, Jim	37	530	1
1956	Hill, Harlon	47	1,128	11
1955	Hill, Harlon	42	789	9
1954	Hill, Harlon	45	1,124	12
1953	Dooley, Jim	53	841	4
1952	Schroeder, Gene	39	660	6
1951	Hoffman, John	28	394	2
1950	Keane, Jim	36	433	0
1949	Keane, Jim	47	696	6
1948	Keane, Jim	30	414	3
1947*	Keane, Jim	64	910	10
1946	Kavanaugh, Ken	18	337	5
1945	Wilson, George	28	259	3
1944	Wilson, George	24	265	4
1943	Clark, Harry	23	535	7
1942	McLean, Ray	19	571	8
1941	Plasman, Dick	14	283	0
1940	Kavanaugh, Ken	12	276	3
1939	Plasman, Dick	19	403	3
1938	Karr, Bill	14	253	4
1937	McDonald, Lester	11	179	4
1936	Hewitt, Bill	15	358	6
1935	Johnsos, Luke	19	298	4
1934	Hewitt, Bill	10	151	5
1933	Hewitt, Bill	16	273	2
1932	Johnsos, Luke	19	321	2

## YARDS

Year	Player	Yards	No	TD
1990	Davis, Wendell	572	39	3
1989	Morris, Ron	486	30	1
1988	McKinnon, Dennis	704	45	3
1987	Gault, Willie	705	35	7
1986	Gault, Willie	818	42	5
1985	Gault, Willie	704	33	1
1984	Gault, Willie	587	34	6
1983	Gault, Willie	836	40	8
1982	Moorehead, Emery	363	30	5
1981	Margerum, Ken	584	39	1
1980	Scott, James	696	36	3
1979	Baschnagel, Brian	452	30	2
1978	Scott, James	759	42	5
1977	Scott, James	809	50	3
1976	Scott, James	512	26	6
1975	Rather, Bo	685	39	2
1974	Wade, Charles	683	39	1
1973	Thomas, Earl	343	24	4
1972	Farmer, George	380	14	2
1971	Farmer, George	737	46	5
1970	Gordon, Dick	1,026	71	13
1969	Wallace, Bob	553	47	5
1968	Gordon, Dick	477	29	4
1967	Gordon, Dick	534	31	5
1966	Jones, Jimmie	504	28	5
1965	Morris, Johnny	846	53	4
1964*	Morris, Johnny	1,200	93	10
1963	Ditka, Mike	794	59	8
1962	Ditka, Mike	904	58	5
1961	Ditka, Mike	1,076	56	12
1960	Dewveall, Willard	804	43	5
1959	Dooley, Jim	580	41	3
1958	McColl, Bill	517	35	8
1957	Dooley, Jim	530	37	1
1956	Hill, Harlon	1,128	47	11
1955	Hill, Harlon	789	42	9
1954	Hill, Harlon	1,124	45	12
1953	Dooley, Jim	841	53	4
1952	Schroeder, Gene	660	39	6
1951	Schroeder, Gene	461	24	3
1950	Keane, Jim	433	36	0
1949	Keane, Jim	696	47	6
1948	Keane, Jim	414	30	3
1947	Keane, Jim	910	64	10
1946	McLean, Ray	348	17	2
1945	Kavanaugh, Ken	539	35	6
1944	McLean, Ray	414	19	5
1943	Clark, Harry	535	23	7
1942	McLean, Ray	571	19	8
1941	Kavanaugh, Ken	314	11	6
1940	Kavanaugh, Ken	276	12	3
1939	Plasman, Dick	403	19	3
1938	Karr, Bill	253	14	4
1937	Manske, Eggs	225	9	3
1936	Hewitt, Bill	358	15	6
1935	Johnsos, Luke	298	19	4
1934	Hewitt, Bill	151	10	5
1933	Hewitt, Bill	273	16	2
1932	Johnsos, Luke	321	24	2

\*Led NFL



# ANNUAL RETURN LEADERS

## PUNTS

Year	Player	No Yards	Avg
1990	Bailey, Johnny	36 399	11.1
1989	Green, Mark	16 141	8.8
1988	McKinnon, Dennis	34 277	8.1
1987	McKinnon, Dennis	40 405	10.1
1986	Barnes, Lew	57 482	8.5
1985	Taylor, Ken	25 198	7.9
1984	Fisher, Jeff	58 492	8.5
1983	McKinnon, Dennis	34 316	9.3
1982	Fisher, Jeff	9 65	7.2
1981	Fisher, Jeff	43 509	11.8
1980	Walterscheid, Lenny	33 239	7.2
1979	Schubert, Steve	25 238	9.5
1978	Schubert, Steve	27 229	8.5
1977	Schubert, Steve	31 291	9.4
1976	Livers, Virgil	28 205	7.3
1975	Livers, Virgil	42 456	10.9
1974	Hill, Ike	33 183	5.5
1973	Hill, Ike	36 204	5.7
1972	Smith, Ron	26 163	6.3
1971	Smith, Ron	26 194	7.5
1970	Cole, Linzy	14 83	5.9
1969	Lyle, Garry	12 78	6.5
1968	Turner, Cecil	9 19	2.1
1967	Gordon, Dick	12 82	6.8
1966	Arnett, Jon	15 58	3.9
1965	Sayers, Gale	16 238	14.9
1964	Arnett, Jon	19 188	9.9
1963	Morris, Johnny	16 164	10.3
1962	Morris, Johnny	20 208	10.4
1961	Morris, Johnny	23 155	6.7
1960	Morris, Johnny	13 75	5.8
1959*	Morris, Johnny	14 171	12.2
1958	Morris, Johnny	14 96	6.9
1957	Drzewiecki, Ron	22 64	2.9
1956	Jeter, Perry	6 66	11.0
	Smith, Ray	6 66	11.0
1955	Drzewiecki, Ron	20 100	5.0
1954	Stone, Billy	14 40	2.9
1953	Macon, Ed	17 68	4.0
1952	White, Willford	23 117	5.1
1951	White, Willford	14 131	9.4
1950	McAfee, George	33 284	8.6
1949	McAfee, George	24 279	11.6
1948*	McAfee, George	30 417	13.9
1947	McAfee, George	18 261	14.5
1946	Gallameau, Hugh	10 99	9.9
1945	Margarita, Bob	7 66	9.4
1944	Grygo, Al	11 100	9.1
1943	Clark, Harry	10 158	15.8
1942	Gallameau, Hugh	9 101	11.2
1941	McAfee, George	5 158	31.6

## KICKOFFS

Year	Player	No Yards	Avg
1990	Bailey, Johnny	23 363	15.8
1989	Gentry, Dennis	28 667	23.8
1988	Gentry, Dennis	27 578	21.4
1987	Gentry, Dennis	25 621	24.8
1986*	Gentry, Dennis	20 576	28.8
1985	Gault, Willie	22 577	26.2
1984	Cameron, Jack	26 485	18.7
1983	Gault, Willie	13 276	21.2
1982	Watts, Rickey	14 330	23.6
1981	Williams, Dave	23 486	21.1
1980	Williams, Dave	27 666	24.7
1979	Walterscheid, Lenny	19 427	22.5
1978	Baschnagel, Brian	20 455	22.8
1977	Baschnagel, Brian	23 557	24.2
1976	Baschnagel, Brian	29 754	26.0
1975*	Payton, Walter	14 444	31.7
1974	Grandberry, Ken	22 568	25.8
1973*	Garrett, Carl	16 486	30.4
1972*	Smith, Ron	30 924	30.8
1971	Smith, Ron	26 671	25.8
1970	Turner, Cecil	23 752	32.7
1969	Sayers, Gale	14 339	24.2
1968	Turner, Cecil	20 363	18.2
1967	Sayers, Gale	16 603	37.7
1966*	Sayers, Gale	23 718	31.2
1965	Sayers, Gale	21 660	31.4
1964	Martin, Billy	24 534	22.3
1963	Bull, Ronnie	7 105	15.0
1962	Martin, Billy	25 515	20.6
1961	Bivins, Charles	25 669	26.7
1960	Galimore, Willie	12 292	24.3
1959	Morris, Johnny	17 438	25.8
1958	Morris, Johnny	16 399	24.9
1957	Drzewiecki, Ron	13 315	24.2
1956	Bingham, Don	17 444	26.1
1955	Drzewiecki, Ron	25 591	23.6
1954	Jagade, Chick	11 195	17.7
1953	Macon, Ed	13 373	28.7
1952	Macon, Ed	9 299	33.2
1951	Morrison, Fred	13 353	27.2
1950	Hunsinger, Chuck	23 343	14.9
1949	Dreyer, Fred	13 338	26.0
1948	Minini, Frank	12 370	30.8
1947	Minini, Frank	11 261	23.7
1946	Osmanski, Bill	8 203	25.4
1945	Margarita, Bob	10 155	15.5
1944	Margarita, Bob	12 279	23.3
1943	Clark, Harry	13 326	25.1
1942	Gallameau, Hugh	6 151	25.2
1941	McAfee, George	7 223	31.9

\*Led NFL





## ANNUAL INTERCEPTION LEADERS

Year	Player	No	Yards	Year	Player	No	Yards
1990*	Carrier, Mark	10	39	1965	Butkus, Dick	5	84
1989	Stinson, Lemuel	4	59	1964	Caroline, JC	2	84
1988	Jackson, Vestee	8	94		Whitsell, Dave	2	57
1987	Duerson, Dave	3	0		Taylor, Roosevelt	2	45
1986	Richardson, Mike	7	69		McRae, Bennie	2	44
1985	Frazier, Leslie	6	119		George, Bill	2	28
1984	Fencik, Gary	5	102	1963*	Taylor, Roosevelt	9	172
1983	Frazier, Leslie	7	135	1962	Petitbon, Richie	6	212
1982	Schmidt, Terry	4	39	1961	Whitsell, Dave	6	123
1981	Fencik, Gary	6	121	1960	Caroline, JC	3	31
1980	Walterscheid, Lenny	4	84	1959	Barnes, Erich	5	67
1979	Schmidt, Terry	6	44	1958	Sumner, Charles	6	67
	Fencik, Gary	6	31	1957	Johnson, Jack	4	36
1978	Fencik, Gary	4	77	1956	Caroline, JC	6	182
1977	Ellis, Allan	6	23	1955	Sumner, Charles	7	162
1976	Brupbacher, Ross	7	49	1954	Whitman, SJ	5	117
1975	Clemons, Craig	2	109	1953	Kindt, Don	6	172
	Plank, Doug	2	50	1952	Dooley, Jim	5	30
	Livers, Virgil	2	40	1951	Schroeder, Gene	5	62
	Ellis, Allan	2	4	1950	Davis, Harper	5	59
1974	Clemons, Craig	4	84	1949	McAfee, George	6	76
1973	Lyle, Garry	5	62	1948	Lujack, Johnny	8	131
1972	Ford, Charlie	7	104	1947	Mullins, Noah	6	113
1971	Ford, Charlie	5	46	1946	Farris, Tom	4	43
1970	Buffone, Doug	4	33	1945	Margarita, Bob	6	79
1969	Taylor, Joe	3	37	1944	Grygo, Al	4	79
	Daniels, Dick	3	37	1943	Clark, Harry	5	32
	Youngblood, George	3	22	1942*	Turner, Clyde	8	96
1968	McRae, Bennie	4	41	1941	McAfee, George	6	78
1967	McRae, Bennie	5	94	1940	Clark, Harry	4	62
	Petitbon, Richie	5	93		Famigletti, Gary	4	18
	Taylor, Roosevelt	5	19		McAfee, George	4	50
1966	Petitbon, Richie	4	34				

\*Led NFL



## ANNUAL SACK LEADERS

Year	Player	No	Yards	Year	Player	No	Yards
1990	Dent, Richard	12.0	101.0	1980	Hampton, Dan	11.5	108.5
1989	Dent, Richard	9.0	64.0	1979	Osborne, Jim	10.5	79.0
1988	McMichael, Steve	11.5	95.0	1978	Page, Alan	11.5	94.0
1987	Dent, Richard	13.5	94.0	1977	Rydalch, Ron	9.5	81.0
1986	Dent, Richard	11.5	87.0	1976	Osborne, Jim	15.0	129.0
1985*	Dent, Richard	17.0	133.5	1975	Chambers, Wally	14.0	105.0
1984	Dent, Richard	17.5	140.5	1974	Chambers, Wally	6.0	53.0
1983	Hartenstine, Mike	12.0	91.5	1973	Osborne, Jim	11.5	92.0
1982	Hampton, Dan	7.0	57.0	1972	Osborne, Jim	6.0	N/A
1981	Page, Alan	9.0	84.0	1971	Holman, Willie	13.5	N/A
	Hampton, Dan	9.0	77.0	1970	Holman, Willie	14.0	N/A

\*Led NFL





## ANNUAL PUNTING LEADERS

Year	Player	No	Avg	Year	Player	No	Avg
1990	Buford, Maury	76	40.4	1964	Green, Bobby Joe	71	44.5
1989	Buford, Maury	72	39.5	1963	Green, Bobby Joe	64	46.5
1988	Wagner, Bryan	79	41.5	1962	Green, Bobby Joe	69	43.7
1987	Wagner, Bryan	36	40.6	1961	Brown, Ed	59	42.2
1986	Buford, Maury	69	41.3	1960	Brown, Ed	56	39.8
1985	Buford, Maury	68	42.2	1959	Brown, Ed	64	41.2
1984	Finzer, Dave	83	40.1	1958	Brown, Ed	27	42.2
1983	Parsons, Bob	79	36.9	1957	Brown, Ed	34	40.1
1982	Parsons, Bob	58	41.3	1956	Brown, Ed	42	39.1
1981	Parsons, Bob	114	39.7	1955	Brown, Ed	44	40.1
1980	Parsons, Bob	79	40.6	1954	Bratkowski, Zeke	39	41.0
1979	Parsons, Bob	92	37.9	1953	Morrison, Fred	65	42.6
1978	Parsons, Bob	96	37.0	1952	Morrison, Fred	64	42.3
1977	Parsons, Bob	80	40.4	1951	Morrison, Fred	57	39.0
1976	Parsons, Bob	99	37.6	1950*	Morrison, Fred	57	43.3
1975	Parsons, Bob	93	39.0	1949	Gulyanics, George	29	47.2
1974	Parsons, Bob	90	37.8	1948	Gulyanics, George	55	44.2
1973	Green, Bobby Joe	82	40.5	1947	Gulyanics, George	23	44.8
1972	Green, Bobby Joe	67	41.2	1946	Luckman, Sid	33	37.4
1971	Green, Bobby Joe	77	40.1	1945	Luckman, Sid	36	37.4
1970	Green, Bobby Joe	83	40.9	1944	McEnulty, Doug	25	39.8
1969	Green, Bobby Joe	76	39.0	1943	Luckman, Sid	34	35.9
1968	Green, Bobby Joe	27	42.3	1942	Luckman, Sid	24	40.6
1967	Green, Bobby Joe	79	42.9	1941	Luckman, Sid	13	41.1
1966	Green, Bobby Joe	80	41.9	1940	Luckman, Sid	27	42.5
1965	Green, Bobby Joe	58	42.7	1939	Luckman, Sid	27	43.3

\*Led NFL

## McBUBBLE

On November 21, 1990, the Bears completed construction of their indoor practice facility. The bubble is located in Waukegan, 10 minutes north of the team's Halas Hall headquarters in Lake Forest.

It is 260-feet long, 199-feet wide, 50-feet high and encloses an 80 x 60-yard astroturf field. The air-supported structure can withstand winds up to 80 MPH and can be raised or lowered in a couple of hours. A temperature of 55° F is maintained inside and lights from the old Comiskey Park allow for late-afternoon or evening practices.





# 100-YARD RUSHING GAMES

11/20/77	Payton, vs. Min	W	40-275	11/12/78	Payton, at Min	L	23-127
10/30/77	Payton, at GB	W	23-205	12/17/72	Douglass, at Oak	L	14-127
11/3/68	Sayers, at GB	W	24-205	10/10/77	Payton, vs. Rams	W	24-126
12/18/66	Sayers, vs. Min	W	17-197	11/30/69	Sayers, vs. Clev	L	20-126
11/3/85	Payton, at GB	W	28-192	9/2/79	Payton, vs. GB	W	36-125
11/13/77	Payton, vs. KC	W	33-192	11/6/66	Sayers, vs. Det	T	21-124
12/16/56	Casares, vs. Det	W	17-190	10/21/56	Casares, vs. Balt	W	22-124
9/14/80	Payton, vs. NO	W	18-183	11/26/33	Nagurski, vs. Port	W	18-124
12/5/76	Payton, at Sea	W	27-183	9/4/88	<b>Anderson, vs. Mia</b>	<b>W</b>	<b>24-123</b>
9/9/79	Payton, vs. Min	W	23-182	11/27/80	Payton, at Det	W+	18-123
9/16/62	Galimore, at SF	W	22-181	10/1/78	Payton, at Oak	L+	27-123
9/9/84	Payton, vs. Den	W	20-179	12/19/88	<b>Anderson, at Min</b>	<b>L</b>	<b>22-122</b>
11/26/81	Payton, at Dal	L	38-179	10/16/77	Payton, at Min	L+	24-122
9/14/86	Payton, vs. Phil	W+	33-176	12/2/85	Payton, at Mia	L	23-121
12/9/84	Payton, vs. GB	L	35-175	12/16/62	Marconi, vs. Det	W	13-121
11/27/66	Sayers, vs. Atl	W	19-172	10/5/52	Dottley, at Chi	L	24-121
12/11/77	Payton, vs. GB	W	32-163	9/17/50	Gulyanics, vs. Rams	W	26-121
10/29/78	Payton, vs. Det	L	23-162	9/8/85	Payton, vs. TB	W	17-120
9/18/83	Payton, at NO	L+	28-161	12/17/67	Sayers, at Atl	W	19-120
9/18/77	Payton, vs. Det	W	23-160	12/17/89	<b>Anderson, vs. GB</b>	<b>L</b>	<b>12-119</b>
12/16/79	Payton, vs. StL	W	33-157	11/12/50	Hunsinger, vs. Yanks	W	14-119
10/16/78	Payton, at Den	L	22-157	10/15/39	Osmani, vs. Chi	W	15-119
9/30/84	Payton, vs. Dal	L	25-155	10/27/85	Payton, vs. Min	W	19-118
10/7/79	Payton, at Buf	W	39-155	12/5/65	Sayers, at Balt	W	16-118
10/28/34	Feathers, vs. GB	W	15-155	9/20/87	<b>Anderson, vs. TB</b>	<b>W</b>	<b>16-117</b>
10/7/84	Payton, vs. NO	W	32-154	11/25/84	Payton, at Min	W	23-117
10/20/57	Galimore, vs. Rams	W	24-153	10/15/72	Douglass, at Clev	W	11-117
12/18/83	Payton, vs. GB	W	30-148	11/26/67	Sayers, vs. GB	L	18-117
9/19/76	Payton, at SF	W	28-148	12/9/56	Casares, vs. Chi	W	25-117
9/10/89	<b>Anderson, vs. Cin</b>	<b>W</b>	<b>21-146</b>	11/18/51	Dottley, vs. GB	W	17-117
10/17/76	Payton, at Rams	L	27-145	9/24/89	<b>Anderson, at Det</b>	<b>W</b>	<b>16-116</b>
11/26/78	Harper, vs. TB	W	25-144	9/23/84	Payton, at Sea	L	24-116
10/29/44	Grygo, vs. Rams	W	13-144	11/2/69	Sayers, at Min	L	20-116
10/27/68	Sayers, vs. Min	W	18-143	11/24/57	Casares, at Det	W	28-116
10/15/67	Sayers, vs. Det	W	22-142	11/4/45	Margarita, vs. GB	W	16-116
10/7/90	<b>Anderson, vs. GB</b>	<b>W</b>	<b>21-141</b>	12/9/79	Payton, at GB	W	25-115
10/10/76	Payton, at Min	L	19-141	11/6/55	Watkins, vs. GB	W	14-115
10/2/39	Maniaci, at Pit	W	12-141	11/6/55	Casares, vs. GB	W	16-115
10/2/77	Payton, vs. NO	L	19-140	10/16/60	Morris, vs. SF	W	7-114
9/30/34	Feathers, at Reds	W	2-140	10/21/34	Feathers, vs. Cin	W	7-114
11/27/88	<b>Anderson, vs. GB</b>	<b>W</b>	<b>17-139</b>	9/7/86	Payton, vs. Clev	W	22-113
11/9/86	Payton, at TB	W	20-139	11/4/79	Payton, vs. Det	W	22-113
10/7/56	Casares, at GB	W	24-139	9/17/72	Harrison, vs. Atl	L	20-113
10/24/77	Payton, at Det	W	20-137	12/12/65	Sayers, vs. SF	W	9-113
11/9/55	Hoffman, vs. SF	L	18-135	11/28/65	Sayers, vs. NYG	W	13-113
9/16/79	Payton, at Dal	L	22-134	11/9/58	Casares, at GB	W	15-113
12/21/75	Payton, at NO	W	25-134	11/2/58	Casares, at Rams	L	23-113
10/6/80	Payton, vs. TB	W	28-133	10/21/85	Payton, vs. GB	W	25-112
11/17/85	Payton, at Dal	W	22-132	11/20/83	Suhey, at TB	W	19-112
10/13/85	Payton, at SF	W	24-132	12/6/81	Payton, vs. Min	W	33-112
11/4/56	Casares, at Rams	W	25-132	12/1/68	Piccolo, at NO	W	21-112
10/7/34	Feathers, at Brk	W	14-132	11/9/69	Sayers, vs. Pit	W	28-112
11/13/83	Payton, vs. Phil	W	23-131	10/14/56	Casares, vs. SF	W	21-112
12/10/67	Sayers, vs. Min	T	20-131	10/21/51	Dottley, vs. SF	W	16-112
12/20/80	Payton, at TB	W	29-130	11/18/90	<b>Anderson, at Den</b>	<b>W+</b>	<b>28-111</b>
12/7/80	Payton, vs. GB	W	22-130	12/8/85	Payton, vs. Ind	W	26-111
12/3/44	Margarita, at Pit-StL	W	9-129				

(continued)



11/4/84	Payton, vs. Raid	W	27-111	10/28/51	Dottley, at Det	W	17-105
10/21/79	Payton, at Min	L	23-111	11/25/45	McAfee, vs. Pit	W	5-105
11/22/59	Casares, at Det	W	21-111	12/26/82	Payton, at Rams	W	20-104
11/12/39	Osmanski, at Det	W	18-111	10/3/76	Payton, vs. Wash	W	18-104
9/16/84	Payton, at GB	W	27-110	11/18/56	Casares, vs. Ram	W	27-104
11/28/76	Payton, at GB	W	27-110	9/4/83	Payton, vs. Atl	L	20-103
10/19/75	Adamle, at Pit	L	17-110	10/23/72	Harrison, vs. Min	W	31-103
1/2/83	Payton, at TB	L+	26-109	11/10/85	Suhey, vs. Det	W	16-102
11/5/78	Payton, vs. Sea	L	18-109	11/24/85	Payton, vs. Atl	W	20-102
11/14/76	Payton, vs. GB	W	18-109	10/9/83	Payton, vs. Min	L	20-102
10/26/69	Sayers, vs. Rams	L	15-109	10/12/80	Payton, at Min	L	23-102
10/5/86	Payton, vs. Min	W	26-108	12/7/58	Casares, vs. Chi	W	22-102
9/29/68	Sayers, at Min	W	16-108	10/22/39	Maniaci, at NYG	L	15-102
11/11/56	Hoffman, vs. GB	W	18-108	9/9/90	Anderson, vs. Sea	W	20-101
10/28/56	Jeter, at SF	W	16-108	12/11/83	Suhey, at Min	W	17-101
11/10/85	Payton, vs. Det	W	26-107	10/19/80	Payton, vs. Det	W	27-101
10/25/81	Payton, vs. SD	W+	36-107	9/3/78	Payton, vs. StL	W	26-101
11/9/80	Payton, vs. Wash	W	17-107	12/4/77	Payton, at TB	W	33-101
11/20/83	Payton, at TB	W	22-106	10/21/74	Garrett, vs. GB	W	23-101
10/9/66	Sayers, vs. Balt	W	18-106	11/29/42	Famiglietti, vs. Rams	W	12-101
9/25/88	Anderson, at GB	W	20-105	10/10/34	Feathers, at Pit	W	8-101
11/15/81	Payton, at GB	L	22-105	12/16/90	Anderson, at Det	L	22-100
11/26/78	Payton, vs. TB	W	27-105	11/19/89	Anderson, vs. TB	L	15-100
11/16/75	Payton, at SF	L	23-105	10/14/84	Payton, at StL	L	23-100
10/6/68	Sayers, at Balt	L	15-105	11/4/73	Douglass, at GB	W	19-100
9/15/68	Sayers, vs. Wash	L	15-105	11/20/49	Hoffman, at Wash	W	15-100

**165 rushers in 161 games\***

Eight games have gone into overtime; two have ended in a tie (before OT was adopted).

**TOTAL: 118-41-2 (.742)\***

At home: 72-16-2 (.818)

On the road: 46-25 (.648)

**TWO 100-YARD RUSHERS:**

11/6/55 vs. GB — Casares, Watkins

11/26/78 vs. TB — Payton, Harper

11/20/83 at TB — Payton, Suhey

11/10/85 vs. Det — Payton, Suhey

**BY MONTH:\***

September 21-7 (.750)

October 34-17 (.667)

November 39-11-1 (.780)

December 24-5-1 (.828)

January 0-1 (.000)

**100-YARD PLAYOFF GAMES:**

119 — McAfee, vs. GB, 12/14/41

109 — Osmanski, at Wash, 12/8/40

104 — Payton, at Wash, 12/30/84

102 — Anderson, vs. NO, 1/6/91

**ON THE ROAD:\*** (five games min.)

Detroit 8-0

Green Bay 10-1

Minnesota 3-8

Tampa Bay 4-1

San Francisco 4-1

**BY RUSHER:\***

Adamle, Mike 1-0

Anderson, Neal 9-4

Casares, Rick 12-1

Dottley, Kayo 3-1

Douglass, Bobby 2-1

Famiglietti, Gary 1-0

Feathers, Beattie 5-0

Galimore, Willie 2-0

Garrett, Carl 1-0

Grygo, Al 1-0

Gulyanics, George 1-0

Harper, Roland 1-0

Harrison, Jim 1-1

Hoffman, John 2-1

Hunsinger, Chuck 1-0

Jeter, Perry 1-0

Maniaci, Joe 1-1

Marconi, Joe 1-0

Margarita, Bob 2-0

McAfee, George 1-0

Morris, Johnny 1-0

Nagurski, Bronko 1-0

Osmanski, Bill 2-0

Payton, Walter 53-24

Piccolo, Brian 1-0

Sayers, Gale 12-6-2

Suhey, Matt 3-0

Watkins, Bobby 1-0

**BY TEAM:\***

Atlanta Falcons 3-2

Brooklyn Dodgers 1-0

Buffalo Bills 1-0

Cincinnati Bengals 1-0

Cincinnati Reds 2-0

Cleveland Browns 2-1

Dallas Cowboys 1-3

Denver Broncos 2-1

Detroit Lions 15-1-1

Portsmouth Spartans 1-0

Green Bay Packers 24-4

Indianapolis Colts 1-0

Baltimore Colts 3-1

Kansas City Chiefs 1-0

LA Raiders Raiders 1-0

Oakland Raiders 0-2

LA Rams 6-3

Cleveland Rams 2-0

Miami Dolphins 1-1

Minnesota Vikings 11-8-1

New Orleans Saints 4-2

New York Giants 1-1

New York Yankees 1-0

Philadelphia Eagles 2-0

St. Louis Cardinals 2-1

Chicago Cardinals 3-1

Pittsburgh-St. Louis 1-0

Pittsburgh Steelers 3-1

Pittsburgh Pirates 1-0

San Diego Chargers 1-0

San Francisco 49ers 8-2

Seattle Seahawks 2-2

Tampa Bay Buccaneers 8-2

Washington Redskins 2-2

\*Does not include post-season





## 100-YARD RECEIVING GAMES

10/31/54 Hill, at SF ..... W ..... 7-214	9/25/83 Gault, at Balt ..... L+ ..... 5-130
11/18/62 Morris, at Dal ..... W ..... 10-201	9/23/61 Ditka, at Rams ..... W ..... 5-130
10/21/56 Hill, vs. Balt ..... W ..... 9-198	12/4/83 Gault, at GB ..... L ..... 4-129
11/25/56 Hill, at NYG ..... T ..... 7-195	10/1/50 Keane, at GB ..... L ..... 8-129
10/23/49 Keane, at NYG ..... L ..... 14-193	11/2/47 Kavanaugh, at Bos ..... W ..... 8-129
11/12/61 Ditka, vs. GB ..... L ..... 9-190	12/19/71 Farmer, vs. Min ..... L ..... 7-128
11/8/64 Morris, vs. Balt ..... L ..... 10-183	11/25/62 Coia, at Balt ..... W ..... 6-128
11/19/67 Gordon, vs. StL ..... W ..... 4-178	10/16/49 Keane, vs. Phil ..... W ..... 8-127
10/29/50 Kavanaugh, at NYG ..... L ..... 8-177	12/7/80 Watts, vs. GB ..... W ..... 4-126
10/19/81 M. Anderson, at Det ..... L ..... 6-176	10/4/42 McLean, at CRams ..... W ..... 5-126
9/28/86 Gault, at Cin ..... W ..... 7-174	9/22/63 Ditka, at Min ..... W ..... 8-124
12/11/49 Hoffman, vs. Chi ..... W ..... 8-174	10/9/60 Morris, vs. Rams ..... W ..... 3-124
12/15/63 Morris, at Det ..... W ..... 8-171	12/7/75 Rather, vs. Det ..... W ..... 4-123
10/25/64 Ditka, at Wash ..... L ..... 13-168	11/14/65 Morris, vs. StL ..... W ..... 5-123
10/25/53 Dooley, at Rams ..... L ..... 6-164	11/19/61 Morris, at SF ..... L ..... 4-123
11/20/60 Dewveall, vs. Det ..... W ..... 6-163	11/23/58 McColl, at Det ..... W ..... 6-123
12/14/47 Keane, vs. Chi ..... L ..... 7-161	10/14/62 Morris, vs. SF ..... L ..... 4-122
11/15/70 Gordon, at GB ..... L ..... 5-158	10/19/47 Keane, vs. Det ..... W ..... 6-122
10/5/86 Ortego, vs. Min ..... W ..... 6-157	11/18/56 Hill, vs. Rams ..... W ..... 5-121
12/7/47 McAfee, vs. Rams ..... L ..... 9-157	11/11/56 Hill, vs. GB ..... W ..... 4-121
12/9/62 Ditka, vs. Rams ..... W ..... 6-155	10/8/61 Ditka, at Det ..... W ..... 5-120
10/30/55 Hill, at Rams ..... W ..... 8-151	10/29/78 Payton, vs. Det ..... L ..... 7-119
12/16/51 Schroeder, vs. Chi ..... L ..... 4-150	12/20/70 Gordon, at NO ..... W ..... 9-119
10/15/61 Galimore, vs. Balt ..... W ..... 7-149	12/13/53 Dooley, vs. Chi ..... L ..... 8-119
11/23/52 Stone, vs. Det ..... W ..... 4-148	11/29/42 Pool, vs. CRams ..... W ..... 2-118
11/11/79 Watts, vs. Rams ..... W ..... 6-147	12/5/54 Hill, at Chi ..... W ..... 6-117
10/25/70 Farmer, vs. Det ..... L ..... 6-147	11/14/54 Hill, vs. Clev ..... L ..... 3-117
12/15/68 Gordon, vs. GB ..... L ..... 6-147	12/13/53 Hensley, vs. Chi ..... L ..... 4-117
10/11/64 Morris, vs. Rams ..... W ..... 11-147	10/23/38 Manske, vs. CRams ..... L ..... 6-117
10/11/59 Hill, vs. Rams ..... L ..... 5-147	<b>11/13/88 Gentry, at Wash ..... W ..... 5-116</b>
9/19/85 Gault, at Min ..... W ..... 6-146	11/9/86 Gault, at TB ..... W ..... 4-116
11/24/63 Ditka, at Pit ..... T ..... 7-146	9/15/74 Wade, vs. Det ..... W ..... 2-116
11/10/46 Kavanaugh, at Rams ..... W ..... 6-146	9/25/65 Morris, at Rams ..... L ..... 7-116
11/12/44 McLean, vs. Bos ..... W ..... 5-146	10/17/54 Hill, vs. SF ..... L ..... 4-116
12/5/54 Dooley, at Chi ..... W ..... 5-144	9/11/83 Payton, vs. TB ..... W ..... 6-115
10/10/54 Hill, vs. Balt ..... W ..... 3-144	9/26/71 Gordon, at Min ..... W ..... 10-115
10/12/47 Kavanaugh, vs. Phil ..... W ..... 2-144	10/9/60 Dewveall, vs. Rams ..... W ..... 6-115
12/13/70 Farmer, vs. GB ..... W ..... 9-142	10/19/52 Schroeder, vs. SF ..... L ..... 4-115
10/28/56 Hill, at SF ..... W ..... 7-142	11/20/49 Kavanaugh, at Wash ..... W ..... 4-115
10/29/72 Farmer, at StL ..... W ..... 5-141	12/5/37 McDonald, vs. Chi ..... W ..... 6-115
10/13/46 McLean, vs. Rams ..... T ..... 6-141	10/6/85 Moorehead, at TB ..... W ..... 8-114
10/4/81 Margenrum, at Min ..... L ..... 10-140	10/13/74 Rather, at Atl ..... L ..... 6-114
10/19/80 Scott, vs. Det ..... W ..... 3-140	10/2/77 Rather, vs. NO ..... L ..... 6-113
9/26/54 Hill, at Det ..... L ..... 4-140	12/12/65 Jones, vs. SF ..... W ..... 3-113
10/10/71 Gordon, vs. NO ..... W ..... 8-139	11/13/55 Hill, vs. Rams ..... W ..... 3-113
11/18/45 Kavanaugh, vs. Det ..... L ..... 6-138	10/3/43 Geyer, at Det ..... W ..... 3-113
12/11/49 Kavanaugh, vs. Chi ..... W ..... 6-137	9/29/74 Wade, at Min ..... L ..... 6-112
9/20/64 Morris, at Min ..... W ..... 10-135	12/2/62 Morris, vs. NYG ..... L ..... 6-112
11/16/87 Gault, at Den ..... L ..... 5-133	11/3/57 Hill, at Rams ..... W ..... 4-111
9/19/85 McKinnon, at Min ..... W ..... 4-133	<b>10/15/89 Gentry, vs. Hou ..... L ..... 6-110</b>
11/18/62 Ditka, at Dal ..... W ..... 7-133	10/13/63 Ditka, at Rams ..... W ..... 9-110
10/17/54 Dooley, vs. SF ..... L ..... 6-133	11/7/54 Hoffman, vs. GB ..... W ..... 9-110
10/14/62 Ditka, vs. SF ..... L ..... 8-132	

(continued)

10/24/54	McColl, at Rams	L	8-110	10/8/61	Farrington, at Det	W	2-105
11/19/39	Manske, vs. Phil	W	2-110	11/29/59	Dewveall, at Chi	W	3-105
10/4/64	Morris, at SF	L	7-109	9/21/80	Watts, vs. Min	L	2-104
11/28/54	Hill, vs. Rams	W	6-109	10/21/79	Baschnagel, at Min	L	4-104
11/29/42	McLean, vs. CRams	W	4-109	10/3/65	Sayers, at GB	L	5-104
12/6/69	Gordon, at SF	L	10-108	12/4/60	Coia, at GB	L	3-104
9/28/81	Payton, vs. Rams	L	4-107	11/25/45	Margarita, vs. Pit	W	6-104
11/24/77	Payton, at Det	W	4-107	9/18/83	Gault, at NO	L+	4-103
11/22/70	Gordon, vs. Buf	W	6-107	12/16/79	Watts, vs. STL	W	6-103
11/15/64	Morris, at Rams	W	9-107	11/9/47	Kavanaugh, vs. GB	W	4-103
10/20/63	Morris, at SF	L	6-107	11/8/87	<b>N. Anderson, at GB</b>	<b>W</b>	<b>5-102</b>
10/22/61	Ditka, vs. SF	W	4-107	12/26/82	Payton, at Rams	W	5-102
9/25/55	Hill, at Balt	L	5-107	12/17/61	Ditka, vs. Min	W	8-102
12/19/88	McKinnon, at Min	L	4-106	10/27/57	Hill, at SF	L	5-102
11/27/80	Scott, at Det	W+	6-106	9/30/56	Hill, at Balt	L	4-102
9/27/64	Ditka, at Balt	L	6-106	10/26/47	Keane, at Wash	W	9-102
9/28/52	Schroeder, at GB	W	7-106	12/11/60	Dooley, at Clev	L	7-101
9/22/40	Swisher, at GB	W	2-106	12/6/69	Wallace, at SF	L	10-100
11/11/90	<b>Davis, vs. Atl</b>	<b>W</b>	<b>5-105</b>	11/26/64	Morris, at Det	W	7-100
10/22/78	Scott, at TB	L	5-105	10/21/62	Ditka, vs. Balt	W	4-100
12/3/67	Gordon, at SF	W	7-105	11/24/40	Kavanaugh, vs. CRams	W	3-100

147 receivers in 136 games\*

Three games have gone into overtime; three have ended in a tie (before OT was adopted).

**TOTAL: 80-53-3 (.602)\***

At home: 42-22-1 (.656)

On the road: 38-31-2 (.551)

**TWO 100-YARD RECEIVERS:**

11/29/42 vs. ClevR	— McLean, Pool
12/11/49 vs. Chi	— Hoffman, Kavanaugh
12/13/53 vs. Chi	— Dooley, Hensley
10/17/54 vs. SF	— Dooley, Hill
12/5/54 at Chi	— Dooley, Hill
10/9/60 vs. Rams	— Dewveall, Morris
10/8/61 at Det	— Ditka, Farrington
10/14/62 vs. SF	— Ditka, Morris
11/18/62 at Dal	— Ditka, Morris
12/6/69 at SF	— Gordon, Wallace
9/19/85 at Min	— Gault, McKinnon

**BY MONTH:\***

September	10-10 (.500)
October	23-24-1 (.489)
November	33-7-2 (.825)
December	14-12 (.538)

**100-YARD PLAYOFF GAMES:**

129	— Gault, vs. NE, 1/26/86
122	— Magnini, vs. Wash, 12/26/43
108	— McKinnon, vs. Phil., 12/31/88

**BY RECEIVER:\***

Anderson, Marcus	0-1
<b>Anderson, Neal</b>	<b>1-0</b>
Baschnagel, Brian	0-1

Coia, Angelo	1-1
<b>Davis, Wendell</b>	<b>1-0</b>
Dewveall, Willard	3-0
Ditka, Mike	9-4-1
Dooley, Jim	1-4
Farmer, George	2-2
Farrington, John	1-0
Galimore, Willie	1-0
Gault, Willie	3-4
<b>Gentry, Dennis</b>	<b>1-1</b>
Geyer, Bill	1-0
Gordon, Dick	6-3
Hensley, Dick	0-1
Hill, Harlon	11-7-1
Hoffman, John	2-0
Jones, Jimmy	1-0
Kavanaugh, Ken	7-2
Keane, Jim	3-3
Manske, Edgar	1-1
Margarita, Bob	1-0
Margerum, Ken	0-1
McAfee, George	0-1
McColl, Bill	1-1
McDonald, Lester	1-0
McKinnon, Dennis	1-1
McLean, Ray	3-0-1
Moorehead, Emery	1-0
Morris, Johnny	8-7
Ortego, Keith	1-0
Payton, Walter	3-2
Pool, Hampton	1-0
Rather, Bo	1-2
Sayers, Gale	0-1
Schroeder, Gene	1-2
Scott, James	2-1
Stone, Billy	1-0
Swisher, Bob	1-0
Wade, Charles	1-1

Wallace, Bob	1-0
Watts, Rickey	3-1

**BY TEAM:\***

Atlanta Falcons	1-1
Baltimore Colts	5-5
Boston Yankees	2-0
Buffalo Bills	1-0
Cincinnati Bengals	1-0
Cleveland Browns	0-2
Dallas Cowboys	1-0
Denver Broncos	0-1
Detroit Lions	13-5
Green Bay Packers	8-7
Houston Oilers	0-1
LA Rams	14-6-1
Cleveland Rams	3-1
Minnesota Vikings	6-6
New Orleans Saints	2-2
New York Giants	0-3-1
Philadelphia Eagles	3-0
St. Louis Cardinals	4-0
Chicago Cardinals	4-3
Pittsburgh Steelers	1-0-1
San Francisco 49ers	5-8
Tampa Bay Buccaneers	3-1
Washington Redskins	3-1

**ON THE ROAD:\*** (five games min.)

at Baltimore	1-4
at Detroit	7-2
at Green Bay	3-5
at Minnesota	4-4
at LA Rams	7-3
at San Francisco	3-5

\*Does not include post-season





## 300-YARD PASSING GAMES

12/11/49	Lujack, vs. Chi	W	...	39-24-468	10/29/50	Lujack, at NY Yanks	L	...	39-20-331
11/18/62	Wade, at Dal	W	...	46-28-466	10/8/61	Wade, at Det	W	...	25-13-330
11/14/43	Luckman, at NYG	W	...	32-21-433	11/25/62	Wade, at Balt	W	...	32-23-328
10/17/54	Blanda, vs. SF	L	...	47-21-359	10/11/59	Brown, vs. Rams	L	...	29-14-323
10/14/62	Wade, vs. SF	L	...	34-18-356	11/19/61	Wade, at SF	L	...	34-18-323
12/17/61	Wade, vs. Min	W	...	34-23-355	10/25/64	Wade, at Wash	L	...	57-33-321
12/12/65	Bukich, vs. SF	W	...	32-16-347	10/23/49	Lujack, at NYG	L	...	52-29-319
10/19/47	Luckman, vs. Det	W	...	26-18-342	10/21/62	Wade, vs. Balt	W	...	26-13-318
9/20/64	Wade, at Min	W	...	31-23-341	12/7/80	Evans, vs. GB	W	...	22-18-316
10/24/54	Blanda, at Rams	L	...	46-28-338	10/12/47	Luckman, vs. Phil	W	...	25-14-314
12/13/70	Concannon, vs. GB	W	...	34-21-338	11/16/87	McMahon, at Den	L	...	34-21-311
11/19/67	Concannon, vs. StL	W	...	24-11-336	10/4/81	Evans, at Min	L	...	43-26-307
10/16/83	Evans, at Det	L	...	45-28-336	12/13/53	Blanda, vs. Chi	L	...	37-20-306
10/25/53	Blanda, at Rams	L	...	47-23-334	9/24/89	Tomczak, at Det	W	...	25-15-302
10/9/60	Brown, vs. Rams	W	...	21-13-333	12/6/69	Carter, at SF	L	...	49-31-301

### 30 300-yard passing games

None of the games have gone into overtime or occurred in the playoffs.

Only one game has been at Soldier Field, the Dec. 7, 1980 contest against Green Bay.

### TOTAL: 16-14 (.533)

At home: 10-4 (.714)

On the road: 6-10 (.375)

### BY DECADE:

1940-49	4-1 (.800)
1950-59	0-6 (.000)
1960-69	9-4 (.692)
1970-79	1-0 (1.000)
1980-89	2-3 (.400)
1990-	0-0

### BY MONTH:

September	2-0 (1.000)
October	5-10 (.333)
November	4-2 (.667)
December	5-2 (.714)

### BY QUARTERBACK:

Blanda, George	0-4
Brown, Ed	1-1
Bukich, Rudy	1-0
Carter, Virgil	0-1
Concannon, Jack	2-0
Evans, Vince	1-2
Luckman, Sid	3-0
Lujack, Johnny	1-2
McMahon, Jim	0-1
Tomczak, Mike	1-0
Wade, Bill	6-3

### BY TEAM:

Baltimore Colts	2-0
Dallas Cowboys	1-0
Denver Broncos	0-1
Detroit Lions	3-1
Green Bay Packers	2-0
St. Louis Cardinals	1-0
Chicago Cardinals	1-1
Los Angeles Rams	1-3
Minnesota Vikings	2-1
New York Giants	1-1
New York Yankees	0-1
Philadelphia Eagles	1-0
San Francisco 49ers	1-4
Washington Redskins	0-1



## BEST PASSING SEASONS

Player	Year	Att	Cmp	Yards	Pct	Y/Att	TD	TD%	Int	Int%	Rate
1 Sid Luckman	1943	202	110	2,194	54.5	10.86	28	13.9	12	5.9	107.8
2 Jim McMahon	1984	143	85	1,146	59.4	8.01	8	5.6	2	1.4	97.8
3 Sid Luckman	1941	119	68	1,181	57.1	9.92	9	7.6	6	5.0	95.5
4 Bill Wade	1961	250	139	2,258	55.6	9.03	22	8.8	13	5.2	93.7
5 Rudy Bukich	1965	312	176	2,641	56.4	8.46	20	6.4	9	2.9	93.6
6 Rudy Bukich	1964	160	99	1,099	61.9	6.87	12	7.5	7	4.4	89.0
7 Jim McMahon	1987	210	125	1,639	59.5	7.80	12	5.7	8	3.8	87.4
8 Ed Brown	1956	168	96	1,667	57.1	9.92	11	6.5	12	7.1	83.1
9 Jim McMahon	1985	313	178	2,392	58.1	7.64	15	4.8	11	3.5	82.8
10 Sid Luckman	1945	217	117	1,725	53.9	7.95	14	6.5	10	4.6	82.6
11 <b>Jim Harbaugh</b>	1990	312	180	2,178	57.7	6.98	10	3.2	6	1.9	81.9
12 Jim McMahon	1982	210	120	1,501	57.1	7.15	9	4.3	7	3.3	80.1
13 Sid Luckman	1942	105	57	1,023	54.3	9.74	10	9.5	13	12.4	80.0
14 Jim McMahon	1983	295	175	2,184	59.3	7.40	12	4.1	13	4.4	77.7
15 Ed Brown	1959	247	125	1,881	50.6	7.61	13	5.3	10	4.0	77.0





## BEARS HALL OF FAMERS

Since the Hall of Fame opened in Canton, Ohio on September 7, 1963, 160 NFL players have been inducted. Twenty-two Bears are enshrined in the Hall, the most of any team.

### DOUG ATKINS

Inducted: 1982

### Defensive End

BEARS: 12 seasons (1955-66)

#81

NFL: 17 seasons

Three-time all-NFL (1960, 61, 62)...Eight-time Pro Bowler (1958-64; 66)...Named Outstanding Lineman in 1959 Pro Bowl...First-round pick of Browns in 1953...Joined Saints for final three seasons via 1967 trade...Conference high-jump champion and scholarship basketball player at Tennessee.

### GEORGE BLANDA

Inducted: 1981

### Quarterback-Kicker

BEARS: 10 seasons (1949-58)

#16, 22

NFL: 26 seasons

NFL all-time leader in seasons (26), games (340), points (2,002), PAT attempts (959), PATs (943), FG attempts (638), and interceptions (277)...Bears career record holder in consecutive games with a score (83), consecutive extra points (156), and extra points (247); fourth in club history with 501 points...Retired in 1959, but returned in 1960 to play seven seasons with Houston (1960-66) and nine with Oakland (1967-75)...Led Oilers to two AFL titles and was 1961 Player of the Year...Set NFL record with 68 pass attempts vs. Buf. (11/1/64)...Voted Male Athlete of the Year by AP in 1970...Finished 305-game career with 2,002 points, 4,007 attempts for 26,920 passing yards and 236 TDs...Retired one month shy of 49th birthday...Played college ball at Kentucky.

### DICK BUTKUS

Inducted: 1979

### Middle Linebacker

BEARS: 9 seasons (1965-73)

#51

NFL: 9 seasons

Third pick of 1965 draft...Beat out incumbent middle linebacker Bill George...Denied Rookie of the Year honors when edged by teammate and fellow Hall of Fame enshrinee Gale Sayers...Voted to first Pro Bowl after his second year, and returned every season...Seven-time all-NFL...Bears all-time leader with 25 fumble recoveries (second in NFL history) and second with 47 turnovers (fumbles + interceptions)...Born and raised in Chicago; attended college at Illinois.

### GEORGE CONNOR

Inducted: 1975

### Tackle-Linebacker

BEARS: 8 seasons (1948-55)

#71, 81

NFL: 8 seasons

First of the big, mobile outside linebackers...All-NFL five times including 1951 and 52 on both offense and defense...Voted to first four Pro Bowls (1951-54)...Dramatic display in 1952 Pro Bowl when, late in the game with opposition deep in territory, he made a tackle-for-loss on first down, solo stop on second down, sacked QB on third down, and batted down fourth down pass in the endzone...Injuries forced retirement after 1955 season...All-America one year at Holy Cross and twice at Notre Dame.

### MIKE DITKA

Inducted: 1988

### Tight End

BEARS: 6 seasons (1961-66)

#89

NFL: 12 seasons

(See bio on page 17)

### JOHN "PADDY" DRISCOLL

Inducted: 1965

### Running Back

BEARS: 5 seasons (1920; 26-29)

#1, 20

NFL: 11 seasons

The NFL's first "franchise" player...Triple threat athlete who excelled at running, punting, and dropping kicking for field goals...Played with Chicago Cardinals (1921-25)...Scored 27 points in 1923 game vs. Rochester (four TDs, three FGs)...His 50-yard field goal in 1925 was NFL record for several years...Born in Evanston, IL, and attended Northwestern.

### DANNY FORTMANN

Inducted: 1965

### Guard

BEARS: 8 seasons (1936-43)

#21

NFL: 8 seasons

Ninth round pick in NFL's first draft (1936)...As a rookie in 1920, at age 20, he was the league's youngest starter...Signal caller for linemen on offense and deadly tackler on defense...All-NFL from 1938-43...The Bears finished first five times, second twice, and third once during his eight years...Pursued medical studies at University of Chicago while playing with Bears...Played at Colgate.

**BILL GEORGE****Linebacker****#61, 72****Inducted: 1974****BEARS: 14 seasons (1952-65)****NFL: 15 seasons**

Joined Bears in 1952 as "middle guard", but became league's first middle linebacker when he dropped off the line in 1954...All-NFL eight times in nine years...Voted to Pro Bowl eight straight seasons (1955-62)...Defensive signal caller final 10 seasons in Chicago...18 career interceptions...His 14 seasons tie for the most by a Bear player...Finished with Rams (1966)...Attended Wake Forest.

**HAROLD "RED" GRANGE****Running Back-Defensive Back****#77****Inducted: 1963****BEARS: 7 seasons (1925; 29-34)****NFL: 9 seasons**

Joined Bears on Thanksgiving, 1925—just 10 days following final college game...Attracted crowds of 70,000 at the Polo Grounds and 75,000 in LA Coliseum during 1925 "tour"—17 games in two months to showcase the Galloping Ghost...Left Bears for NY Yankees of AFL in 1926 which joined NFL the following season...Suffered knee injury vs. Bears in 1927, and missed entire '28 season...Rejoined Chicago in 1929, but was "ordinary" ball carrier...Developed into a good defensive back...All-NFL in 1931...Made TD-saving tackle in final seconds of 1933 Championship Game 23-21 win over NY Giants...Played college ball at Illinois.

**GEORGE HALAS****End-Coach-Owner****#7****Inducted: 1963****BEARS: 63 seasons (1920-83)****NFL: 63 seasons**

(See bio on page 164)

**ED HEALEY****Tackle****#16****Inducted: 1964****BEARS: 5 seasons (1922-27)****NFL: 8 seasons**

Acquired by Halas from Rock Island Independents (1920-22) in exchange for gate receipts (\$100) from late-season game in 1922...Ran more than 30 yards in 1924 to tackle his own teammate who was running the wrong way with an interception...Caught running back George Wilson from behind after hurdling several teammates in 1926 game vs. LA All-Stars...Termed "the most versatile tackle of all-time" by Halas...First president of Bear alumni association (1937)...Graduated from Dartmouth.

**BILL HEWITT****End****#56****Inducted: 1971****BEARS: 5 seasons (1932-36)****NFL: 9 seasons**

Last helmetless player...Fourtime all-NFL (1933, 34, 36, 37) and first to do so with two teams...Designed play to win 1933 NFL Championship: jump pass from fullback to Hewitt who caught and lateraled to another end...Played for Eagles (1937-39), missed 1940-42 seasons before returning with Philadelphia-Pittsburgh (1943)...Career: 101 catches for 1,606 yards and 25 TDs...Average player in high school and at Michigan.

**STAN JONES****Tackle****#78****Inducted: 1991****BEARS: 12 seasons (1954-65)****NFL: 13 seasons**

Selected by Chicago in 1953 draft...Started at tackle, but switched to guard in 1954 and became eight-time Pro Bowler (1956-62)...Played offense and defense in 1962 before switching solely to defense in 1963—when the Bears won the NFL Championship...One of the first pro football players to concentrate on weight lifting...Missed just two games in his first 11 seasons...Traded to Redskins (1966) as a favor from Halas so he could finish his career near his Rockville, Maryland home...College Lineman of the Year at for 1953 National Champion Maryland Terrapins.

**SID LUCKMAN****Quarterback****#42****Inducted: 1965****BEARS: 12 seasons (1939-50)****NFL: 12 seasons**

Obtained as second pick of 1939 draft...Bears all-time leader in attempts (1,744), completions (904), yards (14,686), TDs (137), interceptions (132), and average gain (8.42)...Club season record holder in QB rating (107.8 in 1943), TDs (28 in 1943), and interceptions (31 in 1947)...Led Bears T-formation attack which won four NFL Titles including 73-0 blitzing of Washington in 1940 Championship...Five-time all-NFL and 1943 league MVP...Passed for record-tying seven TDs in 1943 game vs. Giants...Came out of Columbia University.



- ROY "LINK" LYMAN** Tackle #2, 11, 12, 14, 77  
 Inducted: 1964 BEARS: 7 seasons (1926-34) NFL: 11 seasons  
 Pioneered stunting, slanting, and shifting style defense...Began pro career with Canton (1922-23), winning two championships; moved to Cleveland where he again won a championship...Joined Frankfurt (1925) before finishing with Bears...Left Bears for 1929 season to play semi-pro ball and in 1932 to settle business problems...In his final two seasons Chicago won the NFL Championship (1933) and division (1934)...No high school ball (school had seven boys), but played at Nebraska.
- GEORGE McAFEE** Running Back-Defensive Back #5, 33  
 Inducted: 1966 BEARS: 8 seasons (1940-50) NFL: 8 seasons  
 Bears first choice in 1940...Career average 12.78 yards on 112 punt returns is still NFL record...Returned a kickoff 93 yards for TD in first pro game...Saw little playing time on talent-loaded 1940 and 1941 teams; went into the Navy for WWII; returned in 1945...21 career interceptions...All-America at Duke.
- GEORGE MUSSO** Tackle-Guard-Defensive Tackle #16  
 Inducted: 1982 BEARS: 11 seasons (1933-44) NFL: 11 seasons  
 Signed by Halas for just \$90/game plus \$5 in expenses...Elected team captain in fourth season and kept the title remainder of career...First player to win all-NFL at two positions: tackle in 1935 and guard in 1937...College ball at Millikin.
- BRONKO NAGURSKI** Fullback-Tackle #3, 16  
 Inducted: 1963 BEARS: 9 seasons (1930-37; 43) NFL: 9 seasons  
 Powerful, punishing runner who was also a threat to pass...Retired after eight seasons (1937) for a more profitable wrestling career...Returned in 1943 when Bears were short of players (due to WWII), Played mostly at tackle, but scored TD to put Bears ahead to stay in 1943 Championship game...Ninth in Bears career rushing...High school teams were winless...All-American at Minnesota.
- GALE SAYERS** Running Back #40  
 Inducted: 1977 BEARS: 7 seasons (1965-71) NFL: 7 seasons  
 Fourth pick of 1965 draft...Had 77-yard PR, 93-yard KOR and 25-yard TD pass in first pre-season game...Amassed 2,272 net yards and a rookie-record 22 TDs including record-tying six TDs vs. SF in inaugural season...Picked Rookie of the Year over Butkus...Voted to five Pro Bowls (1966-70) and was Offensive MVP of three...Suffered right knee injury in 1968, but bounced back for second 1,000-yard season...Left knee injury in 1970 ended career...Led NFL in rushing in '66 and '69...20 100-yard rushing games...Third on Bears all-time rushing list...Averaged 5.0 yards per carry in career...Set 23 club records and seven NFL marks...Youngest player ever elected to the Hall (34 years old) and his effective playing time is also the shortest of any Hall of Famer...Star back at Kansas.
- JOE STYDAHAR** Tackle #13, 18  
 Inducted: 1967 BEARS: 9 seasons (1936-46) NFL: 9 seasons  
 First player ever drafted by Bears...All-NFL left tackle (1937-40)...Left for WWII (1943-44), but returned to lead Chicago to 1946 Championship...Star player at West Virginia.
- GEORGE TRAFTON** Center #13  
 Inducted: 1964 BEARS: 13 seasons (1920-31) NFL: 13 seasons  
 All-NFL center (unofficially) in eight of 13 seasons...Strong, tough, mean player—put four Rock Island players out of action in first 12 plays of a 1920 game...Notre Dame career was cut short when Knute Rockne caught him playing semi-pro ball.
- CLYDE "BULLDOG" TURNER** Center-Linebacker #66  
 Inducted: 1966 BEARS: 13 seasons (1940-52) NFL: 13 seasons  
 First-round draft pick in 1940...Flawless snapper and excellent blocker who was all-NFL six times...Could also play guard or tackle...Led league in 1942 with eight interceptions at linebacker...Played running back in emergency situations, scored 48-yard TD in 1944...Had 96-yard interception return for TD in 1947...Played college ball for Hardin-Simmons.





## RECENT BEAR DRAFTS

See page 96 for the Bears' 1991 draft

### 1990

1. **CARRIER, Mark, S, USC**
- 2a. **WASHINGTON, Fred, DT, TCU**
- 2b. **COX, Ron, LB, Fresno St.**  
*(from San Diego in Jim McMahon trade)*
- 3a. **RYAN, Tim, DT, USC**
- 3b. **WILLIS, Peter Tom, QB, Florida St.**  
*(from Raiders in Willie Gault trade)*
4. **MOSS, Tony, WR, LSU**
5. **CHAFFEY, Pat, FB, Oregon St.**
6. **MANGUM, John, DB, Alabama**
7. **ANDERSON, Bill, C, Iowa**  
*(from Raiders for Bears' seventh round pick)*
8. **ROUSE, James, RB, Arkansas**
9. **BAILEY, Johnny, RB, Texas A & I**
10. **PRICE, Terry, DT, Texas A & M**
- 11a. **WHITE, Brent, DE, Michigan**
- 11b. **MATUSZ, Roman, T, Pittsburgh**  
*(from Raiders for Bears' seventh round pick)*
12. **COONEY, Anthony, DB, Arkansas**

### 1989

- 1a. **WOOLFORD, Donnell, DB, Clemson**  
*(from LA Raiders for Willie Gault)*
- 1b. **ARMSTRONG, Trace, DE, Florida**  
*(from Wash. for Wilber Marshall)*
- 2a. **ROPER, John, LB, Texas A&M**  
*(from Miami for Bears' first round pick)*
- 2b. **ZAWATSON, Dave, OT, California**
- 3a. **FONTENOT, Jerry, G, Texas A&M**  
*(from Miami for Bears' first round pick)*
- 4a. **PAUL, Markus, S, Syracuse**  
*(from Raiders for Bears' fourth & sixth rd. picks)*
- 5a. **GREEN, Mark\*, RB, Notre Dame**
- 5b. **GILBERT, Greg, LB, Alabama**
- 7a. **BROTHERS, Richard\*, S, Arkansas**
- 7b. **SNYDER, Brent, QB, Utah St.**
- 8a. **WOODS, Tony\*, DT, Oklahoma**
- 8b. **DYKO, Chris, OT, Washington St.**
- 9b. **HARPER, LaSalle\*, LB, Arkansas**
- 9a. **SANDERS, Byron, RB, Northwestern**
- 10a. **MILLIKAN, Todd\*, TE, Nebraska**
- 10b. **SIMPSON, John, WR, Baylor**
- 11a. **NELMS, Joe\*, DT, California**
- 11b. **STREETER, George, S, Notre Dame**
- 12a. **WEYGAND, Freddy\*, WR, Auburn**
- 12b. **PHILLIPS, Anthony, G, Oklahoma**  
*\*(from Phil. for Chicago's third round pick)*

### 1988

- 1a. **MUSTER, Brad, FB, Stanford**
- 1b. **DAVIS, Wendell, WR, LSU**  
*(from Washington for Wilber Marshall)*
2. **JONES, Dante, LB, Oklahoma**
3. **JARVIS, Ralph, DE, Temple**
4. **THORNTON, Jim, TE, Cal. St.-Fullerton**
5. **JOHNSON, Troy, LB, Oklahoma**
6. **STINSON, Lemuel, CB, Texas Tech**
7. **RENTIE, Caesar, T, Oklahoma**
- 8a. **TATE, David, S, Colorado**
- 8b. **REED, Harvey, RB, Howard**  
*(from New England for Doug Flutie)*
9. **MAGEE, Rogie, WR, LSU**
10. **PORTER, Joel, T, Baylor**
11. **FORCH, Steve, LB, Nebraska**
12. **CLARK, Greg, LB, Arizona St.**

### 1987

1. **HARBAUGH, Jim, QB, Michigan**
2. **MORRIS, Ron, WR, SMU**  
*(Choice to LA Rams for Flutie)*
3. **SMITH, Sean, DE, Grambling**
- 5a. **BRYAN, Steve, DE, Oklahoma**
- 5b. **JOHNSON, Will, LB/DE, NE Louisiana**
6. **ADICKES, John, C, Baylor**
7. **HARRIS, Archie, T, William & Mary**
8. **MIGLIAZZO, Paul, LB, Oklahoma**
9. **HEIMULI, Lakei, FB, BYU**
10. **CHAPURA, Dick, DT, Missouri**
11. **JESSIE, Tim, RB, Auburn**
12. **JEFFRIES, Eric, DB, Texas**

### 1986

1. **ANDERSON, Neal, RB, Florida**
2. **JACKSON, Vestee, DB, Washington**
3. **WILLIAMS, David, WR, Illinois**
4. **BLAIR, Paul, T, Oklahoma St.**
5. **BARNES, Lew, WR, Oregon**
6. **POWELL, Jeff, RB, Tennessee**
7. **JONES, Bruce, DB, N Alabama**
8. **DOUGLASS, Maurice, DB, Kentucky**
9. **TELTSCHICK, John, P, Texas**
10. **HUNDLEY, Barton, DB, Kansas St.**
11. **KOZLOWSKI, Glen, WR, BYU**  
*(Choice to San Diego for Buford)*
12. **(Choice to San Diego for Buford)**

## 1985

1. **PERRY, William, DT, Clemson**
2. PHILLIPS, Reggie, DB, SMU
3. MANESS, James, WR, TCU
4. **BUTLER, Kevin, K, Georgia**
5. *(Choice to New York Jets)*
6. *(Choice to LA Rams)*
7. BENNETT, Charles, DE, SW Louisiana
8. BUXTON, Steve, T, Indiana St.
9. SANDERS, Thomas, RB, Texas A&M
10. CORYATT, Pat, DT, Baylor
11. **MORRISSEY, Jim, LB, Michigan St.**
12. *(Choice to San Diego)*

## 1984

1. MARSHALL, Wilber, LB, Florida
2. **RIVERA, Ron, LB, California**
3. HUMPHRIES, Stefan, G, Michigan
4. ANDREWS, Tom, G, Louisville
5. *(Choice to Washington)*
6. *(Choice to Dallas)*
7. ROBERTSON, Nakita, RB, Cen. Arkansas
8. ANDERSON, Brad, WR, Arizona
- 9a. *(Choice to San Francisco)*
- 9b. CASALE, Mark, QB, Montclair St.  
*(from Cleveland)*
- 10a. VESTMAN, Kurt, TE, Idaho
- 10b. **GAYLE, Shaun, DB, Ohio St.**  
*(from Cleveland)*
- 11a. *(Choice to LA Rams)*
- 11b. BUTKUS, Mark, DT, Illinois  
*(from Cleveland)*
- 12a. *(Choice to Miami through San Francisco)*
- 12b. JORDAN, Donald, RB, Houston  
*(from Cleveland)*

## 1983

- 1a. **COVERT, Jim, T, Pittsburgh**
- 1b. GAULT, Willie, WR, Tennessee  
*(from Tampa Bay)*
2. RICHARDSON, Mike, DB, Arizona St.
3. DUERSON, Dave, DB, Notre Dame
- 4a. **THAYER, Tom, C, Notre Dame**
- 4b. DUNSMORE, Pat, TE, Drake  
*(Choice to New England)*
5. *(Choice to Cleveland)*
6. *(Choice to Cleveland)*
7. *(Choice to Cleveland)*
- 8a. **DENT, Richard, DE, Tennessee St.**
- 8b. **BORTZ, Mark, DT, Iowa**
- 9a. FADA, Rob, G, Pittsburgh
- 9b. ZAVAGNIN, Mark, LB, Notre Dame  
*(from Cleveland through San Francisco)*

10. HUTCHISON, Anthony, RB, Texas Tech
11. WORTHY, Gary, RB, Wilmington
- 12a. WILLIAMS, Oliver, WR, Illinois  
*(from San Francisco)*
- 12b. *(Choice to San Diego)*

## 1982

1. McMAHON, Jim, QB, BYU  
*(Choice to Tampa Bay)*
2. WRIGHTMAN, Tim, TE, UCLA
4. **GENTRY, Dennis, RB, Baylor**
- 5a. HARNETT, Perry, G, SMU
- 5b. TABRON, Dennis, DB, Duke  
*(from San Diego)*
6. BECKER, Kurt, G, Michigan
7. WAECHTER, Henry, DT, Nebraska
8. DOERGER, Jerry, T, Wisconsin
9. HATCHETT, Mike, DB, Texas
10. TURNER, Joe, DB, USC
11. BOLIAUX, Gary, LB, Wisconsin
12. YOUNG, Ricky, LB, Oklahoma St.

## 1981

1. **VAN HORNE, Keith, T, USC**
- 2a. **SINGLETARY, Mike, LB, Baylor**  
*(from San Francisco)*
- 2b. *(Choice to San Francisco)*
3. MARGERUM, Ken, WR, Stanford
4. BELL, Todd, DB, Ohio St.  
*(Choice to San Francisco)*
5. HENDERSON, Reuben, DB, San Diego St
6. FISHER, Jeff, DB, USC
8. ZETTEK, Scott, DT, Notre Dame
9. DITTA, Frank, G, Baylor
10. CLIFFORD, Tim, QB, Indiana
11. JOHNSON, Lonnie, RB, Indiana
12. SHUPRYT, Bob, LB, New Mexico

## RETIRED NUMBERS

- 3 Bronko Nagurski, RB-T
- 5 George McAfee, RB
- 7 George Halas, E
- 28 Willie Galimore, RB
- 34 Walter Payton, RB
- 41 Brian Piccolo, RB
- 42 Sid Luckman, QB
- 56 Bill Hewitt, E
- 61 Bill George, LB
- 66 Clyde "Bulldog" Turner, C
- 77 Harold "Red" Grange, RB





# ALL-TIME FIRST-ROUND PICKS

Year	Pick	Player (position)	College	Year	Pick	Player (position)	College
1991	22nd	Stan Thomas (T)	Texas	1963a	10th	(To LA Rams for Joe Marconi, RB)	
1990	6th	Mark Carrier (S)	USC	1963b	11th	Dave Behrman (C)	Michigan State
1989a	11th	Donnell Woolford (DB) (from LA Raiders for Willie Gault)	Clemson			(from Pit. for Ed Brown, QB)	
1989b	12th	Trace Armstrong (DE) (from Wash. for Wilber Marshall)	Florida	1962	7th	Ronnie Bull, (RB)	Baylor
1988a	23rd	Brad Muster (FB)	Stanford	1961	5th	Mike Ditka (TE)	Pittsburgh
1988b	28th	Wendell Davis (WR) (from Wash. for Wilber Marshall)	LSU	1960	7th	Roger Davis (G)	Syracuse
1987	26th	Jim Harbaugh (QB)	Michigan	1959	7th	Don Clark (HB)	Ohio State
1986	27th	Neal Anderson (RB)	Florida	1958	7th	Chuck Howley (LB/G)	West Virginia
1985	22nd	William Perry (DT)	Clemson	1957	13th	Earl Leggett (DT)	LSU
1984	11th	Wilber Marshall (LB)	Florida	1956	10th	Menan "Tex" Schriewer (E)	Texas
1983a	6th	Jim Covert (T)	Pittsburgh	1955	11th	Ron Drzewiecki (HB)	Marquette
1983b	18th	Willie Gault (WR) (from TB for 1982 second round pick)	Tennessee	1954	6th	Stan Wallace (HB)	Illinois
				1953	6th	Billy Anderson (HB)	Compton JC
				1952	8th	Jim Dooley (FL/HB)	Miami (FL)
				1951a	2nd	Bob Williams (QB) (from New York Yankees)	Notre Dame
1982	5th	Jim McMahon (QB)	BYU	1951b	10th	Billy Stone (HB) (from disbanded Colts)	Bradley
1981	11th	Keith Van Horne (T)	USC	1951c	16th	Gene Schroeder (E)	Virginia
1980	19th	Otis Wilson (LB)	Louisville	1950	2nd	Chuck Hunsinger (HB)	Florida
1979a	4th	Dan Hampton (DT) (from TB for Wally Chambers, DT)	Arkansas		10th	Harper Davis (HB) (from dispersal draft)	Mississippi St.
1979b	9th	Al Harris (DE)	Arizona State	1949	10th	Dick Harris (C)	Texas
1978	20th	(To Cleveland for Mike Phipps, QB)		1948a	7th	Bobby Layne (QB) (from Pit. for Ray Evans, HB)	Texas
1977	15th	Ted Albrecht (T)	California				
1976	8th	Dennis Lick (T)	Wisconsin	1948b	13th	Max Baumgardner (E)	Texas
				1947a	1st	Bob Fenimore (HB) (Bonus Choice)	Oklahoma St.
1975	4th	Walter Payton (RB)	Jackson State	1947b	11th	Don Kindt (HB)	Wisconsin
1974a	4th	Waymond Bryant (LB)	Tennessee St.	1946	4th	Johnny Lujack (QB)	Notre Dame
1974b	20th	Dave Gallagher (DE) (from LA Rams for Dick Gordon, WR)	Michigan	1945	7th	Don Lund (HB)	Michigan
				1944	8th	Ray Evans (HB)	Kansas
1973	8th	Wally Chambers (DT)	E. Kentucky	1943	9th	Bob Steuber (HB)	Missouri
1972a	3rd	Lionel Antoine (T) (from Giants for Hyland, and McCrae)	S. Illinois	1942	10th	Frankie Albert (QB)	Stanford
				1941a	1st	Tom Harmon (HB) (from Phil. for John Schiechl, C)	Michigan
1972b	12th	Craig Clemons (S)	Iowa	1941b	3rd	Norm Standlee (FB) (from Pit. for Billy Patterson, QB)	Stanford
1971	11th	Joe Moore (RB)	Missouri	1941c	9th	Don Scott (HB)	Ohio State
1969	14th	Rufus Mayes (T)	Ohio State	1940	7th	Clyde "Bulldog" Turner (C/LB)	Hardin-Simms
1968	17th	Mike Hull (RB)	USC	1939a	2nd	Sid Luckman (QB)	Columbia
1967	10th	Loyd Phillips (DE)	Arkansas	1939b	6th	Bill Osmanski (FB) (from Pit. for Eggs Manske, E)	Holy Cross
1966	12th	George Rice (DT)	LSU	1938	10th	Joe Gray (HB)	Oregon State
1965a	3rd	Dick Butkus (LB) (from Pit. for '64 second and fourth rd. picks)	Illinois	1937	8th	Les McDonald (E)	Nebraska
1965b	4th	Gale Sayers (RB)	Kansas	1936	6th	Joe Stydahar (T)	West Virginia
1965c	6th	Steve DeLong (DE) (from Wash. for Coia and Williams)	Tennessee				
1964	14th	Dick Evey (DT)	Tennessee				

## SUMMARY OF BEARS' FIRST-ROUND PICKS

Position	Times	Last pick	School	Overall	Year
Running Back:	23	Brad Muster	Stanford	23rd	1988
Tackle:	7	Stan Thomas	Texas	22nd	1991
Quarterback:	7	Jim Harbaugh	Michigan	26th	1987
Wide Receiver:	6	Wendell Davis	LSU	28th	1988
Defensive Tackle:	6	William Perry	Clemson	22nd	1985
Linebacker:	5	Wilber Marshall	Florida	11th	1984
Defensive End:	5	Trace Armstrong	Florida	12th	1989
Center:	3	Dave Behrman	Michigan State	11th	1963
Safety:	2	Mark Carrier	USC	6th	1990
Tight End:	1	Mike Ditka	Pittsburgh	5th	1961
Guard:	1	Roger Davis	Syracuse	7th	1960
Cornerback:	1	Donnell Woolford	Clemson	11th	1989
Traded Away:	3	1978 to Cleveland for Mike Phipps.			





# ATTENDANCE

(since 1971 when Bears moved to Soldier Field)

Season	Capacity	Sold	Actual (games)	Average	Road (games)
1971	55,049	N/A	385,343 (7)	55,049	396,183 (7)
1972	55,701	N/A	389,907 (7)	55,701	406,556 (7)
1973	55,701	N/A	389,907 (7)	55,701	395,192 (7)
1974	55,753	N/A	389,117 (7)	55,588	372,530 (7)
1975	57,455	387,312	323,868 (7)	46,266	392,929 (7)
1976	57,359	401,123	351,812 (7)	50,258	438,338 (7)
1977	57,359	401,513	336,500 (7)	48,071	409,377 (7)
1978	57,359	458,872	385,976 (8)	48,247	455,542 (8)
1979	57,979	463,832	416,168 (8)	52,021	477,321 (8)
1980	64,154	513,232	464,897 (8)	58,112	486,954 (8)
1981	64,410	515,280	436,563 (8)	54,570	453,575 (8)
1982	65,793	249,354	183,626 (4)	22,953	293,501 (5)
1983	65,793	545,897	418,771 (8)	52,346	409,867 (8)
1984	65,793	516,347	462,159 (8)	57,769	444,496 (8)
1985	65,793	526,344	486,212 (8)	60,776	517,146 (8)
1986	66,030	528,240	495,484 (8)	61,935	478,025 (8)
1987	66,030	528,240	459,192 (8)	57,399	407,783 (7)
1988	66,946	535,568	494,093 (8)	61,761	489,476 (8)
1989	66,946	535,568	489,976 (8)	61,247	506,193 (8)
1990	66,946	535,568	481,018 (8)	60,127	534,440 (8)

## Ten largest crowds to watch the Bears

Soldier Field			Road		
66,625	vs. Phil.	10/2/89	100,470	at Rams	11/2/58
66,475	vs. Min.	9/17/89	83,224	at Cleve.	11/3/80
65,704	vs. NYG	9/14/87	80,638	at Det.	11/21/76
65,534*	vs. Phil.	12/31/88	80,156	at Raid.	9/30/90
65,506	vs. Rams	10/29/89	80,024	at Buf.	10/27/74
65,420	vs. Min.	9/23/90	78,722	at Cleve.	10/23/89
65,293	vs. SF	10/24/88	78,019	at Raid.	12/27/87
65,135	vs. Phil.	9/14/86	77,025*	at NYG	1/13/91
65,095	vs. GB	10/21/85	76,651	at Rams	10/17/76
64,877	vs. Rams	11/3/86	76,626	at NYG	12/18/77

## Five smallest crowds to watch the Bears

29,157	vs. GB	12/16/73	4,074†	at Phil.	10/4/87
32,111†	vs. Min.	10/11/87	34,350	at Balt.	9/25/83
34,306	vs. GB	12/10/78	36,816	at TB	11/20/83
35,807	vs. GB	12/18/83	41,154	at Min.	10/21/79
40,483	vs. SF	11/27/83	41,729	at Det.	12/9/73

\* Indicates playoff game; † indicates strike game; underlined indicates Monday Night Football.

## HOME SWEET HOME

Last year the Bears went 7-1 at home, losing only in the season finale to the Kansas City Chiefs. The Bears have not posted a losing record at home since going 3-4 in 1975—the third longest streak in the NFL behind only Washington (1968) and Pittsburgh (1969). Since 1980, Chicago has been among the NFL's top clubs when playing in front of their home fans.

Miami Dolphins	60-22-1	.732
Denver Broncos	62-23-0	.729
<b>Chicago Bears</b>	<b>61-23-0</b>	<b>.726</b>
Washington Redskins	59-24-0	.711
San Francisco 49ers	55-28-0	.663



# BEARS HONOR ROLL

What follows is a list of players who have been on the Chicago Bears' active roster for at least one NFL game between 1920 and 1990.

\* Indicates deceased players

() indicates seasons with the Bears

Year indicates first Bear season

## A

Abbey, Joe (North Texas State) .....	E	(2)	1948
Adamle, Mike (Northwestern) .....	RB	(2)	1975
Adams, John (LSU) .....	B	(4)	1959
Adickes, John (Baylor) .....	C	(2)	1987
Adkins, Roy* (Millikin & Bethany) .....	G	(2)	1920
Akin, Len (Baylor) .....	G	(1)	1942
Albrecht, Ted (California) .....	T	(5)	1977
Allen, Duane (Santa Ana) .....	E	(2)	1966
Allen, Eddie (Pennsylvania) .....	FB	(1)	1947
Allen, Egypt (TCU) .....	DB	(1)	1987
Allman, Robert (Michigan State) .....	E	(1)	1936
Altfor, Jim (Winona State) .....	DT	(1)	1987
Amsler, Marty (Evansville) .....	DE	(2)	1967
Anderson, Art (Idaho) .....	T	(2)	1961
Anderson, Brad (Arizona) .....	WR	(2)	1984
Anderson, Ed* (Notre Dame) .....	E	(1)	1923
Anderson, Henry (Northwestern) .....	G	(1)	1931
Anderson, Hunk* (Notre Dame) .....	G	(6)	1922
Anderson, Marcus (Tulane) .....	WR	(1)	1981
<b>Anderson, Neal (Florida) .....</b>	<b>RB</b>	<b>(5)</b>	<b>1996</b>
Anderson, Ralph* (Los Angeles St.) ..	E	(1)	1958
Anderson, William (Compton JC) .....	HB	(2)	1953
Andrews, Tom (Louisville) .....	C	(2)	1984
Antoine, Lionel (Southern Illinois) .....	T	(6)	1972
Apolskis, Charles* (DePaul) .....	E	(2)	1938
Ardizzone, Tony (Northwestern) .....	C	(1)	1979
<b>Armstrong, Trace (Florida) .....</b>	<b>DT</b>	<b>(2)</b>	<b>1989</b>
Amett, Jon (USC) .....	HB	(3)	1964
Arp, John (Lincoln) .....	T	(1)	1987
Artoe, Lee (California) .....	T	(4)	1940
Ashburn, Clifford (Nebraska) .....	T	(1)	1930
Asher, Bob (Vanderbilt) .....	T	(4)	1972
Ashmore, M. Roger* (Gonzaga) .....	T	(1)	1927
Aspatore, Edward* (Marquette) .....	T	(1)	1934
Atkins, Doug (Tennessee) .....	E	(12)	1955
Atkins, Kelvin (Illinois) .....	LB	(1)	1983
Autrey, Billy (SF Austin) .....	C	(1)	1953
Avellini, Bob (Maryland) .....	QB	(10)	1975
Aveni, John (Indiana) .....	E	(2)	1959

## B

Babartsky, Al (Fordham) .....	T	(3)	1943
Babinecz, John (Villanova) .....	LB	(1)	1975
Badaczewski, J. (Western Reserve) ..	G	(1)	1953
<b>Bailey, Johnny (Texas A &amp; I) .....</b>	<b>WR</b>	<b>(1)</b>	<b>1990</b>
Baisi, Al (West Virginia) .....	G	(3)	1940
Barker, Richard* (Iowa State) .....	G	(1)	1921
Barnes, Erich (Purdue) .....	HB	(3)	1958
Barnes, Gary (Clemson) .....	E	(1)	1964
Barnes, Joe (Texas Tech) .....	QB	(1)	1974
Barnes, Lew (Oregon) .....	WR	(1)	1986
Barnett, Steve (Oregon) .....	T	(1)	1963

Barnhardt, Tom (North Carolina) .....	P	(1)	1987
Barwegan, Richard* (Purdue) .....	G	(3)	1950
Baschnagel, Brian (Ohio State) .....	WR	(9)	1976
Bassi, Dick* (Santa Clara) .....	G	(2)	1938
Battles, Bill (Brown) .....	E	(1)	1939
Bauman, Alf (Northwestern) .....	T	(3)	1948
Bausch, Frank* (Kansas) .....	C	(4)	1937
Baynham, Craig (Georgia Tech) .....	RB	(1)	1970
Becker, Dave (Iowa) .....	S	(1)	1980
Becker, Doug (Notre Dame) .....	LB	(1)	1978
Becker, Kurt (Michigan) .....	G	(8)	1982
Becker, Wayland (Marquette) .....	E	(1)	1934
Bell, Bob (Missouri) .....	LB	(1)	1987
Bell, Kay (Washington State) .....	T	(1)	1937
Bell, Todd (Ohio State) .....	S	(6)	1981
Bennett, Ben (Duke) .....	QB	(1)	1987
Benton, Jim (Arkansas) .....	E	(1)	1943
Bergerson, Gilbert* (Oregon State) ..	G	(2)	1932
Berry, Connie, M. (NC State) .....	E	(5)	1942
Berry, Royce (Houston) .....	DE	(1)	1976
Best, Art (Kent State) .....	RB	(2)	1977
Bettis, Tom (Purdue) .....	LB	(1)	1963
Bettridge, John (Ohio State) .....	HB	(1)	1937
Bingham, Don (Sul Ross) .....	HB	(1)	1956
Bishop, Bill (North Texas) .....	T	(9)	1952
Bishop, Don (Los Angeles City) .....	E	(1)	1959
Bivins, Charles (Morris Brown) .....	HB	(7)	1960
Bjork, Del* (Oregon) .....	T	(2)	1937
Blackburn, JA .....	T	(1)	1923
Blacklock, Hugh* (Michigan State) ..	T	(6)	1920
Blackman, Lennon (Tulsa) .....	HB	(1)	1930
Blair, Paul (Oklahoma State) .....	T	(2)	1986
Blanda, George (Kentucky) .....	QB	(10)	1949
Boden, Lynn (South Dakota State) ..	G	(1)	1979
Bolan, George* (Purdue) .....	FB	(4)	1921
Bonderant, JB* (DePaul) .....	C	(1)	1922
Boone, JR (Tulsa) .....	HB	(4)	1948
<b>Bortz, Mark (Iowa) .....</b>	<b>G</b>	<b>(8)</b>	<b>1983</b>
<b>Boso, Cap (Illinois) .....</b>	<b>TE</b>	<b>(4)</b>	<b>1987</b>
Bowers, Sam (Fordham) .....	TE	(1)	1987
Brackett, ML (Auburn) .....	T	(2)	1956
Bradley, Chuck (Oregon) .....	TE	(1)	1977
Bradley, Ed (Wake Forest) .....	G	(2)	1950
Bradley, Steve (Indiana) .....	QB	(1)	1987
Braidwood, Charles* (Chattanooga) ..	E	(1)	1932
Bramhall, Art (DePaul) .....	HB	(1)	1931
Bratkowski, Zeke (Georgia) .....	QB	(6)	1954
Bray, Ray (Western Michigan) .....	G	(10)	1939
Brewers, Chris (Arizona) .....	RB	(1)	1987
Brink, Larry (Northern Illinois) .....	E	(1)	1954
Britton, Earl* (Illinois) .....	FB	(1)	1925
Brockman, Edward (Oklahoma) .....	B	(1)	1930
Brown, Charley (Syracuse) .....	DB	(2)	1966
Brown, Ed (San Francisco) .....	QB	(8)	1954
Brown, Kevin (W Texas State) .....	P	(1)	1987
Brown, William (Illinois) .....	FB	(1)	1961
Bruer, Bob (Mankato State) .....	TE	(1)	1976
Brumbaugh, Carl* (Florida) .....	QB	(8)	1930
Brupbacher, Ross (Texas A&M) .....	LB	(4)	1970
Bryan, Johnny* (Chicago) .....	HB	(4)	1922
Bryant, Waymond (Tennessee St.) ..	LB	(4)	1974



Buck, Arthur (John Carroll).....	HB	(1)	1941
Buckler, William "Bill" (Alabama).....	G	(6)	1926
Buffone, Doug (Louisville).....	LB	(14)	1966
<b>Buford, Maury (Texas Tech).....</b>	<b>P</b>	<b>(4)</b>	<b>1985</b>
Buivold, Ray* (Marquette).....	QB-HB	(2)	1937
Bukich, Rudy (USC).....	QB	(9)	1958
Bull, Ronnie (Baylor).....	B	(9)	1962
Burdick, Lloyd* (Illinois).....	T	(2)	1931
Burgois, Glenn (Tulsa).....	T	(1)	1945
Burks, Randy (SE Oklahoma St.)...WR		(1)	1976
Burman, George (Northwestern).....	T	(1)	1964
Buss, Arthur (Michigan State).....	T	(2)	1934
Bussey, Young* (LSU).....	QB	(2)	1940
Butkus, Dick (Illinois).....	LB	(9)	1965
Butler, Gary (Rice).....	TE	(1)	1975
<b>Butler, Kevin (Georgia).....</b>	<b>K</b>	<b>(6)</b>	<b>1985</b>
Buzin, Rich (Penn State).....	T	(1)	1972

### — C —

Cabral, Brian (Colorado).....	LB	(5)	1981
Cadile, James (San Jose State).....	G	(11)	1962
Caffey, Lee Roy (Texas A&M).....	LB	(1)	1970
Calland, Lee (Louisville).....	CB	(1)	1969
Cameron, Jack (Winston-Salem)....WR		(1)	1984
Campana, Al (Youngstown).....	HB	(4)	1950
Campbell, Gary (Colorado).....	LB	(7)	1977
Campbell, Leon (Arkansas).....	FB	(3)	1952
Canady, James (Texas).....	HB	(2)	1948
<b>Carrier, Mark.....</b>	<b>S</b>	<b>(1)</b>	<b>1990</b>
Carey, Bob* (Michigan State).....	E	(1)	1958
Carl, Harland (Wisconsin).....	HB	(1)	1956
Carlson, Jules "Zuck" (Oregon St.)..G		(8)	1929
Caroline, JC (Illinois).....	HB	(10)	1956
Carter, Virgil (BYU).....	QB	(4)	1968
Casares, Rick (Florida).....	FB	(10)	1955
Casvey, Tim (Oregon).....	LB	(1)	1969
Castete, Jesse (McNeese State)....HB		(1)	1956
Chamberlin, Guy* (Nebraska).....	E	(2)	1920
Chambers, Wally (E Kentucky).....	DT	(5)	1973
Chapura, Dick (Missouri).....	DT	(3)	1987
Chesley, Al (Pittsburgh).....	LB	(1)	1982
Chesney, Chester "Chet" (DePaul) ..C		(2)	1939
Childs, Clarence (Florida A&M).....	DB	(1)	1968
Cifers, Ed (Tennessee).....	E	(2)	1947
Clark, Daryl (Texas).....	RB	(1)	1987
Clark, Gail (Michigan State).....	LB	(1)	1973
Clark, Greg (Arizona State).....	LB	(1)	1988
Clark, Harry (West Virginia).....	HB	(4)	1940
Clark, Herman* (Oregon State).....	G	(5)	1952
Clark, Phil (Northwestern).....	DB	(1)	1970
Clarkson, Stuart* (Texas A&I).....	G	(7)	1942
Clemens, Craig (Iowa).....	S	(6)	1972
Coady, Rich (Memphis State).....	C/E	(5)	1970
Cobb, Mike (Michigan State).....	TE	(4)	1978
Cody, Ed (Purdue).....	FB	(2)	1949
Coia, Angelo (USC).....	HB	(4)	1960
Cole, Emerson (Toledo).....	FB	(1)	1952
Cole, Linzy (TCU).....	WR	(1)	1970
<b>Coley, James (Clemson).....</b>	<b>TE</b>	<b>(1)</b>	<b>1990</b>
Concannon, Jack (Boston College) QB		(5)	1967
Conkright, Bill* (Oklahoma).....	CB	(2)	1937
Connor, George (Notre Dame).....	T	(8)	1948
Conzelman, Jim* (Washington).....	HB	(1)	1920
Cooke, Ed (Maryland).....	E	(1)	1958

Copeland, Ron* (UCLA).....	WR	(1)	1969
Corbett, George* (Millikin).....	HB	(7)	1932
Cornish, Frank (Grambling).....	DT	(4)	1966
Corzine, Lester (Davis Elkins).....	HB	(1)	1938
Cotton, Craig (Youngstown).....	TE	(1)	1973
<b>Covert, Jim (Pittsburgh).....</b>	<b>T</b>	<b>(8)</b>	<b>1983</b>
Cowan, Les (McMurry).....	T	(1)	1951
<b>Cox, Ron.....</b>	<b>LB</b>	<b>(1)</b>	<b>1990</b>
Crawford, Fred (Duke).....	T	(2)	1934
Crawford, James "Mush" (Illinois)....G		(1)	1925
Croft, Abe* (SMU).....	E	(2)	1944
Croftcheck, Don (Indiana).....	G	(1)	1967
Cross, Bob* (SF Austin State).....	T	(2)	1952
Culver, Alvin (Notre Dame).....	T	(1)	1932
Cunningham, Harold (Ohio State)....E		(1)	1929
Curchin, Jeff (Florida State).....	T	(2)	1970

### — D —

Daffer, Ted (Tennessee).....	E	(1)	1954
Damore, John (Northwestern).....	C	(2)	1957
Daniell, Jim (Ohio State).....	T	(1)	1945
Daniels, Dick (Pacific-Oregon).....	S	(2)	1969
Davis, Art (Alabama State).....	T	(2)	1953
Davis, Fred (Alabama).....	T	(6)	1946
Davis, Harper (Mississippi State)....HB		(1)	1950
Davis, John (Missouri).....	DB	(1)	1970
Davis, Roger (Syracuse).....	G	(4)	1960
<b>Davis, Wendell (LSU).....</b>	<b>WR</b>	<b>(3)</b>	<b>1988</b>
Dean, Fred (Texas Southern).....	G	(1)	1977
DeCorrevont, Bill (Northwestern)....HB		(2)	1948
DeLong, Steve (Tennessee).....	DE	(1)	1972
Deloplain, Jack (Salem).....	RB	(1)	1979
Dempsey, Frank (Florida).....	G	(4)	1950
Denney, Austin (Tennessee).....	E	(3)	1967
<b>Dent, Richard (Tennessee St.).....</b>	<b>DE</b>	<b>(8)</b>	<b>1983</b>
Devlin, Chris (Penn State).....	LB	(1)	1978
Dewveall, Willard (SMU).....	E	(2)	1959
Digris, Bernie (Holy Cross).....	T	(1)	1943
Dimancheff, Boris Babe (Purdue)....HB		(1)	1952
Ditka, Mike (Pittsburgh).....	TE	(6)	1961
Dodd, Al (NW Louisiana).....	DB	(1)	1967
Doehring, John "Bull".....	FB	(6)	1932
Doerger, Jerry (Wisconsin).....	T	(1)	1982
Donchez, Tom (Penn State).....	RB	(1)	1975
Dooley, Jim (Miami U.).....	E	(9)	1952
Dottley, John (Mississippi).....	FB	(3)	1951
Douglas, Merrill (Utah).....	FB	(3)	1958
Douglass, Bobby (Kansas).....	QB	(7)	1969
<b>Douglass, Maurice (Kentucky).....</b>	<b>DB</b>	<b>(5)</b>	<b>1986</b>
Douthitt, Earl (Iowa).....	S	(1)	1975
Dreher, Ferd (Denver).....	E	(1)	1938
Dressen, Charley*.....	QB	(1)	1920
Drews, Ted (Princeton).....	E	(1)	1928
Dreyer, Wally (Wisconsin).....	HB	(1)	1949
Driscoll, Paddy* (Northwestern)....HB		(5)	1926
Drulis, Chuck* (Temple).....	G	(6)	1942
Drury, Lyle (St. Louis).....	E	(2)	1930
Drzewiecki, Ron (Marquette).....	HB	(2)	1955
Duarte, George (N Arizona).....	CB	(1)	1987
Duerson, Dave (Notre Dame).....	S	(6)	1983
Dugger, Jack (Ohio State).....	E	(1)	1949
Dunlap, Bob (Oklahoma).....	QB	(1)	1935
Dunsmore, Pat (Drake).....	TE	(2)	1983
Dyko, Chris (Washington St.).....	T	(1)	1989



— E —

Earl, Robin (Washington) .....	RB-TE	(6)	1977
Ecker, Ed* (John Carroll) .....	T	(1)	1947
Edwards, Cid (Tennessee State) .....	RB	(1)	1975
Ellis, Allan (UCLA) .....	CB	(7)	1973
Elnes, Leland* (Bradley) .....	QB	(1)	1929
Ely, Harold (Iowa)* .....	G	(1)	1932
Ely, Larry (Iowa) .....	LB	(1)	1975
Engelbreten, Paul* (Northwestern) .....	G	(1)	1932
Englund, Harry .....	E	(4)	1920
Erickson, Harold* (Wash. & Jeff.) .....	HB	(1)	1925
Evans, Earl (Harvard) .....	T	(4)	1926
Evans, Fred (Notre Dame) .....	HB	(1)	1948
Evans, Vince (USC) .....	QB	(7)	1977
Evey, Dick (Tennessee) .....	T	(6)	1964

— F —

Fada, Rob (Pittsburgh) .....	G	(2)	1983
Falkenberg, Herb* (Trinity) .....	FB	(1)	1952
Famiglietti, Gary* (Boston U.) .....	FB	(8)	1938
Fanning, Stan (Idaho) .....	T	(3)	1960
Farmer, George (UCLA) .....	WR	(6)	1970
Farrington, John* (Prairie View) .....	E	(4)	1960
Farris, Tom (Wisconsin) .....	QB	(2)	1946
Feathers, Beattie* (Tennessee) .....	HB	(4)	1934
Febel, Fritz* (Purdue) .....	G	(1)	1935
Federovich, John (Davis & Elkins) .....	T	(2)	1941
Feichtinger, Andy* .....	E	(2)	1920
Fencik, Gary (Yale) .....	S	(12)	1976
Fenimore, Bob (Oklahoma A&M) .....	HB	(1)	1947
Ferguson, JB .....	T	(1)	1932
Ferguson, Jim (South Carolina) .....	C/LB	(1)	1969
Fetz, Gus* .....	FB	(1)	1923
Figner, George (Colorado) .....	HB	(1)	1953
Finzer, Dave (DePauw) .....	P	(1)	1984
Fisher, Bob (SMU) .....	TE	(2)	1980
Fisher, Jeff (USC) .....	CB	(4)	1981
Fitzgerald, Greg (Iowa) .....	DT	(1)	1987
Flaherty, Pat* (Princeton) .....	E	(1)	1923
Flanagan, Dick (Ohio State) .....	G	(2)	1948
Flanagan, Latham (Carnegie Tech) .....	E	(1)	1931
Fleckenstein, Bill (Iowa) .....	G	(6)	1925
Floyd, Bobby Jack (TCU) .....	FB	(1)	1953
Flutie, Doug (Boston College) .....	QB	(1)	1986
<b>Fontenot, Jerry (Texas A&amp;M) .....</b>	<b>G</b>	<b>(2)</b>	<b>1989</b>
Ford, Charlie (Houston) .....	CB	(3)	1971
Fordham, Jim* (Georgia) .....	FB	(2)	1944
Forrest, Tom (Cincinnati) .....	G	(1)	1974
Forte, Aldo (Montana) .....	G	(4)	1939
Fortmann, Dan (Colgate) .....	G	(8)	1936
Fortunato, Joe (Mississippi State) .....	LB	(12)	1955
Francis, Sam (Nebraska) .....	FB	(2)	1937
Franklin, Paul* (Franklin) .....	E	(5)	1930
Frazier, Leslie (Alcorn State) .....	CB	(5)	1981
Frederick, Andy (New Mexico) .....	T	(3)	1983
Frump, Milton (Ohio Wesleyan) .....	G	(1)	1930
Fuller, Steve (Clemson) .....	QB	(3)	1984

— G —

Gagnon, Dave (Ferris State) .....	RB	(1)	1974
Gaines, Wentford (Cincinnati) .....	CB	(3)	1978
Gallimore, Willie* (Florida A&M) .....	HB	(7)	1957
Gallagher, Dave (Michigan) .....	DE	(1)	1974
Gallameau, Hugh (Stanford) .....	HB	(5)	1941

Garrett, Carl (New Mexico H'lands) RB	(2)	1973	
Garrett, T. (Oklahoma A&M) .....	C	(2)	1947
Garrett, WD (Mississippi State) .....	T	(1)	1950
Garvey, A. "Hec" (Notre Dame) .....	E	(4)	1922
Garvey, Ed* (Notre Dame) .....	HB	(1)	1925
Gault, Willie (Tennessee) .....	WR	(5)	1983
<b>Gayle, Shaun (Ohio State) .....</b>	<b>S</b>	<b>(7)</b>	<b>1984</b>
Gentry, Curtiss (Maryland State) .....	DB	(3)	1966
<b>Gentry, Dennis (Baylor) .....</b>	<b>WR</b>	<b>(9)</b>	<b>1982</b>
George, Bill* (Wake Forest) .....	G/LB	(14)	1952
Gepford, Sid* (Millikin & Bethany) .....	B	(1)	1920
Gersbach, Carl (West Chester St.) .....	LB	(1)	1975
Geyer, Bill (Colgate) .....	HB	(3)	1942
Gibron, Abe (Purdue) .....	G	(2)	1958
Gilbert, Kline* (Mississippi) .....	G	(5)	1953
Gilliam, John (South Carolina St.) .....	WR	(1)	1977
Glasgow, Brian (N Illinois) .....	TE	(1)	1987
Glenn, Bill (E. Illinois) .....	QB	(2)	1944
Glueck, Larry (Villanova) .....	B	(3)	1963
Goebel, Paul (Michigan) .....	E	(1)	1925
Goodnight, Owen* (Hardin-Sims) .....	QB	(1)	1946
Gordon, Dick (Michigan State) .....	HB	(7)	1965
Gordon, Lou* (Illinois) .....	T	(1)	1938
Gorgal, Ken (Purdue) .....	HB	(2)	1955
Grabowski, Jim (Illinois) .....	RB	(1)	1971
Graham, Conrad (Tennessee) .....	DB	(1)	1973
Grandberry, Ken (Wash. St.) .....	RB	(1)	1974
Grange, Garland "Gardie" (Illinois) .....	E	(3)	1929
Grange, Harold "Red" (Illinois) .....	HB	(8)	1925
Green, Bobby Joe (Florida) .....	P	(12)	1962
<b>Green, Mark (Notre Dame) .....</b>	<b>RB</b>	<b>(2)</b>	<b>1989</b>
Greenwood, Glen* (Iowa) .....	HB	(1)	1924
Grim, Bob (Oregon State) .....	WR	(1)	1975
Grosvenor, George (Colorado) .....	HB	(2)	1935
Grygo, Al* (South Carolina) .....	HB	(2)	1944
Gudauskas, Pete (Murray State) .....	G	(2)	1943
Gulyanics, George* (Ellisville JC) .....	HB	(6)	1947
Gunn, Jimmy (USC) .....	LB	(6)	1970
Gunner, Harry (Oregon State) .....	DE	(1)	1970

— H —

Haddon, Aldous (Wash. & Jeff.) .....	B	(1)	1928
Haines, Kris (Notre Dame) .....	WR	(3)	1979
Halas, George* (Illinois) .....	E	(10)	1920
Hale, Dave (Ottawa) .....	DE	(3)	1969
Haluska, Jim (Wisconsin) .....	HB	(1)	1956
Hamity, Lewis (Chicago) .....	HB	(1)	1941
Hamlin, Gene (Western Michigan) .....	C	(1)	1971
Hammond, Henry (Southwestern) .....	E	(1)	1937
Hampton, Dan (Arkansas) .....	DE	(12)	1979
Hanke, Carl* (Minnesota) .....	G	(1)	1922
Hanny, Frank* (Indiana) .....	E	(5)	1922
Hansen, Clifford (Luther) .....	HB	(1)	1933
Hansen, Wayne* (Texas Western) .....	C	(10)	1950
<b>Harbaugh, Jim (Michigan) .....</b>	<b>QB</b>	<b>(4)</b>	<b>1987</b>
Hardy, Cliff (Michigan State) .....	CB	(1)	1971
Harley, Charles "Chic" (Ohio State) .....	RB	(1)	1921
Harper, LaSalle (Arkansas) .....	LB	(1)	1989
Harper, Roland (Louisiana Tech) .....	RB	(8)	1975
Harris, Al (Arizona State) .....	DE	(9)	1979
Harris, Chuck (West Virginia) .....	T	(1)	1987
Harris, Frank (NC State) .....	RB	(1)	1987
Harris, Richard (Grambling) .....	DE	(2)	1974
Harrison, Jim (Missouri) .....	DE	(4)	1971





Knopp, Oscar* (Illinois) .....	FB	(6)	1923
Knox, Bill (Purdue) .....	DB	(3)	1974
Knox, Ron (UCLA) .....	QB	(1)	1957
Koehler, Robert* (Northwestern) .....	FB	(2)	1920
Kolman, Ed* (Temple) .....	T	(5)	1940
Konovsky, Bob* (Wisconsin) .....	G	(1)	1960
Kopcha, Joe* (Chattanooga) .....	G	(5)	1929
Kortas, Kenneth (Louisville) .....	T	(1)	1969
Kosins, Gary (Dayton) .....	RB	(3)	1972
<b>Kozlowski, Glen (BYU) .....</b>	<b>WR</b>	<b>(4)</b>	<b>1987</b>
Kreamecheck, John (Wm. & Mary) .....	T	(3)	1953
Kreiting, Rich (Illinois) .....	E	(1)	1964
Kreiwald, Doug (West Texas State) .....	G	(2)	1967
Krenk, Mitch (Nebraska) .....	TE	(1)	1984
Krumm, Todd (Michigan State) .....	S	(1)	1988
Kuechenberg, Rudy (Indiana) .....	LB	(3)	1967
Kunz, Lee (Nebraska) .....	LB	(3)	1979
Kurek, Ralph (Wisconsin) .....	FB	(6)	1965

— L —

LaFleur, Joe* (Marquette) .....	FB	(3)	1922
LaForest, W. ....	FB	(1)	1920
Lahar, Harold (Oklahoma) .....	G	(2)	1941
Lamb, Walter (Oklahoma) .....	E	(1)	1946
Landy, Greg (Massachusetts) .....	QB	(1)	1984
Lanum, R. "Jake" (Ill & Millikin) .....	QB	(5)	1920
Larson, Fred* (Notre Dame) .....	C	(1)	1922
Lashar, Tim (Oklahoma) .....	K	(1)	1987
Lasker, Greg (Arkansas) .....	S	(1)	1988
Latta, Greg (Morgan State) .....	TE	(6)	1975
Lawler, Allen (Texas) .....	HB	(1)	1948
Lawson, Roger (W. Michigan) .....	RB	(2)	1972
Layne, Bobby (Texas) .....	QB	(1)	1948
Leahy, Bernie (Notre Dame) .....	HB	(1)	1932
Leclerc, Roger (Trinity) .....	K/LB	(7)	1960
Lee, Buddy (LSU) .....	QB	(1)	1971
Lee, Herman (Florida A&M) .....	T	(9)	1958
Leeuwenburg, Rich (Stanford) .....	T	(1)	1965
Leggett, Earl (LSU) .....	T	(10)	1957
Lemon, Clifford* (Centre) .....	T	(1)	1926
Leonard, James (Colgate) .....	T	(1)	1924
Lesane, James (Virginia) .....	HB	(2)	1952
Lick, Dennis (Wisconsin) .....	T	(6)	1976
Line, Bill (SMU) .....	DT	(1)	1972
Lintzenich, Joseph* (St. Louis) .....	FB	(2)	1930
Lipscomb, Paul* (Tennessee) .....	T	(1)	1954
Lisch, Rusty (Notre Dame) .....	QB	(1)	1984
Livers, Virgil (W. Kentucky) .....	CB	(5)	1975
Livingston, Andy (Phoenix JC) .....	B	(2)	1964
Livingston, Howie (Fullerton JC) .....	DB	(1)	1953
Logan, James (Indiana) .....	G	(2)	1942
Long, Harvey (Detroit) .....	T	(1)	1929
Long, Johnny* (Colgate) .....	QB	(2)	1944
Lowe, Lloyd (North Texas State) .....	HB	(2)	1953
Luckman, Sid (Columbia) .....	QB	(12)	1939
Lujack, Johnny (Notre Dame) .....	QB	(4)	1948
Lusby, Vaughn (Arkansas) .....	CB	(1)	1980
Lyle, Garry (G. Washington) .....	CB	(7)	1968
Lyman, Roy "Link" (Nebraska) .....	T	(9)	1926
Lynch, Lorenzo (Cal St.-Sac.) .....	DB	(3)	1987
Lyon, George (Kansas State) .....	T	(1)	1929

— M —

MacLeod, Robert (Dartmouth) .....	HB	(2)	1939
-----------------------------------	----	-----	------

Macon, Ed (College of Pacific) .....	HB	(2)	1952
MacWherter, Kile* (Bethany) .....	FB	(1)	1920
Magnini, Dante* (St. Mary's) .....	HB	(3)	1942
Mailliard, Ralph (Creighton) .....	T	(1)	1929
Malone, Charles (Texas A&M) .....	E	(1)	1933
Manders, Jack* (Minnesota) .....	HB	(8)	1933
Maness, James (TCU) .....	WR	(1)	1985
<b>Mangum, John (Alabama) .....</b>	<b>CB</b>	<b>(1)</b>	<b>1990</b>
Maniaci, Joe (Fordham) .....	RB	(4)	1938
Manning, Pete (Wake Forest) .....	E	(2)	1960
Manske, Edgar (Northwestern) .....	E	(4)	1937
Marconi, Joe (West Virginia) .....	FB	(5)	1962
Margarita, Bob (Brown) .....	HB	(3)	1944
Margerum, Ken (Stanford) .....	WR	(4)	1981
Marshall, Wilber (Florida) .....	LB	(4)	1984
Martin, Bill (Georgia Tech) .....	E	(2)	1964
Martin, Billy* (Minnesota) .....	HB	(3)	1962
Martin, Dave (Notre Dame) .....	LB	(1)	1969
Martin, Frank (Alabama) .....	HB	(1)	1941
Martinovich, P. (College of Pacific) .....	G	(1)	1940
Maslowski, Matt (San Diego U.) .....	WR	(1)	1972
Mass, Wayne (Clemson) .....	OT	(3)	1968
Masters, Bob* (Baylor) .....	FB	(2)	1943
Masterson, Bernie* (Nebraska) .....	QB	(7)	1934
Masterson, Forest (Iowa) .....	C	(1)	1945
Mastrogary, Gus (Iowa) .....	E	(1)	1931
Matheson, Jack (W. Michigan) .....	E	(1)	1947
Mattson, Riley (Oregon) .....	T	(1)	1965
Matuza, Al (Georgetown) .....	C	(4)	1941
May, Chester* .....	G	(1)	1920
May, Walter O. "Red" .....	G	(1)	1920
Mayes, Rufus (Ohio State) .....	T	(1)	1969
Maznicki, F. (Boston College) .....	HB	(2)	1942
McAfee, George (Duke) .....	HB	(8)	1940
McClendon, Willie (Georgia) .....	RB	(4)	1979
McCull, Bill (Stanford) .....	E	(8)	1952
McCray, Bruce (W. Illinois) .....	CB	(1)	1987
McDonald, Lester* (Nebraska) .....	E	(3)	1937
McElwain, Bill (Northwestern) .....	HB	(1)	1925
McEnulty, Doug (Wichita) .....	FB	(2)	1943
McGee, Tony (Bishop College) .....	DE	(3)	1971
McInerney, Sean (Frostburg State) .....	DT	(1)	1987
McKinnely, Phil (UCLA) .....	T	(1)	1982
McKinney, Bill (West Texas) .....	LB	(1)	1972
McKinnon, Dennis (Florida State) .....	WR	(6)	1983
McLean, Ray* (St. Anselm) .....	HB	(8)	1940
McMahon, Jim (BYU) .....	QB	(7)	1982
<b>McMichael, Steve (Texas) .....</b>	<b>DT</b>	<b>(10)</b>	<b>1981</b>
McMillen, Jim* (Illinois) .....	G	(6)	1924
McMullen, Daniel* (Nebraska) .....	G	(2)	1930
McPherson, Forrest (Nebraska) .....	G	(1)	1935
McRae, Bennie (Michigan) .....	HB	(9)	1962
McRae, Franklin (Tenn. State) .....	DT	(1)	1967
Meadows, Ed* (Duke) .....	E	(3)	1954
Mellekas, John (Arizona) .....	T	(5)	1956
Merkel, Monte (Kansas) .....	G	(2)	1942
Merrill, Mark (Minnesota) .....	LB	(1)	1979
Meyers, Denny* (Iowa) .....	T	(1)	1931
Meyers, Jerry (N. Illinois) .....	DE-DT	(4)	1976
Michaels, Edward* (Villanova) .....	G	(1)	1935
Mihal, Joe* (Purdue) .....	T	(2)	1940
Miller, Charles "Ookie" (Purdue) .....	C	(6)	1932
Miller, Milford (Chadron) .....	T	(1)	1932



Milner, Bill (Duke) .....	G	(3)	1947	Norman, Tim (Illinois) .....	G	(1)	1983
Milton, Eldridge (Clemson) .....	LB	(1)	1987	Norris, Jon (American Int'l.) .....	DE	(1)	1987
Minini, Frank (San Jose State) .....	HB	(3)	1947	Norvell, Jay (Iowa) .....	LB	(1)	1987
Mintum, John F. "Jack" .....	C	(2)	1921	Novoselsky, Brent (Penn) .....	TE	(1)	1988
Mitchell, Charley (Tulsa) .....	HB	(1)	1945	Nowaskey, Bob* (G Washington) .....	E	(3)	1940
Mohardt, John* (Notre Dame) .....	HB	(1)	1925	<b>— O —</b>			
Molesworth, Keith* (Monmouth) .....	HB	(7)	1931	O'Bradovich, Ed (Illinois) .....	E	(10)	1962
Montgomery, Randy (Weber State) .....	CB	(1)	1974	O'Connell, JF* (Penn State) .....	C	(1)	1924
Montgomery, Ross (TCU) .....	FB	(2)	1969	O'Connell, Tom (Illinois) .....	QB	(1)	1953
Mooney, Jim* (Georgetown) .....	E	(1)	1935	O'Quinn, John (Wake Forest) .....	E	(2)	1950
Mooney, Tip* (Abilene Christian) .....	HB	(3)	1944	O'Rourke, Charles (Boston College) .....	QB	(1)	1942
Moore, Albert (Northwestern) .....	QB	(1)	1932	Oech, Verne (Minnesota) .....	G	(1)	1936
Moore, Jerry (Arkansas) .....	S	(2)	1971	Oelerich, John* (St. Ambrose) .....	HB	(1)	1938
Moore, Joe (Missouri) .....	RB	(2)	1971	Ogden, Ray (Alabama) .....	TE	(3)	1969
Moore, McNeil (Sam Houston) .....	HB	(3)	1954	Oliver, Jack (Memphis State) .....	T	(1)	1987
Moore, Rocco (Western Michigan) .....	G	(1)	1980	Ortego, Keith (McNeese State) .....	WR	(3)	1985
Moorehead, Emery (Colorado) .....	TE	(8)	1981	Osborne, Jim (Southern) .....	DT	(13)	1972
Morgan, Mike (Wisconsin) .....	RB	(1)	1978	Osmanski, Bill (Holy Cross) .....	FB	(7)	1939
Morris, Francis (Boston U.) .....	HB	(1)	1942	Osmanski, Joe (Holy Cross) .....	FB	(4)	1946
Morris, Johnny (Santa Barbara) .....	FL	(10)	1958	<b>— P —</b>			
Morris, Jon (Holy Cross) .....	C	(1)	1978	Pagac, Fred (Ohio State) .....	TE	(1)	1974
Morris, Larry (Georgia Tech) .....	LB	(7)	1959	Page, Alan (Notre Dame) .....	DT	(4)	1978
Morris, Ray (UTEP) .....	LB	(1)	1987	Parsons, Bob (Penn State) .....	P-TE	(11)	1972
<b>Morris, Ron (SMU) .....</b>	<b>WR</b>	<b>(4)</b>	<b>1987</b>	Patterson, Billy (Baylor) .....	QB	(1)	1939
Morrison, Fred (Ohio State) .....	FB	(4)	1950	<b>Paul, Markus (Syracuse) .....</b>	<b>S</b>	<b>(2)</b>	<b>1989</b>
<b>Morrissey, Jim (Michigan State) ..</b>	<b>LB</b>	<b>(6)</b>	<b>1985</b>	Pauley, Frank Don (Wash. & Jeff.) .....	T	(1)	1930
Morton, John (Missouri) .....	HB	(1)	1945	Payton, Sean (E Illinois) .....	QB	(1)	1987
Moser, Robert* (Pacific) .....	C	(3)	1951	Payton, Walter (Jackson State) .....	RB	(13)	1975
Mosley, Anthony (Fresno State) .....	RB	(1)	1957	Pearce, W. "Pard" (Penn.) .....	QB	(3)	1920
Mosley, Henry (Morris Brown) .....	HB	(1)	1955	Pearson, Madison* (Kansas) .....	C	(6)	1929
Mucha, Charles (Washington) .....	G	(1)	1935	Pederson, Jim (Augsburg) .....	HB	(1)	1932
Mucha, Rudy (Washington) .....	G	(2)	1945	Peliffer, Dan (SE Missouri State) .....	C	(3)	1975
Muckenstrum, Jerry (Arkansas St.) .....	LB	(7)	1976	Percival, Mac (Texas Tech) .....	K	(7)	1967
Mudd, Howard (Hillsdale) .....	G	(2)	1969	Perez, Peter (Illinois) .....	G	(1)	1945
Mullen, Verne* (Illinois) .....	E	(3)	1923	Perina, Bob (Princeton) .....	HB	(2)	1949
Mullins, Don R. (Houston) .....	HB	(2)	1961	Perini, Pete (Ohio State) .....	FB	(2)	1954
Mullins, Noah (Kentucky) .....	HB	(4)	1946	Perrins, Don (Plattesville) .....	FB	(2)	1945
Mundee, Fred (Notre Dame) .....	C	(3)	1943	Perrin, Lonnie (Illinois) .....	RB	(1)	1979
Murray, Richard* (Marquette) .....	T	(1)	1924	<b>Perry, William (Clemson) .....</b>	<b>DT</b>	<b>(6)</b>	<b>1985</b>
Murry, Don* (Wisconsin) .....	T	(8)	1924	Petitbon, Richie (Tulane) .....	HB	(10)	1959
Musso, George (Millikin) .....	G	(12)	1933	Petty, John* (Purdue) .....	FB	(1)	1942
Musso, Johnny (Alabama) .....	RB	(3)	1975	Petty, Ross* (Illinois) .....	G	(1)	1920
<b>Muster, Brad (Stanford) .....</b>	<b>FB</b>	<b>(3)</b>	<b>1988</b>	Phillips, Loyd (Arkansas) .....	DE	(3)	1967
<b>— N —</b>				Phillips, Reggie (SMU) .....	CB	(3)	1985
Nagurski, Bronko* (Minnesota) .....	FB	(9)	1930	Phipps, Mike (Purdue) .....	QB	(5)	1977
Neacy, Clement* (Colgate) .....	E	(1)	1927	Piccolo, Brian* (Wake Forest) .....	RB	(4)	1966
Neal, Dan (Kentucky) .....	C	(9)	1975	Pickens, Bob (Nebraska) .....	T	(2)	1967
Neal, Ed (LSU) .....	G	(1)	1951	Pickering, Clay (Maine) .....	WR	(1)	1986
Neck, Tommy (LSU) .....	HB	(2)	1962	Pifferini, Bob (UCLA) .....	LB	(4)	1972
Negus, Fred (Wisconsin) .....	C	(1)	1950	Pinder, Cyril (Illinois) .....	RB	(2)	1971
Neidert, John (Louisville) .....	LB	(1)	1970	Plank, Doug (Ohio State) .....	S	(8)	1975
Nelson, Everett (Illinois) .....	T	(1)	1929	Plasman, Dick* (Vanderbilt) .....	E	(6)	1937
Nesbitt, Dick* (Drake) .....	HB	(4)	1930	Podmajersky, Paul (Illinois) .....	G	(1)	1944
Newsome, Billy (Grambling) .....	DE	(1)	1927	Polisky, John* (Notre Dame) .....	G	(1)	1929
Newton, Bob (Nebraska) .....	G	(5)	1971	Pollock, Bill (Penn. Military Acad.) ..	HB	(2)	1935
Nicka, Ed (Maryland) .....	G	(1)	1959	Pool, Hampton (Stanford) .....	E	(4)	1940
Nielsen, Hans (Michigan State) .....	K	(1)	1981	Potter, Kevin (Missouri) .....	S	(2)	1983
Nix, Kent (TCU) .....	QB	(2)	1970	Preston, Pat (Wake Forest) .....	G	(4)	1946
Nolting, Ray (Cincinnati) .....	HB	(8)	1936	Price, Terry (Texas A & M) .....	DT	(1)	1990
Norberg, Hank (Stanford) .....	E	(1)	1948	Pride, Dan (Jackson State) .....	LB	(2)	1968
Nordquist, Mark (Pacific) .....	G-C	(2)	1975	Proctor, Rex (Rice) .....	HB	(1)	1953
Nori, Reino* (DeKalb) .....	HB	(1)	1938	<b>Pruitt, Mickey (Colorado) .....</b>	<b>LB</b>	<b>(3)</b>	<b>1988</b>
Norman, Dick (Stanford) .....	QB	(2)	1961				

Purnell, James (Wisconsin) ..... LB (5) 1964  
 Pyle, Mike (Yale) ..... C (9) 1961

— R —

Rabold, Mike\* (Indiana) ..... G (3) 1964  
 Rains, Dan (Cincinnati) ..... LB (4) 1982  
 Rakestraw, Larry (Georgia) ..... QB (4) 1964  
 Ramsey, Frank (Oregon State) ..... G (1) 1945  
 RATHER, BO (Michigan) ..... WR (5) 1974  
 Reader, Russ (Michigan State) ..... HB (1) 1947  
 Reese, Lloyd\* (Tennessee) ..... FB (1) 1946  
 Reilly, Mike (Iowa) ..... LB (5) 1964  
 Rentie, Caesar (Oklahoma) ..... T (1) 1988  
 Rentner, Ernest Pug\* (N.western) ..... HB (2) 1936  
 Reppond, Mike (Arkansas) ..... WR (1) 1973  
 Reynolds, Tom (San Diego State) ..... WR (1) 1973  
 Rice, Andy (Texas Southern) ..... DT (2) 1972  
 Richards, Golden (Hawaii) ..... WR (2) 1978  
 Richards, Ray (Nebraska) ..... T (4) 1933  
 Richardson, Mike (Arizona State) ..... CB (6) 1983  
 Richman, Harry\* (Illinois) ..... G (1) 1929  
**Rivera, Ron (California) ..... LB (7) 1984**  
 Rivera, Steve (California) ..... WR (1) 1977  
 Rivers, Garland (Michigan) ..... DB (1) 1987  
 Rives, Don (Texas Tech) ..... LB (6) 1973  
 Roberts, Tom\* (DePaul) ..... G (2) 1943  
 Roberts, Willie (Houston) ..... CB (1) 1973  
 Rodenhauer, Mark (Illinois State) ..... C (1) 1987  
 Roder, Mirro ..... K (2) 1973  
 Roehlk, Jon (Iowa) ..... G (1) 1987  
 Roehneit, William\* (Bradley) ..... G (2) 1958  
 Roger, Mel (Florida A&M) ..... LB (1) 1977  
 Roggeman, Tom (Purdue) ..... G (2) 1956  
 Romanik, Steve (Villanova) ..... QB (4) 1950  
 Romney, Milton\* (Chicago) ..... QB (5) 1925  
 Ronzani, Gene\* (Marquette) ..... QB (8) 1933  
**Roper, John (Texas A&M) ..... LB (2) 1989**  
 Rosequist, Ted\* (Ohio State) ..... T (3) 1934  
 Rothschild, Doug (Wheaton) ..... LB (1) 1987  
**Rouse, James (Arkansas) ..... RB (1) 1990**  
 Roveto, John (SW Louisiana) ..... K (2) 1981  
 Rowden, Larry (Houston) ..... LB (1) 1971  
 Rowell, Eugene (Dubuque) ..... DT (1) 1987  
 Rowland, Brad (McMurry) ..... HB (1) 1951  
 Rowland, Justin (TCU) ..... HB (1) 1960  
 Rubens, Larry (Montana State) ..... C (1) 1986  
 Rupp, Nelson\* (Dennison) ..... QB (1) 1921  
 Russell, Reginald (Northwestern) ..... E (1) 1928  
 Ryan, John (Detroit) ..... T (1) 1929  
 Ryan, Rocky (Illinois) ..... E (1) 1958  
**Ryan, Tim (USC) ..... DT (1) 1990**  
 Rydalch, Ron (Utah) ..... DT (6) 1975  
 Ryzewski, Frank\* (Notre Dame) ..... C (1) 1923  
 Rykovich, Julie\* (Illinois) ..... HB (3) 1949

— S —

Sacrinty, Nick (Wake Forest) ..... QB (1) 1947  
 Saldi, Jay (South Carolina) ..... TE (2) 1983  
 Sanders, Glenell (Louisiana Tech) ..... LB (1) 1990  
 Sanders, Thomas (Texas A&M) ..... RB (5) 1985  
 Sanderson, Reggie (Stanford) ..... RB (1) 1973  
 Savoldi, Joe\* (Notre Dame) ..... FB (1) 1930  
 Sayers, Gale (Kansas) ..... HB (7) 1965  
 Schiechl, John\* (Santa Clara) ..... C (2) 1945

Schmidt, Terry (Ball State) ..... S (9) 1976  
 Schreiber, Larry (Tenn. Tech) ..... RB (1) 1976  
 Schroeder, Gene (Virginia) ..... E (6) 1951  
 Schubert, Steve (U Mass.) ..... WR (5) 1975  
 Schuette, Paul\* (Wisconsin) ..... G (3) 1930  
 Schweda, Brian (Kansas) ..... DE (1) 1966  
 Schweidler, Dick (St. Louis) ..... HB (3) 1938  
 Scott, James (Henderson JC) ..... WR (7) 1976  
 Scott, Ralph\* (Wisconsin) ..... T (5) 1921  
 Seals, George (Missouri) ..... G (7) 1965  
 Seiberling, Gerald (Drake) ..... FB (1) 1932  
 Senn, Bill\* (Knox) ..... HB (6) 1926  
 Serini, Washington (Kentucky) ..... G (4) 1948  
 Sevy, Jeff (California) ..... T-DE (4) 1975  
 Seymour, Jim (Notre Dame) ..... WR (3) 1970  
 Shank, JL ..... HB (1) 1920  
 Shanklin, Ron (N. Texas State) ..... WR (2) 1975  
 Shannon, John (Kentucky) ..... DT (2) 1988  
 Shaw, Glenn (Kentucky) ..... HB (1) 1960  
 Shearer, Brad (Texas) ..... DT (3) 1978  
 Shellog, Alec\* (Notre Dame) ..... T (1) 1939  
 Sherman, Saul (Chicago) ..... QB (2) 1939  
 Shipkey, Jerry (UCLA) ..... FB (1) 1953  
 Shoemaker, Hub (Illinois) ..... G (2) 1920  
 Shy, Don (San Diego State) ..... RB (3) 1970  
 Siegal, John (Columbia) ..... E (5) 1939  
 Sigillo, Dom\* (Xavier) ..... T (2) 1943  
 Sigmund, Arthur W. ..... G (1) 1923  
 Simmons, David (North Carolina) ..... LB (1) 1983  
 Simmons, J. (Bethune-Cookman) ..... WR (1) 1969  
**Singletary, Mike (Baylor) ..... LB (10) 1981**  
 Sisk, John\* (Marquette) ..... HB (5) 1932  
 Sisk, Jr., John (Miami) ..... B (1) 1964  
 Skibinski, John (Purdue) ..... RB (4) 1978  
 Smeja, Rudy (Michigan) ..... E (2) 1944  
 Smith, Clarence (Georgia) ..... E (1) 1942  
 Smith, Eugene (Georgia Tech) ..... G (1) 1930  
 Smith, H. Allen\* (Mississippi) ..... E (2) 1947  
 Smith, JD (N Carolina A&T) ..... FB (1) 1956  
 Smith, James (Compton JC) ..... HB (1) 1961  
**Smith, Quintin (Kansas) ..... WR (1) 1990**  
 Smith, Ray Gene (Midwestern) ..... HB (4) 1954  
 Smith, Ron (Wisconsin) ..... S (4) 1965  
 Smith, Russell\* (Illinois) ..... T (3) 1921  
 Smith, Sean (Grambling) ..... DT (2) 1987  
 Snyder, Bob (Ohio U.) ..... QB (5) 1939  
 Sorey, Revie (Illinois) ..... G (8) 1975  
 Spivey, Mike (Colorado) ..... CB (3) 1977  
 Sprinkle, Ed (Hardin-Simmons) ..... E (12) 1944  
 Stachowicz, Ray (Michigan State) ..... P (1) 1983  
 Stahlman, Dick\* (DePaul) ..... T (1) 1933  
 Staley, Bill (Utah State) ..... DT (2) 1970  
 Standlee, Norm\* (Stanford) ..... FB (1) 1941  
 Stauberg, Gerald (Cincinnati) ..... G (1) 1951  
 Steinbach, Larry\* (St. Thomas) ..... G (2) 1930  
 Steinkemper, Bill\* (Notre Dame) ..... T (2) 1942  
 Stenn, Paul (Villanova) ..... G (4) 1948  
 Sternaman, Edward\* (Illinois) ..... HB (11) 1920  
 Sternaman, Joe (Illinois) ..... HB (8) 1922  
 Steuber, Bob (Missouri) ..... HB (2) 1942  
 Stickle, Walt\* (Penn) ..... T (4) 1946  
 Stillwell, Roger (Stanford) ..... DE-DT (3) 1975  
 Stinchcomb, Pete\* (Ohio State) ..... QB (2) 1921



<b>Stinson, Lemuel (Texas Tech) .....</b>	<b>CB</b>	<b>(3)</b>	<b>1988</b>
Stoepel, Terry (Tulsa) .....	G	(1)	1967
Stoffa, Anton* (Luther) .....	HB	(1)	1939
Stone, Billy (Bradley) .....	HB	(4)	1951
Stoops, Mike (Iowa) .....	DB	(1)	1987
Streeter, George (Notre Dame) .....	DS	(1)	1989
Strickland, Larry* (North Texas) .....	C	(6)	1954
Sturtridge, Dick (DePaul) .....	HB	(2)	1928
Stydahar, Joe* (West Virginia) .....	T	(9)	1936
Suhey, Matt (Penn State) .....	RB	(10)	1980
Sullivan, Frank* (Loyola, NO) .....	C	(5)	1935
Sumner, Charles (Wm & Mary) .....	HB	(4)	1955
Sweeney, Jake (Cincinnati) .....	T	(1)	1944
Swisher, Bob* (Northwestern) .....	HB	(5)	1938
Szymanski, Frank (Notre Dame) .....	C	(1)	1949

**— T —**

Tabor, Paul (Oklahoma) .....	C	(1)	1980
Tackwell, CO* (Kansas State) .....	E	(3)	1931
Taft, Merrill* (Wisconsin) .....	FB	(1)	1924
<b>Tate, David (Colorado) .....</b>	<b>S</b>	<b>(3)</b>	<b>1988</b>
Tate, Lars (Georgia) .....	RB	(1)	1990
Taylor, Brian (Oregon State) .....	RB	(1)	1989
Taylor, Clifton (Memphis State) .....	RB	(1)	1974
Taylor, Joe (N. Carolina A&T) .....	DB	(8)	1967
Taylor, JR "Taz" (Ohio State) .....	G	(2)	1921
Taylor, Ken (Oregon St.) .....	CB	(1)	1985
Taylor, Lionel (NM Highland Univ.) .....	E	(1)	1959
Taylor, Roosevelt (Grambling) .....	DB	(8)	1961
<b>Thayer, Tom (Notre Dame) .....</b>	<b>G</b>	<b>(6)</b>	<b>1985</b>
Thomas, Bob (Notre Dame) .....	K	(10)	1975
Thomas, Calvin (Illinois) .....	FB	(6)	1982
Thomas, Earl (Houston) .....	WR	(3)	1971
Thompson, Russ (Nebraska) .....	T	(4)	1936
<b>Thornton, James (Cal St.-F ton) .....</b>	<b>TE</b>	<b>(3)</b>	<b>1988</b>
Thrift, Cliff (E Central Oklahoma) .....	LB	(1)	1985
Thrower, Willie (Michigan State) .....	QB	(1)	1953
Tom, Mel (San Jose State) .....	DE	(3)	1973
Tomczak, Mike (Ohio State) .....	QB	(6)	1985
Torrance, Jack* (LSU) .....	T	(2)	1939
Trafton, George* (Notre Dame) .....	C	(13)	1920
Trimble, Steve (Maryland) .....	DB	(1)	1987
Trost, Milt (Marquette) .....	T	(5)	1935
Tucker, Bill (Tennessee State) .....	RB	(1)	1971
Turner, Cecil (California Poly) .....	FL	(6)	1968
Turner, Clyde (Hardin-Simmons) .....	C	(13)	1940

**— U —**

Ulmer, Mike (Doane) .....	CB	(1)	1980
Usher, Lou* (Syracuse) .....	T	(1)	1920

**— V —**

Vector, Ted (Nebraska) .....	CB	(1)	1975
Vallez, Emilio (New Mexico) .....	TE	(2)	1968
<b>Van Horne, Keith (USC) .....</b>	<b>T</b>	<b>(10)</b>	<b>1981</b>
Van Valkenburg, Pete (BYU) .....	RB	(1)	1974
Veach, Walter* .....	HB	(1)	1920
Venturelli, Fred* .....	T	(1)	1948
Vick, Ernie* (Michigan) .....	C	(3)	1925
Vick, Richard (Wash. & Jeff.) .....	QB	(1)	1925
Vodicka, Joe (Lewis Institute) .....	HB	(3)	1943
Voss, Walter "Tillie" (Detroit) .....	E	(2)	1927
Vucinich, Milt (Stanford) .....	G	(1)	1945

**— W —**

<b>Waddle, Tom (Boston College) ...</b>	<b>WR</b>	<b>(2)</b>	<b>1989</b>
Wade, Charles (Tennessee St.) ...	WR	(1)	1974
Wade, William (Vanderbilt) .....	QB	(6)	1961
Waechter, Henry (Nebraska) .....	DE	(4)	1982
Wager, Clinton (St. Mary's) .....	E	(2)	1942
Wagner, Bryan (Cal St.-Northridge) ...	P	(2)	1987
Wallace, Bob (UTEP) .....	E	(5)	1968
Wallace, John (Notre Dame) .....	E	(1)	1928
Wallace, Stan (Illinois) .....	HB	(4)	1954
Walquist, Laurie* (Illinois) .....	QB	(10)	1922
Walterscheid, Len (S Utah) .....	S	(6)	1977
Ward, John (Oklahoma State) .....	C-G	(1)	1976
Washington, Fred* (TCU) .....	DT	(1)	1990
Washington, Harry (Colorado St.) ..	WR	(1)	1979
Watkins, Bobby (Ohio State) .....	HB	(3)	1955
Watts, Rickey (Tulsa) .....	WR	(5)	1979
Weatherly, Gerald (Rice) .....	C	(3)	1950
Wetoska, Bob (Notre Dame) .....	T	(10)	1960
Wetzel, Damon (Ohio State) .....	HB	(1)	1935
Wheeler, Ted (W Texas State) .....	G	(1)	1970
Wheeler, Wayne (Alabama) .....	WR	(1)	1974
White, Lawrence (Dana) .....	WR	(1)	1987
White, Roy (Valparaiso) .....	FB	(5)	1923
White, Wilford (Arizona State) .....	HB	(2)	1951
Whitman, SJ (Tulsa) .....	HB	(2)	1983
Whitsell, Dave (Indiana) .....	DB	(6)	1961
Whittenton, Jesse (West Texas) .....	HB	(1)	1958
Wightkin, Bill (Notre Dame) .....	DE	(8)	1950
Williams, Bob* (Notre Dame) .....	QB	(3)	1951
Williams, Brooks (N Carolina) .....	TE	(2)	1981
Williams, Broughton (Florida) .....	T	(1)	1947
Williams, Dave (Colorado) .....	RB	(3)	1979
Williams, Fred (Arkansas) .....	T	(12)	1952
Williams, Jeff (Rhode Island) .....	G	(1)	1982
Williams, Oliver (Illinois) .....	WR	(1)	1983
Williams, Perry (Purdue) .....	RB	(1)	1974
Williams, Walt (New Mexico State) ..	CB	(2)	1982
<b>Willis, Peter Tom (Florida State) ..</b>	<b>QB</b>	<b>(1)</b>	<b>1990</b>
Wilson, George* (Northwestern) .....	E	(11)	1937
Wilson, Nemiah (Grambling) .....	CB	(1)	1975
Wilson, Otis (Louisville) .....	LB	(8)	1980
<b>Wojciechowski, John (Mich. St.) .....</b>	<b>T</b>	<b>(4)</b>	<b>1987</b>
Wolden, Allan (Bemidji State) .....	RB	(1)	1987
Woods, Tony (Oklahoma) .....	DT	(1)	1989
<b>Woolford, Donnell (Clemson) .....</b>	<b>CB</b>	<b>(2)</b>	<b>1989</b>
Wright, Steve (Alabama) .....	T	(1)	1971
Wrightman, Tim (UCLA) .....	TE	(2)	1985
Wynne, Elmer* (Notre Dame) .....	FB	(1)	1928

**— Y —**

Youmans, Maury (Syracuse) .....	T	(4)	1960
Young, Adrian (USC) .....	LB	(1)	1973
Young, Randolph* (Milliken) .....	T	(1)	1920
Youngblood, George (LSU) .....	S	(1)	1969
Yourist, Abe .....	E	(1)	1923

**— Z —**

Zanders, Emanuel (Jackson State) ...	G	(1)	1981
Zarnas, Gust (Ohio State) .....	G	(1)	1938
Zawatson, Dave (California) .....	T	(1)	1989
Zeller, Joe (Indiana) .....	G	(1)	1938
Zizak, Vince* (Villanova) .....	G	(1)	1934
Zorich, George* (Northwestern) .....	G	(3)	1944
Zucco, Vic (Michigan State) .....	HB	(3)	1957





# RECENT PRE-SEASON RESULTS

<b>1990 — 4-1</b>				<b>1980 — 1-3</b>			
A 4	Cleveland Browns	(CN)	13 0	A 10	New York Jets	(NJ)	21 9
A 11	Miami Dolphins	(S)	10 6	A 16	Cincinnati Bengals	(CI)	3 21
A 18	Phoenix Cardinals	(TM)	17 9	A 23	Cleveland Browns	(S)	31 33
A 24	Los Angeles Raiders	(S)	3 20	A 30	St. Louis Cardinals	(S)	13 21
A 30	Buffalo Bills	(SC)	35 7				
<b>1989 — 2-2</b>				<b>1979 — 3-1</b>			
A 14	Miami Dolphins	(JR)	28 20	A 4	New York Jets	(S)	27 14
A 19	San Diego Chargers	(S)	7 24	A 11	New Orleans Saints	(NO)	13 6
A 27	Kansas City Chiefs	(S)	17 22	A 18	Cincinnati Bengals	(S)	17 13
S 2	Los Angeles Raiders	(LA)	41 38	A 25	St. Louis Cardinals	(SL)	7 10
<b>1988 — 1-3</b>				<b>1978 — 0-4</b>			
A 6	Miami Dolphins	(S)	20 17	A 5	Oakland Raiders	(S)	13 14
A 14	Minnesota Vikings	(SW)	21 28	A 12	St. Louis Cardinals	(S)	14 26
A 22	Dallas Cowboys	(DA)	9 17	A 19	Cincinnati Bengals	(CI)	3 27
A 26	Los Angeles Raiders	(S)	22 37	A 24	Seattle Seahawks	(SE)	7 16
<b>1987 — 3-1</b>				<b>1977 — 3-4</b>			
A 16	Miami Dolphins	(JR)	10 3	J 30	New York Jets	(CN)	20 6
A 22	Pittsburgh Steelers	(S)	50 14	A 6	New Orleans Saints	(S)	14 20
A 31	St. Louis Cardinals	(S)	16 20	A 13	Oakland Raiders	(O)	20 13
S 5	Los Angeles Raiders	(LA)	20 17	A 20	Houston Oilers	(H)	14 10
<b>1986 — 4-1</b>				<b>1976 — 5-1</b>			
A 3	Dallas Cowboys	(LN)	17 6	J 31	Denver Broncos	(DN)	15 14
A 9	Pittsburgh Steelers	(TR)	33 13	A 7	Seattle Seahawks	(SP)	27 16
A 16	Indianapolis Colts	(S)	38 21	A 14	Baltimore Colts	(S)	25 14
A 23	St. Louis Cardinals	(S)	7 14	A 21	St. Louis Cardinals	(S)	14 20
A 30	Buffalo Bills	(ND)	31 17	A 28	Tampa Bay Bucs	(TB)	10 7
<b>1985 — 1-3</b>				<b>1975 — 2-4</b>			
A 9	St. Louis Cardinals	(SL)	3 10	A 9	San Diego Chargers	(SD)	22 0
A 17	Indianapolis Colts	(S)	13 24	A 16	Green Bay Packers	(ML)	9 13
A 26	Dallas Cowboys	(DA)	13 15	A 23	St. Louis Cardinals	(IL)	14 13
A 31	Buffalo Bills	(S)	45 14	A 30	Denver Broncos	(S)	0 13
<b>1984 — 1-3</b>				<b>1974 — 1-5</b>			
A 4	St. Louis Cardinals	(S)	10 19	S 6	Miami Dolphins	(MI)	10 21
A 11	Green Bay Packers	(ML)	10 17	S 13	Houston Oilers	(S)	13 24
A 18	Cincinnati Bengals	(S)	17 25				
A 26	Buffalo Bills	(I)	38 7	<b>1973 — 3-1</b>			
<b>1983 — 3-1</b>				<b>1972 — 3-1</b>			
A 6	Buffalo Bills	(S)	27 17	A 6	Buffalo Bills	(S)	27 17
A 13	St. Louis Cardinals	(SL)	24 27	A 13	St. Louis Cardinals	(SL)	24 27
A 20	Los Angeles Raiders	(LA)	27 21	A 20	Los Angeles Raiders	(LA)	27 21
A 27	Kansas City Chiefs	(S)	20 17	A 27	Kansas City Chiefs	(S)	20 17
<b>1982 — 1-3</b>				<b>1971 — 3-1</b>			
A 16	San Diego Chargers	(SD)	27 28	A 16	San Diego Chargers	(SD)	27 28
A 21	Buffalo Bills	(BF)	21 14	A 21	Buffalo Bills	(BF)	21 14
A 28	St. Louis Cardinals	(S)	3 10	A 28	St. Louis Cardinals	(S)	3 10
S 4	Baltimore Colts	(S)	17 26	S 4	Baltimore Colts	(S)	17 26
<b>1981 — 2-2</b>				<b>1970 — 3-1</b>			
A 8	New York Giants	(S)	7 23	A 8	New York Giants	(S)	7 23
A 15	Kansas City Chiefs	(KC)	0 13	A 15	Kansas City Chiefs	(KC)	0 13
A 22	Cincinnati Bengals	(S)	24 21	A 22	Cincinnati Bengals	(S)	24 21
A 29	St. Louis Cardinals	(SL)	31 27	A 29	St. Louis Cardinals	(SL)	31 27

See page 200 for stadium codes.



# BEARS ALL-TIME RESULTS

## 1920 (10-1-2, .909)

George S. Halas,		Bears	Opp
<b>Ed Sternaman — Coaches</b>			
O 3	Moline Indians	W	20 0
O 10	Kewanee	W	25 7
O 17	@ Rock Island Indep.	W	7 0
O 24	@ Chicago Tigers	W	10 0
O 31	@ Rockford	W	29 0
N 7	@ Rock Island Indep.	T	0 0
N 11	@ Champaign	W	20 0
N 14	@ Minneapolis Marines	W	3 0
N 21	Hammond Pros.	W	28 7
N 25	@ Chicago Tigers	W	6 0
N 28	@ Chicago Cardinals	L	6 7
D 5	@ Chicago Cardinals	W	10 0
D 12	Akron Indians	T	0 0
		164	21

## 1921 (10-1-1, .909)

George S. Halas,		Bears	Opp
<b>Ed Sternaman — Coaches</b>			
O 2	Waukegan	W	35 0
O 10	@ Rock Island Indep.	W	14 10
O 16	Rochester Jeffersons	W	16 13
O 23	Dayton Triangles	W	7 0
N 6	Detroit Tigers	W	20 9
N 13	@ Rock Island Indep.	W	3 0
N 20	Cleveland Indians	W	22 7
N 24	Buffalo All-Americans	L	6 7
N 27	Green Bay Packers	W	20 0
D 4	Buffalo All-Americans	W	10 7
D 11	Canton Bulldogs	W	10 0
D 18	Chicago Cardinals	T	0 0
		163	53

## 1922 (9-3, .750)

George S. Halas,		Bears	Opp
<b>Ed Sternaman — Coaches</b>			
O 1	Racine Legion	W	6 0
O 8	@ Rock Island Indep.	W	10 6
O 15	Rochester Jeffersons	W	7 0
O 22	Buffalo All-Americans	W	7 0
O 29	Canton Bulldogs	L	6 7
N 5	Dayton Triangles	W	9 0
N 12	Orange Indians	W	33 6
N 19	@ Rock Island Indep.	W	3 0
N 26	Akron Pros	W	20 10
N 30	@ Chicago Cardinals	L	0 6
D 3	Toledo Maroons	W	22 0
D 10	@ Chicago Cardinals	L	0 9
		123	44

## 1923 (9-2-1, .818)

George S. Halas,		Bears	Opp
<b>Ed Sternaman — Coaches</b>			
S 30	@ Rock Island Indep.	L	0 3
O 7	@ Racine Legion	W	3 0
O 14	@ Green Bay Packers	W	3 0
O 21	Canton Bulldogs	L	0 6
O 28	Buffalo All-Americans	W	18 3
N 4	Orange Indians	W	26 0
N 11	Akron Pros	W	20 6
N 18	@ Rock Island Indep.	W	7 3
N 25	Hammond Pros	W	14 7
N 29	Chicago Cardinals	W	3 0
D 9	@ Rock Island Indep.	W	29 7
D 16	Milwaukee Badgers	T	7 7
		130	42

## 1924 (6-1-4, .857)

George S. Halas,		Bears	Opp
<b>Ed Sternaman — Coaches</b>			
S 28	@ Rock Island Indep.	T	0 0
O 5	@ Cleveland Bulldogs	L	14 16
O 12	Racine Legion	T	10 10
O 19	Chicago Cardinals	W	6 0
O 26	Frankford Yel'jackets	W	33 3
N 2	@ Rock Island Indep.	T	3 3
N 9	Columbus Tigers	W	12 6
N 16	Racine Legion	T	3 3
N 23	Green Bay Packers	W	3 0
N 27	@ Chicago Cardinals	W	21 0
N 30	Milwaukee Badgers	W	31 14
		136	55

## 1925 (9-5-3, .643)

George S. Halas,		Bears	Opp
<b>Ed Sternaman — Coaches</b>			
S 20	@ Rock Island Indep.	T	0 0
S 27	@ Green Bay Packers	L	10 14
O 4	Detroit Panthers	T	0 0
O 11	Hammond Pros	W	28 7
O 18	Cleveland Bulldogs	W	7 0
O 25	@ Chicago Cardinals	L	0 9
N 1	@ Rock Island Indep.	W	6 0
N 8	Frankford Yel'jackets	W	19 0
N 15	Detroit Panthers	W	14 0
N 22	Green Bay Packers	W	21 0
N 26	Chicago Cardinals	T	0 0
N 29	Columbus Tigers	W	14 13
D 5	@ Frankford Yel'jackets	W	14 7
D 6	@ New York Giants	W	19 7
D 9	@ Providence Ste. Rol.	L	6 9
D 12	@ Detroit Panthers	L	0 21
D 13	New York Giants	L	0 9
		158	96

## 1926 (12-1-3, .923)

George S. Halas,		Bears	Opp
<b>Ed Sternaman — Coaches</b>			
S 19	@ Milwaukee Badgers	W	10 7
S 26	@ Green Bay Packers	T	6 6
O 3	@ Detroit Panthers	W	10 7
O 10	New York Giants	W	7 0
O 17	Chicago Cardinals	W	16 0
O 24	Duluth Eskimos	W	24 6
O 31	Akron Indians	W	17 0
N 7	Louisville Colonels	W	34 0
N 11	@ Chicago Cardinals	W	10 0
N 13	Milwaukee Badgers	W	10 7
N 21	Green Bay Packers	W	19 13
N 25	Chicago Cardinals	T	0 0
N 28	Canton Bulldogs	W	35 0
D 3	@ Frankford Yel'jackets	L	6 7
D 12	Pottsville Maroons	W	9 7
D 19	Green Bay Packers	T	3 3
		216	63

## 1927 (9-3-2, .750)

George S. Halas,		Bears	Opp
<b>Ed Sternaman — Coaches</b>			
S 25	@ Chicago Cardinals	W	9 0
O 2	@ Green Bay Packers	W	7 6
O 16	New York Yankees	W	12 0
O 23	Cleveland Bulldogs	W	14 12
O 30	Dayton Triangles	W	14 6
N 6	Providence Ste. Rol.	T	0 0
N 8	@ New York Yankees	L	6 26
N 13	Pottsville Maroons	W	30 12
N 20	Green Bay Packers	W	14 6
N 24	Chicago Cardinals	L	0 3
N 27	@ New York Giants	L	7 13
D 3	@ Frankford Yel'jackets	T	0 3
D 4	Frankford Yel'jackets	W	9 0
D 11	Duluth Eskimos	W	27 0
		149	84

## 1928 (7-5-1, .636)

George S. Halas,		Bears	Opp
<b>Ed Sternaman — Coaches</b>			
S 23	@ Chicago Cardinals	W	15 0
S 30	@ Green Bay Packers	T	12 12
O 14	New York Giants	W	13 0
O 21	Green Bay Packers	L	6 16
O 28	Detroit Wolverines	L	0 6
N 4	New York Yankees	W	27 0
N 11	Dayton Triangles	W	27 0
N 18	Pottsville Maroons	W	13 6
N 25	Detroit Wolverines	L	7 14
N 29	Chicago Cardinals	W	34 0
D 2	Frankford Yel'jackets	W	28 6
D 9	Green Bay Packers	L	0 6
D 15	@ Frankford Yel'jackets	L	0 19
		182	85

## 1929 (4-9-2, .308)

George S. Halas,		Bears	Opp
<b>Ed Sternaman — Coaches</b>			
S 22	@ Minneapolis Marines	W	19 6
S 29	@ Green Bay Packers	L	0 23
O 6	@ Minneapolis Marines	W	7 6
O 13	Buffalo Bisons	W	16 0
O 20	Chicago Cardinals	T	0 0
O 27	Minneapolis R'jackets	W	27 0
N 3	New York Giants	L	14 26
N 10	Green Bay Packers	L	0 14
N 16	@ Frankford Yel'jackets	L	14 20
N 17	@ New York Giants	L	0 34
N 24	Buffalo Bisons	L	7 19
N 28	@ Chicago Cardinals	L	6 40
D 1	Frankford Yel'jackets	T	0 0
D 8	Green Bay Packers	L	0 25
D 15	New York Giants	L	9 14
		119	227

### 1930 (9-4-1, .692)

Ralph Jones — Coach	Bears	Opp
S 21 Brooklyn Dodgers	T	0 0
S 28 @ Green Bay Packers	L	0 7
O 5 @ Minneapolis Rjackets	W	20 0
O 12 New York Giants	L	0 12
O 19 @ Chicago Cardinals	W	32 6
O 22 @ Portsmouth Spartans	L	6 7
O 26 Frankford Yel'jackets	W	13 7
N 2 Minneapolis Rjackets	W	20 7
N 9 Green Bay Packers	L	12 13
N 16 @ New York Giants	W	12 0
N 22 @ Frankford Yel'jackets	W	13 6
N 27 Chicago Cardinals	W	6 0
N 30 Portsmouth Spartans	W	14 6
D 7 Green Bay Packers	W	21 0
	169	71

### 1931 (8-5, .615)

Ralph Jones — Coach	Bears	Opp
S 18 Cleveland Indians	W	21 0
S 27 @ Green Bay Packers	L	0 7
O 11 New York Giants	W	6 0
O 18 Chicago Cardinals	W	26 13
O 25 Frankford Yel'jackets	L	12 13
N 1 Green Bay Packers	L	2 6
N 8 Portsmouth Spartans	W	9 6
N 15 New York Giants	W	12 6
N 22 @ Brooklyn Dodgers	W	26 0
N 26 Chicago Cardinals	W	18 7
N 29 @ Portsmouth Spartans	L	0 3
D 6 Green Bay Packers	W	7 6
D 13 New York Giants	L	6 25
	145	92

### 1932 (7-1-6, .875)

Ralph Jones — Coach	Bears	Opp
S 25 @ Green Bay Packers	T	0 0
O 2 @ Staten Isl. Stapletons	T	0 0
O 9 @ Chicago Cardinals	T	0 0
O 16 Green Bay Packers	L	0 2
O 28 @ Staten Isl. Stapletons	W	27 7
O 30 @ Boston Redskins	T	7 7
N 6 @ New York Giants	W	28 8
N 13 Portsmouth Spartans	T	13 13
N 20 Brooklyn Dodgers	W	20 0
N 24 Chicago Cardinals	W	34 0
N 29 @ Portsmouth Spartans	T	7 7
D 4 New York Giants	W	6 0
D 11 Green Bay Packers	W	9 0
	151	44
<b>PLAYOFFS</b>		
D 18 Portsmouth Spartans	W	9 0

### 1933 (10-2-1, .833)

George S. Halas — Coach	Bears	Opp
S 24 @ Green Bay Packers	W	14 7
O 1 Boston Redskins	W	7 0
O 8 @ Brooklyn Dodgers	W	10 0
O 15 Chicago Cardinals	W	12 9
O 22 Green Bay Packers	W	10 7
O 29 New York Giants	W	14 10
N 5 @ Boston Redskins	L	0 10
N 12 @ Philadelphia Eagles	T	3 3
N 19 @ New York Giants	L	0 3
N 26 Portsmouth Spartans	W	17 14
N 30 Chicago Cardinals	W	22 6
D 3 @ Portsmouth Spartans	W	17 7
D 10 Green Bay Packers	W	7 6
	133	82
<b>PLAYOFFS</b>		
D 17 New York Giants	W	23 21

### 1934 (13-0, 1.000)

George S. Halas — Coach	Bears	Opp
S 23 @ Green Bay Packers	W	24 10
S 30 @ Cincinnati Reds	W	21 3
O 7 @ Brooklyn Dodgers	W	21 7
O 10 @ Pittsburgh Pirates	W	28 0
O 14 Chicago Cardinals	W	20 0
O 21 Cincinnati Reds	W	41 7
O 28 Green Bay Packers	W	27 14
N 4 New York Giants	W	27 7
N 11 @ Boston Redskins	W	21 0
N 18 @ New York Giants	W	10 9
N 25 Chicago Cardinals	W	17 6
N 29 @ Detroit Lions	W	19 16
D 2 Detroit Lions	W	10 7
	286	86

#### PLAYOFFS

D 9 @ New York Giants	L	13 30
-----------------------	---	-------

### 1935 (6-4-2, .600)

George S. Halas — Coach	Bears	Opp
S 22 @ Green Bay Packers	L	0 7
S 29 @ Pittsburgh Pirates	W	23 7
O 13 @ Philadelphia Eagles	W	39 0
O 20 Brooklyn Dodgers	W	24 14
O 27 Green Bay Packers	L	14 17
N 3 @ New York Giants	W	20 3
N 10 @ Boston Redskins	W	30 14
N 17 New York Giants	L	0 3
N 24 Detroit Lions	T	20 20
N 28 @ Detroit Lions	L	2 14
D 1 Chicago Cardinals	T	7 7
D 8 Chicago Cardinals	W	13 0
	192	106

#### PLAYOFFS

D 8 Chicago Cardinals	W	13 0
-----------------------	---	------

### 1936 (9-3, .750)

George S. Halas — Coach	Bears	Opp
S 20 @ Green Bay Packers	W	30 3
S 27 @ Philadelphia Eagles	W	17 0
O 4 @ Pittsburgh Pirates	W	27 9
O 11 Chicago Cardinals	W	7 3
O 18 Pittsburgh Pirates	W	26 7
O 25 Detroit Lions	W	12 10
N 1 Green Bay Packers	L	10 21
N 8 @ New York Giants	W	25 7
N 15 @ Boston Redskins	W	26 0
N 22 @ Philadelphia Eagles	W	28 7
N 26 @ Detroit Lions	L	7 13
N 29 Chicago Cardinals	L	7 14
	222	94

#### PLAYOFFS

D 8 @ Washington Redskins	W	73 0
---------------------------	---	------

### 1937 (9-1-1, .900)

George S. Halas — Coach	Bears	Opp
S 19 @ Green Bay Packers	W	14 2
O 4 @ Pittsburgh Steelers	W	7 0
O 10 @ Cleveland Rams	W	20 2
O 17 Chicago Cardinals	W	16 7
O 24 Detroit Lions	W	28 20
O 31 @ New York Giants	T	3 3
N 7 Green Bay Packers	L	14 24
N 14 Brooklyn Dodgers	W	29 7
N 25 @ Detroit Lions	W	13 0
N 28 Cleveland Rams	W	15 7
D 5 Chicago Cardinals	W	42 28
	201	100

#### PLAYOFFS

D 12 Washington Redskins	L	21 28
--------------------------	---	-------

### 1938 (6-5, .545)

George S. Halas — Coach	Bears	Opp
S 11 Chicago Cardinals	W	16 13
S 18 @ Green Bay Packers	W	2 0
O 2 @ Philadelphia Eagles	W	28 6
O 9 @ Cleveland Rams	L	7 14
O 16 Chicago Cardinals	W	34 28
O 23 Cleveland Rams	L	21 23
O 30 Detroit Lions	L	7 13
N 6 Green Bay Packers	L	17 24
N 13 Washington Redskins	W	31 7
N 20 @ Brooklyn Dodgers	W	24 6
N 24 @ Detroit Lions	L	7 14
	194	148

### 1939 (8-3, .727)

George S. Halas — Coach	Bears	Opp
S 15 Cleveland Rams	W	30 21
S 24 @ Green Bay Packers	L	16 21
O 2 @ Pittsburgh Steelers	W	32 0
O 8 @ Cleveland Rams	W	35 21
O 15 Chicago Cardinals	W	44 7
O 22 @ New York Giants	L	13 16
O 29 Detroit Lions	L	0 10
N 5 Green Bay Packers	W	30 27
N 12 @ Detroit Lions	W	23 13
N 19 Philadelphia Eagles	W	27 14
N 26 Chicago Cardinals	W	48 7
	298	157

#### PLAYOFFS

D 8 @ Washington Redskins	W	73 0
---------------------------	---	------

### 1940 (8-3, .727)

George S. Halas — Coach	Bears	Opp
S 22 @ Green Bay Packers	W	41 0
S 25 @ Chicago Cardinals	L	7 21
O 6 @ Cleveland Rams	W	21 14
O 13 Detroit Lions	W	7 0
O 20 Brooklyn Dodgers	W	16 7
O 27 @ New York Giants	W	37 21
N 3 Green Bay Packers	W	14 7
N 10 @ Detroit Lions	L	14 17
N 17 @ Washington Redskins	L	3 7
N 24 Cleveland Rams	W	47 25
D 1 Chicago Cardinals	W	31 23
	238	152

#### PLAYOFFS

D 8 @ Washington Redskins	W	73 0
---------------------------	---	------

### 1941 (10-1, .909)

George S. Halas — Coach	Bears	Opp
S 28 @ Green Bay Packers	W	25 17
O 5 @ Cleveland Rams	W	48 21
O 12 Chicago Cardinals	W	53 7
O 19 Detroit Lions	W	49 0
O 26 Pittsburgh Steelers	W	34 7
N 2 Green Bay Packers	L	14 16
N 9 Cleveland Rams	W	31 13
N 16 Washington Redskins	W	35 21
N 23 @ Detroit Lions	W	24 7
N 30 @ Philadelphia Eagles	W	49 14
D 7 @ Chicago Cardinals	W	34 24
	396	147

#### PLAYOFFS

D 14 Green Bay Packers	W	33 14
D 21 New York Giants	W	37 9



### 1942 (11-0, 1.000)

George S. Halas — Coach		Bears	Opp
S 27 @ Green Bay Packers	W	44	28
O 4 @ Cleveland Rams	W	21	7
O 11 Chicago Cardinals	W	41	14
O 18 New York Giants	W	26	7
O 25 Philadelphia Eagles	W	45	14
N 1 Detroit Lions	W	16	0
N 8 @ Brooklyn Dodgers	W	35	0
N 15 Green Bay Packers	W	38	7
N 22 @ Detroit Lions	W	42	0
N 29 Cleveland Rams	W	47	0
D 6 @ Chicago Cardinals	W	21	7
		376	84

#### PLAYOFFS

D 13 @ Washington Redskins	L	6	14
----------------------------	---	---	----

### 1943 (8-1-1, .889)

Heartley "Hunk" Anderson		Bears	Opp
Luke Johnsons — Coaches			
S 26 @ Green Bay Packers	T	21	21
O 3 @ Detroit Lions	W	27	21
O 10 Chicago Cardinals	W	20	0
O 17 Philadelphia Eagles	W	48	21
O 24 Brooklyn Dodgers	W	33	21
O 31 Detroit Lions	W	35	14
N 7 Green Bay Packers	W	21	7
N 14 @ New York Giants	W	56	7
N 21 @ Washington Redskins	L	7	21
N 28 @ Chicago Cardinals	W	35	24
		303	157

#### PLAYOFFS

D 26 Washington Redskins	W	41	21
--------------------------	---	----	----

### 1944 (6-3-1, .667)

Heartley "Hunk" Anderson		Bears	Opp
Luke Johnsons — Coaches			
S 24 @ Green Bay Packers	L	28	42
O 8 @ Cleveland Rams	L	7	19
O 15 Cardinal-Pittsburgh	W	34	7
O 22 Detroit Lions	T	21	21
O 29 Cleveland Rams	W	28	21
N 5 Green Bay Packers	W	21	0
N 12 Boston Yanks	W	21	7
N 19 @ Detroit Lions	L	21	41
N 26 @ Philadelphia Eagles	W	28	7
D 3 @ Cardinal-Pittsburgh	W	49	7
		258	172

### 1945 (3-7, .300)

Heartley "Hunk" Anderson		Bears	Opp
Luke Johnsons — Coaches			
S 30 @ Green Bay Packers	L	21	31
O 7 @ Cleveland Rams	O	17	0
O 14 Chicago Cardinals	L	7	16
O 21 Cleveland Rams	L	21	41
O 28 @ Detroit Lions	L	10	16
N 4 Green Bay Packers	W	28	24
N 11 Detroit Lions	L	28	35
N 18 @ Washington Redskins	L	21	28
N 25 Pittsburgh Steelers	W	28	7
D 2 @ Chicago Cardinals	W	28	20
		192	235

### 1946 (8-2-1, .800)

George S. Halas — Coach		Bears	Opp
S 29 @ Green Bay Packers	W	30	7
O 6 @ Chicago Cardinals	W	34	17
O 13 Los Angeles Rams	T	28	28
O 20 Philadelphia Eagles	W	21	14
O 27 @ New York Giants	L	0	14
N 3 Green Bay Packers	W	10	7
N 10 @ Los Angeles Rams	W	27	21
N 17 Washington Redskins	W	24	20
N 24 Detroit Lions	W	42	6
D 1 Chicago Cardinals	L	28	35
D 8 @ Detroit Lions	W	45	24
		289	193

#### PLAYOFFS

D 15 @ New York Giants	W	24	14
------------------------	---	----	----

### 1947 (8-4, .667)

George S. Halas — Coach		Bears	Opp
S 28 @ Green Bay Packers	L	20	29
O 5 @ Chicago Cardinals	L	7	31
O 12 Philadelphia Eagles	W	40	7
O 19 Detroit Lions	W	33	24
O 26 @ Washington Redskins	W	56	20
N 2 @ Boston Yanks	W	28	24
N 9 Green Bay Packers	W	20	17
N 16 @ Los Angeles Rams	W	41	21
N 23 Pittsburgh Steelers	W	49	7
N 27 @ Detroit Lions	W	34	14
D 7 Los Angeles Rams	L	14	17
D 14 Chicago Cardinals	L	21	30
		363	241

### 1948 (10-2, .833)

George S. Halas — Coach		Bears	Opp
S 26 @ Green Bay Packers	W	45	7
O 4 @ Chicago Cardinals	W	28	17
O 10 Los Angeles Rams	W	42	21
O 17 Detroit Lions	W	28	0
O 24 @ Philadelphia Eagles	L	7	12
O 31 New York Giants	W	35	14
N 7 @ Los Angeles Rams	W	21	6
N 14 Green Bay Packers	W	7	6
N 21 @ Boston Yanks	W	51	17
N 28 Washington Redskins	W	48	13
D 5 @ Detroit Lions	W	42	14
D 12 Chicago Cardinals	L	21	24
		375	151

### 1949 (9-3, .750)

George S. Halas — Coach		Bears	Opp
S 25 @ Green Bay Packers	W	17	0
O 2 @ Chicago Cardinals	W	17	7
O 9 Los Angeles Rams	L	16	31
O 16 Philadelphia Eagles	W	38	21
O 23 @ New York Giants	L	28	35
O 30 @ Los Angeles Rams	L	24	27
N 6 Green Bay Packers	W	24	3
N 13 Detroit Lions	W	27	24
N 20 @ Washington Redskins	W	31	21
N 24 @ Detroit Lions	W	28	7
D 4 Pittsburgh Steelers	W	30	21
D 11 Chicago Cardinals	W	52	21
		332	218

### 1950 (9-3, .750)

George S. Halas — Coach		Bears	Opp
S 17 @ Los Angeles Rams	W	24	20
S 24 @ San Francisco 49ers	W	32	20
O 1 @ Green Bay Packers	L	21	31
O 8 Chicago Cardinals	W	27	6
O 15 Green Bay Packers	W	28	14
O 29 @ New York Yanks	L	27	38
N 5 @ Detroit Lions	W	35	21
N 12 New York Yanks	W	28	20
N 19 San Francisco 49ers	W	17	0
N 26 Los Angeles Rams	W	24	14
D 3 @ Chicago Cardinals	L	10	20
D 10 Detroit Lions	W	6	3
		279	207

#### PLAYOFFS

D 17 @ Los Angeles Rams	L	14	24
-------------------------	---	----	----

### 1951 (7-5, .583)

George S. Halas — Coach		Bears	Opp
S 30 @ Green Bay Packers	W	31	20
O 7 @ Chicago Cardinals	L	14	28
O 14 New York Yanks	W	24	21
O 21 San Francisco 49ers	W	13	7
O 28 @ Detroit Lions	W	28	23
N 4 @ Washington Redskins	W	27	0
N 11 Detroit Lions	L	28	41
N 18 Green Bay Packers	W	24	13
N 25 @ Cleveland Browns	L	21	42
D 2 Los Angeles Rams	L	17	42
D 9 @ New York Yanks	W	45	21
D 16 Chicago Cardinals	L	14	24
		286	282

### 1952 (5-7, .416)

George S. Halas — Coach		Bears	Opp
S 28 @ Green Bay Packers	W	24	14
O 5 @ Chicago Cardinals	L	10	21
O 12 Dallas Texans	W	38	20
O 19 San Francisco 49ers	L	16	40
O 26 @ Los Angeles Rams	L	7	31
N 2 @ San Francisco 49ers	W	20	17
N 9 Green Bay Packers	L	28	41
N 16 Los Angeles Rams	L	24	40
N 23 Detroit Lions	W	24	23
N 27 @ Dallas Texans	L	23	27
D 7 @ Detroit Lions	L	21	45
D 14 Chicago Cardinals	W	10	7
		245	326

### 1953 (3-8-1, .273)

George S. Halas — Coach		Bears	Opp
S 27 @ Baltimore Colts	L	9	13
O 4 @ Green Bay Packers	W	17	13
O 11 Baltimore Colts	L	14	16
O 18 San Francisco 49ers	L	28	35
O 25 @ Los Angeles Rams	L	24	28
N 1 @ San Francisco 49ers	L	14	24
N 8 Green Bay Packers	T	21	21
N 15 @ Washington Redskins	W	27	24
N 22 Detroit Lions	L	16	20
N 29 Los Angeles Rams	W	24	21
D 6 @ Detroit Lions	L	7	13
D 13 Chicago Cardinals	L	17	24
		218	262

## 1954 (8-4, .667)

George S. Halas — Coach	Bears	Opp
S 26 @ Detroit Lions	L	23 48
O 3 @ Green Bay Packers	W	10 3
O 10 Baltimore Colts	W	28 9
O 17 San Francisco 49ers	L	24 31
O 24 @ Los Angeles Rams	L	38 42
O 31 @ San Francisco 49ers	W	31 27
N 7 Green Bay Packers	W	28 23
N 14 Cleveland Browns	L	10 39
N 21 @ Baltimore Colts	W	28 13
N 28 Los Angeles Rams	W	24 13
D 5 @ Chicago Cardinals	W	29 7
D 12 Detroit Lions	W	28 24
		301 279

## 1958 (8-4, .667)

George S. Halas — Coach	Bears	Opp
S 27 @ Green Bay Packers	W	34 20
O 4 @ Baltimore Colts	L	38 51
O 12 San Francisco 49ers	W	28 6
O 19 Los Angeles Rams	W	31 10
O 26 @ San Francisco 49ers	W	27 14
N 2 @ Los Angeles Rams	L	35 41
N 9 Green Bay Packers	W	24 10
N 16 Baltimore Colts	L	0 17
N 23 @ Detroit Lions	W	20 7
N 30 @ Pittsburgh Steelers	L	10 24
D 7 Chicago Cardinals	W	30 14
D 14 Detroit Lions	W	21 16
		298 230

## 1962 (9-5, .643)

George S. Halas — Coach	Bears	Opp
S 16 @ San Francisco 49ers	W	30 14
S 23 @ Los Angeles Rams	W	27 23
S 30 @ Green Bay Packers	L	0 49
O 7 @ Minnesota Vikings	W	13 0
O 14 San Francisco 49ers	L	27 34
O 21 Baltimore Colts	W	35 15
O 28 @ Detroit Lions	L	3 11
N 4 Green Bay Packers	L	7 38
N 11 Minnesota Vikings	W	31 30
N 18 @ Dallas Cowboys	W	34 33
N 25 @ Baltimore Colts	W	57 0
D 2 New York Giants	L	24 26
D 9 Los Angeles Rams	W	30 14
D 16 Detroit Lions	W	3 0
		321 287

## 1955 (8-4, .667)

George S. Halas — Coach	Bears	Opp
S 25 @ Baltimore Colts	L	17 23
O 2 @ Green Bay Packers	L	3 24
O 9 San Francisco 49ers	L	19 20
O 16 Baltimore Colts	W	38 10
O 23 @ San Francisco 49ers	W	34 23
O 30 @ Los Angeles Rams	W	31 20
N 6 Green Bay Packers	W	52 21
N 13 Los Angeles Rams	W	24 3
N 20 @ Detroit Lions	W	24 14
N 27 @ Chicago Cardinals	L	14 53
D 4 Detroit Lions	W	21 20
D 11 Philadelphia Eagles	W	17 10
		294 251

## 1959 (8-4, .667)

George S. Halas — Coach	Bears	Opp
S 27 @ Green Bay Packers	L	6 9
O 3 @ Baltimore Colts	W	26 21
O 11 Los Angeles Rams	L	21 28
O 18 Baltimore Colts	L	7 21
O 25 @ San Francisco 49ers	L	17 20
N 1 @ Los Angeles Rams	W	26 21
N 8 Green Bay Packers	W	28 17
N 15 San Francisco 49ers	W	14 3
N 22 @ Detroit Lions	W	24 14
N 29 @ Chicago Cardinals	W	31 7
D 6 Pittsburgh Steelers	W	27 21
D 13 Detroit Lions	W	25 14
		252 196

## 1963 (11-1-2, .917)

George S. Halas — Coach	Bears	Opp
S 15 @ Green Bay Packers	W	10 3
S 22 @ Minnesota Vikings	W	28 7
S 29 @ Detroit Lions	W	37 21
O 6 Baltimore Colts	W	10 3
O 13 @ Los Angeles Rams	W	52 14
O 20 @ San Francisco 49ers	L	14 20
O 27 Philadelphia Eagles	W	16 7
N 3 @ Baltimore Colts	W	17 7
N 10 Los Angeles Rams	W	6 0
N 17 Green Bay Packers	W	26 7
N 24 @ Pittsburgh Steelers	T	17 17
D 1 Minnesota Vikings	T	17 17
D 8 San Francisco 49ers	W	27 17
D 15 @ Detroit Lions	W	24 14
		301 144
<b>PLAYOFFS</b>		
D 29 New York Giants	W	14 10

## 1956 (9-2-1, .818)

John L. Driscoll — Coach	Bears	Opp
S 30 @ Baltimore Colts	L	21 28
O 7 @ Green Bay Packers	W	37 21
O 14 San Francisco 49ers	W	31 7
O 21 Baltimore Colts	W	58 27
O 28 @ San Francisco 49ers	W	38 21
N 4 @ Los Angeles Rams	W	35 24
N 11 Green Bay Packers	W	38 14
N 18 Los Angeles Rams	W	30 21
N 25 @ New York Giants	T	17 17
D 2 @ Detroit Lions	L	10 42
D 9 Chicago Cardinals	W	10 3
D 16 Detroit Lions	W	38 21
		363 246

## PLAYOFFS

D 30 @ New York Giants	L	7 47
------------------------	---	------

## 1960 (5-6-1, .455)

George S. Halas — Coach	Bears	Opp
S 25 @ Green Bay Packers	W	17 14
O 2 @ Baltimore Colts	L	7 42
O 9 Los Angeles Rams	W	34 27
O 16 San Francisco 49ers	W	27 10
O 23 @ Los Angeles Rams	T	24 24
O 30 @ San Francisco 49ers	L	7 25
N 13 Baltimore Colts	L	20 24
N 20 Detroit Lions	W	28 7
N 27 Dallas Cowboys	W	17 7
D 4 Green Bay Packers	L	13 41
D 11 @ Cleveland Browns	L	0 42
D 18 @ Detroit Lions	L	0 36
		194 299

## 1964 (5-9, .357)

George S. Halas — Coach	Bears	Opp
S 13 @ Green Bay Packers	L	12 23
S 20 @ Minnesota Vikings	W	34 28
S 27 @ Baltimore Colts	L	0 52
O 4 @ San Francisco 49ers	L	21 31
O 11 Los Angeles Rams	W	38 17
O 18 Detroit Lions	L	0 10
O 25 @ Washington Redskins	L	20 27
N 1 Dallas Cowboys	L	10 24
N 8 Baltimore Colts	L	24 40
N 15 @ Los Angeles Rams	W	34 24
N 22 San Francisco 49ers	W	23 21
N 26 @ Detroit Lions	W	27 24
D 5 Green Bay Packers	L	3 17
D 13 Minnesota Vikings	L	14 41
		260 379

## 1957 (5-7, .417)

John L. Driscoll — Coach	Bears	Opp
S 29 @ Green Bay Packers	L	17 21
O 5 @ Baltimore Colts	L	10 21
O 13 San Francisco 49ers	L	17 21
O 20 Los Angeles Rams	W	34 26
O 27 @ San Francisco 49ers	L	17 21
N 3 @ Los Angeles Rams	W	16 10
N 10 Green Bay Packers	W	21 14
N 17 Baltimore Colts	L	14 29
N 24 @ Detroit Lions	W	27 7
D 1 Washington Redskins	L	3 14
D 8 @ Chicago Cardinals	W	14 6
D 15 Detroit Lions	L	13 21
		203 211

## 1961 (8-6, .571)

George S. Halas — Coach	Bears	Opp
S 17 @ Minnesota Vikings	L	13 37
S 23 @ Los Angeles Rams	W	21 17
O 1 @ Green Bay Packers	L	0 24
O 8 @ Detroit Lions	W	31 17
O 15 Baltimore Colts	W	24 10
O 22 San Francisco 49ers	W	31 0
O 29 @ Baltimore Colts	W	21 20
N 5 @ Philadelphia Eagles	L	14 16
N 12 Green Bay Packers	L	28 31
N 19 @ San Francisco 49ers	L	31 41
N 26 Los Angeles Rams	W	28 24
D 3 Detroit Lions	L	15 16
D 10 Cleveland Browns	W	17 14
D 17 Minnesota Vikings	W	52 35
		326 302

## 1965 (9-5, .643)

George S. Halas — Coach	Bears	Opp
S 19 @ San Francisco 49ers	L	24 52
S 25 @ Los Angeles Rams	L	29 30
O 3 @ Green Bay Packers	L	14 23
O 10 Los Angeles Rams	W	31 6
O 17 @ Minnesota Vikings	W	45 37
O 24 Detroit Lions	W	38 10
O 31 Green Bay Packers	W	31 10
N 7 Baltimore Colts	L	21 26
N 14 St. Louis Cardinals	W	34 13
N 21 @ Detroit Lions	W	17 10
N 28 @ New York Giants	W	35 14
D 5 @ Baltimore Colts	W	13 10
D 12 San Francisco 49ers	W	61 20
D 19 Minnesota Vikings	L	17 24
		409 275

## 1966 (5-7-2, .417)

George S. Halas — Coach		Bears	Opp
S 11 @ Detroit Lions	L	3	14
S 16 @ Los Angeles Rams	L	17	31
O 2 @ Minnesota Vikings	W	13	10
O 9 Baltimore Colts	W	27	17
O 16 Green Bay Packers	L	0	17
O 23 Los Angeles Rams	W	17	10
O 31 @ St. Louis Cardinals	L	17	24
N 6 Detroit Lions	T	10	10
N 13 San Francisco 49ers	T	30	30
N 20 @ Green Bay Packers	L	6	13
N 27 Atlanta Falcons	W	23	6
D 4 @ Baltimore Colts	L	16	21
D 11 @ San Francisco 49ers	L	14	41
D 18 Minnesota Vikings	W	41	28
		234	272

## 1967 (7-6-1, .538)

George S. Halas — Coach		Bears	Opp
S 17 @ Pittsburgh Steelers	L	13	41
S 24 @ Green Bay Packers	L	10	13
O 1 @ Minnesota Vikings	W	17	7
O 8 Baltimore Colts	L	3	24
O 15 Detroit Lions	W	14	13
O 22 @ Cleveland Browns	L	0	24
O 29 Los Angeles Rams	L	17	28
N 5 @ Detroit Lions	W	27	13
N 12 New York Giants	W	34	7
N 19 St. Louis Cardinals	W	30	3
N 26 Green Bay Packers	L	13	17
D 3 @ San Francisco 49ers	W	28	14
D 10 Minnesota Vikings	T	10	10
D 17 @ Atlanta Falcons	W	23	14
		239	218

## 1968 (7-7, .500)

Jim Dooley — Coach		Bears	Opp
S 15 Washington Redskins	L	28	38
S 22 @ Detroit Lions	L	0	42
S 29 @ Minnesota Vikings	W	27	17
O 6 @ Baltimore Colts	L	7	28
O 13 Detroit Lions	L	10	28
O 20 @ Philadelphia Eagles	W	29	16
O 27 Minnesota Vikings	W	26	24
N 3 @ Green Bay Packers	W	13	10
N 10 San Francisco 49ers	W	27	19
N 17 Atlanta Falcons	L	13	16
N 24 Dallas Cowboys	L	3	34
D 1 @ New Orleans Saints	W	23	17
D 8 @ Los Angeles Rams	W	17	16
D 15 Green Bay Packers	L	27	28
		250	333

## 1969 (1-13, .071)

Jim Dooley — Coach		Bears	Opp
S 21 @ Green Bay Packers	L	0	17
S 28 @ St. Louis Cardinals	L	17	20
O 5 @ New York Giants	L	24	28
O 12 Minnesota Vikings	L	0	31
O 19 @ Detroit Lions	L	7	13
O 26 Los Angeles Rams	L	7	9
N 2 @ Minnesota Vikings	L	14	31
N 9 Pittsburgh Steelers	W	38	7
N 16 @ Atlanta Falcons	L	31	48
N 23 Baltimore Colts	L	21	24
N 30 Cleveland Browns	L	24	28
D 6 @ San Francisco 49ers	L	21	42
D 14 Green Bay Packers	L	3	21
D 21 Detroit Lions	L	3	20
		210	339

+ Indicates overtime

## 1970 (6-8, .428)

Jim Dooley — Coach		Bears	Opp
S 19 @ New York Giants	W	24	16
S 27 Philadelphia Eagles	W	20	16
O 5 @ Detroit Lions	L	14	28
O 11 Minnesota Vikings	L	0	24
O 18 San Diego Chargers	L	7	20
O 25 Detroit Lions	L	10	16
N 1 @ Atlanta Falcons	W	23	14
N 8 San Francisco 49ers	L	16	37
N 15 @ Green Bay Packers	L	19	20
N 22 Buffalo Bills	W	31	13
N 29 @ Baltimore Colts	L	20	21
D 5 @ Minnesota Vikings	L	13	16
D 13 Green Bay Packers	W	35	17
D 20 @ New Orleans Saints	W	24	3
		256	261

## 1971 (6-8, .428)

Jim Dooley — Coach		Bears	Opp
S 19 Pittsburgh Steelers	W	17	15
S 26 @ Minnesota Vikings	W	20	17
O 3 @ Los Angeles Rams	L	3	17
O 10 New Orleans Saints	W	35	14
O 17 @ San Francisco 49ers	L	0	13
O 24 @ Detroit Lions	W	28	23
O 31 Dallas Cowboys	W	23	19
N 9 Green Bay Packers	L	14	17
N 14 Washington Redskins	W	16	15
N 21 Detroit Lions	L	3	28
N 29 @ Miami Dolphins	L	3	34
D 5 @ Denver Broncos	L	3	6
D 12 @ Green Bay Packers	L	10	31
D 19 Minnesota Vikings	L	10	27
		185	276

## 1972 (4-9-1, .307)

Abe Gibron — Coach		Bears	Opp
S 17 Atlanta Falcons	L	21	37
S 24 Los Angeles Rams	T	13	13
O 1 Detroit Lions	L	24	38
O 8 @ Green Bay Packers	L	17	20
O 15 @ Cleveland Browns	W	17	0
O 23 Minnesota Vikings	W	13	10
O 29 @ St. Louis Cardinals	W	27	10
N 5 @ Detroit Lions	L	0	14
N 12 Green Bay Packers	L	17	23
N 19 San Francisco 49ers	L	21	34
N 26 Cincinnati Bengals	L	3	13
D 3 @ Minnesota Vikings	L	10	23
D 10 @ Philadelphia Eagles	W	21	12
D 17 @ Oakland Raiders	L	21	28
		225	275

## 1973 (3-11, .214)

Abe Gibron — Coach		Bears	Opp
S 16 Dallas Cowboys	L	17	20
S 23 Minnesota Vikings	L	13	22
S 30 @ Denver Broncos	W	33	24
O 7 @ New Orleans Saints	L	16	21
O 14 @ Atlanta Falcons	L	6	46
O 21 New England Patriots	L	10	13
O 28 Houston Oilers	W	35	14
N 4 @ Green Bay Packers	W	31	17
N 12 @ Kansas City Chiefs	L	7	19
N 18 Detroit Lions	L	7	30
N 25 @ Minnesota Vikings	L	19	31
D 2 Los Angeles Rams	L	0	26
D 9 @ Detroit Lions	L	7	40
D 16 Green Bay Packers	L	0	21
		195	334

## 1974 (4-10, .286)

Abe Gibron — Coach		Bears	Opp
S 15 Detroit Lions	W	17	9
S 22 New York Jets	L	21	23
S 29 @ Minnesota Vikings	L	7	11
O 6 New Orleans Saints	W	24	10
O 13 @ Atlanta Falcons	L	10	13
O 21 Green Bay Packers	W	10	9
O 27 @ Buffalo Bills	L	6	16
N 3 Minnesota Vikings	L	0	17
N 10 @ Green Bay Packers	L	3	20
N 17 San Francisco 49ers	L	0	34
N 24 @ Detroit Lions	L	17	34
D 1 New York Giants	W	16	13
D 8 @ San Diego Chargers	L	21	28
D 15 @ Washington Redskins	L	0	42
		152	279

## 1975 (4-10, .286)

Jack Pardee — Coach		Bears	Opp
S 21 Baltimore Colts	L	7	35
S 28 Philadelphia Eagles	W	15	13
O 5 @ Minnesota Vikings	L	3	28
O 12 @ Detroit Lions	L	7	27
O 19 @ Pittsburgh Steelers	L	3	34
O 27 Minnesota Vikings	L	9	13
N 2 Miami Dolphins	L	13	46
N 9 Green Bay Packers	W	27	14
N 16 @ San Francisco 49ers	L	3	31
N 23 @ Los Angeles Rams	L	10	38
N 30 @ Green Bay Packers	L	7	28
D 7 Detroit Lions	W	25	21
D 14 St. Louis Cardinals	L	20	34
D 21 @ New Orleans Saints	W	42	17
		191	379

## 1976 (7-7, .500)

Jack Pardee — Coach		Bears	Opp
S 12 Detroit Lions	W	10	3
S 19 @ San Francisco 49ers	W	19	12
S 26 Atlanta Falcons	L	0	10
O 3 Washington Redskins	W	33	7
O 10 @ Minnesota Vikings	L	19	20
O 17 @ Los Angeles Rams	L	12	20
O 24 @ Dallas Cowboys	L	21	31
O 31 Minnesota Vikings	W	14	13
N 7 Oakland Raiders	L	17	28
N 14 Green Bay Packers	W	24	13
N 21 @ Detroit Lions	L	10	14
N 28 @ Green Bay Packers	W	16	10
D 5 @ Seattle Seahawks	W	34	7
D 12 Denver Broncos	L	14	28
		253	216

## 1977 (9-5, .643)

Jack Pardee — Coach		Bears	Opp
S 18 Detroit Lions	W	30	20
S 25 @ St. Louis Cardinals	L	13	16
O 2 New Orleans Saints	L	24	42
O 10 Los Angeles Rams	W	24	23
O 16 @ Minnesota Vikings	L+	16	22
O 23 Atlanta Falcons	L	10	16
O 30 @ Green Bay Packers	W	26	0
N 6 @ Houston Oilers	L	0	47
N 13 Kansas City Chiefs	W	28	27
N 20 Minnesota Vikings	W	10	7
N 24 @ Detroit Lions	W	31	14
D 4 @ Tampa Bay Bucs	W	10	0
D 11 Green Bay Packers	W	21	10
D 18 @ New York Giants	W+	12	9
		255	253

## PLAYOFFS

D 26 @ Dallas Cowboys	L	7	37
-----------------------	---	---	----



## 1978 (7-9, .438)

Neill Armstrong — Coach		Bears	Opp
S 3	St. Louis Cardinals	W	17 10
S 10	@ San Francisco 49ers	W	16 13
S 17	@ Detroit Lions	W	19 0
S 25	Minnesota Vikings	L	20 24
O 1	Oakland Raiders	L+	19 25
O 8	@ Green Bay Packers	L	14 24
O 16	@ Denver Broncos	L	7 16
O 22	@ Tampa Bay Bucs	L	19 33
O 29	Detroit Lions	L	17 21
N 5	Seattle Seahawks	L	29 31
N 12	@ Minnesota Vikings	L	14 17
N 19	Atlanta Falcons	W	13 7
N 26	Tampa Bay Bucs	W	14 3
D 4	@ San Diego Chargers	L	7 40
D 10	Green Bay Packers	W	14 0
D 16	@ Washington Redskins	W	14 10
			253 274

## 1980 (7-9, .438)

Neill Armstrong — Coach		Bears	Opp
S 7	@ Green Bay Packers	L+	6 12
S 14	New Orleans Saints	W	22 3
S 21	Minnesota Vikings	L	14 34
S 28	@ Pittsburgh Steelers	L	3 38
O 6	Tampa Bay Bucs	W	23 0
O 12	@ Minnesota Vikings	L	7 13
O 19	Detroit Lions	W	24 7
O 26	@ Philadelphia Eagles	L	14 17
N 3	@ Cleveland Browns	L	21 27
N 9	Washington Redskins	W	35 21
N 16	Houston Oilers	L	6 10
N 23	@ Atlanta Falcons	L	17 28
N 27	@ Detroit Lions	W+	23 17
D 7	Green Bay Packers	W	61 7
D 14	Cincinnati Bengals	L+	14 17
D 20	@ Tampa Bay Bucs	W	14 13
			304 264

## 1982 (3-6, .333)

Mike Ditka — Coach		Bears	Opp
S 12	@ Detroit Lions	L	10 17
S 19	New Orleans Saints	L	0 10
N 21	Detroit Lions	W	20 17
N 28	@ Minnesota Vikings	L	7 35
D 5	New England Patriots	W	26 13
D 12	@ Seattle Seahawks	L	14 20
D 19	St. Louis Cardinals	L	7 10
D 26	@ Los Angeles Rams	W	34 26
J 2	@ Tampa Bay Bucs	L+	23 26
			141 174

## 1979 (10-6, .625)

Neill Armstrong — Coach		Bears	Opp
S 2	Green Bay Packers	W	6 3
S 9	Minnesota Vikings	W	26 7
S 16	@ Dallas Cowboys	L	20 24
S 23	@ Miami Dolphins	L	16 31
S 30	Tampa Bay Bucs	L	13 17
O 7	@ Buffalo Bills	W	7 0
O 14	New England Patriots	L	7 27
O 21	@ Minnesota Vikings	L	27 30
O 28	@ San Francisco 49ers	W	28 27
N 4	Detroit Lions	W	35 7
N 11	Los Angeles Rams	W	27 23
N 18	New York Jets	W	23 13
N 22	@ Detroit Lions	L	0 20
D 2	@ Tampa Bay Bucs	W	14 0
D 9	@ Green Bay Packers	W	15 14
D 16	St. Louis Cardinals	W	42 6
			306 249

## 1981 (6-10, .375)

Neill Armstrong — Coach		Bears	Opp
S 6	Green Bay Packers	L	9 16
S 13	@ San Francisco 49ers	L	17 28
S 20	Tampa Bay Bucs	W	28 17
S 28	Los Angeles Rams	L	7 24
O 4	@ Minnesota Vikings	L	21 24
O 11	Washington Redskins	L	7 24
O 19	@ Detroit Lions	L	17 48
O 25	San Diego Chargers	W+	20 17
N 1	@ Tampa Bay Bucs	L	10 20
N 8	@ Kansas City Chiefs	W+	16 13
N 15	@ Green Bay Packers	L	17 21
N 22	Detroit Lions	L	7 23
N 26	@ Dallas Cowboys	L	9 10
D 6	Minnesota Vikings	W	10 9
D 13	@ Oakland Raiders	W	23 6
D 20	Denver Broncos	W	35 24
			253 324

## 1983 (8-8, .500)

Mike Ditka — Coach		Bears	Opp
S 4	Atlanta Falcons	L	17 20
S 11	Tampa Bay Bucs	W	17 10
S 18	@ New Orleans Saints	L+	31 34
S 25	@ Baltimore Colts	L+	19 22
O 2	Denver Broncos	W	31 14
O 9	Minnesota Vikings	L	14 23
O 16	@ Detroit Lions	L	17 31
O 23	@ Philadelphia Eagles	W	7 6
O 30	Detroit Lions	L	17 38
N 6	@ Los Angeles Rams	L	14 21
N 13	Philadelphia Eagles	W	17 14
N 20	@ Tampa Bay Bucs	W	27 0
N 27	San Francisco 49ers	W	13 3
D 4	@ Green Bay Packers	L	28 31
D 11	@ Minnesota Vikings	W	19 13
D 18	Green Bay Packers	W	23 21
			311 301

## PLAYOFFS

D 23	@ Philadelphia Eagles	L	17 27
------	-----------------------	---	-------

+ indicates overtime

## BEARS RUSHING THROUGH DECADE

	1990	89	88	87	86	85	84
<b>Offense</b>							
Rank	2	2	3	13	1	1	1
Yards	2,436	2,287	2,319	1,954	2,700	2,761	2,974
Attempts	551	516	555	485	606	610	674
Average	4.4	4.4	4.2	4.0	4.5	4.5	4.4
Long	52	73	80	38	75	40	72
TDs	22	22	25	13	21	27	22
<b>Defense</b>							
Rank	7	15	1	1	2	2	1
Yards	1,572	1,897	1,326	1,413	1,463	1,319	1,377
Attempts	391	446	389	411	427	359	378
Average	4.0	4.3	3.4	3.4	3.4	3.7	3.6
Long	25	68	32	25	33	37	36
TDs	10	21	5	5	4	6	10

### 1984 (10-6, .625)

Mike Ditka — Coach	Bears	Opp
S 2 Tampa Bay Bucs	W	34 14
S 9 Denver Broncos	W	27 0
S 16 @ Green Bay Packers	W	9 7
S 23 @ Seattle Seahawks	L	9 38
S 30 Dallas Cowboys	L	14 23
O 7 New Orleans Saints	W	20 7
O 14 @ St. Louis Cardinals	L	21 38
O 21 @ Tampa Bay Bucs	W	44 9
O 28 Minnesota Vikings	W	16 7
N 4 Los Angeles Raiders	W	17 6
N 11 @ Los Angeles Rams	L	13 29
N 18 Detroit Lions	W	16 14
N 25 @ Minnesota Vikings	W	34 3
D 3 @ San Diego Chargers	L	7 20
D 9 Green Bay Packers	L	14 20
D 16 @ Detroit Lions	W	30 13
		325 248

#### PLAYOFFS

D 30 @ Washington Redskins	W	23 19
J 6 @ San Francisco 49ers	L	0 23

### 1985 (15-1, .938)

Mike Ditka — Coach	Bears	Opp
S 8 Tampa Bay Bucs	W	38 28
S 15 New England Patriots	W	20 7
S 19 @ Minnesota Vikings	W	33 24
S 29 Washington Redskins	W	45 10
O 6 @ Tampa Bay Bucs	W	27 19
O 13 @ San Francisco 49ers	W	26 10
O 21 Green Bay Packers	W	23 7
O 27 Minnesota Vikings	W	27 9
N 3 @ Green Bay Packers	W	16 10
N 10 Detroit Lions	W	24 3
N 17 @ Dallas Cowboys	W	44 0
N 24 Atlanta Falcons	W	36 0
D 2 @ Miami Dolphins	L	24 38
D 8 Indianapolis Colts	W	17 10
D 14 @ New York Jets	W	19 6
D 22 @ Detroit Lions	W	37 17
		456 198

#### PLAYOFFS

J 5 New York Giants	W	21 0
J 12 Los Angeles Rams	W	24 0
J 26 New England Patriots	W	46 10
(at New Orleans)		

### 1986 (14-2, .875)

Mike Ditka — Coach	Bears	Opp
S 7 Cleveland Browns	W	41 31
S 14 Philadelphia Eagles	W+	13 10
S 22 @ Green Bay Packers	W	25 12
S 28 @ Cincinnati Bengals	W	44 7
O 5 Minnesota Vikings	W	23 0
O 12 @ Houston Oilers	W	20 7
O 19 @ Minnesota Vikings	L	7 23
O 26 Detroit Lions	W	13 7
N 3 Los Angeles Rams	L	17 20
N 9 @ Tampa Bay Bucs	W	23 3
N 16 @ Atlanta Falcons	W	13 10
N 23 Green Bay Packers	W	12 10
N 30 Pittsburgh Steelers	W+	13 10
D 7 Tampa Bay Bucs	W	48 14
D 15 @ Detroit Lions	W	16 13
D 21 @ Dallas Cowboys	W	24 10
		352 187

#### PLAYOFFS

J 3 Washington Redskins	L	13 27
-------------------------	---	-------

### 1987 (11-4, .733)

Mike Ditka — Coach	Bears	Opp
S 14 New York Giants	W	34 19
S 20 Tampa Bay Bucs	W	20 3
O 4 @ Philadelphia Eagles	W	35 3
O 11 Minnesota Vikings	W	27 7
O 18 New Orleans Saints	L	17 19
O 25 @ Tampa Bay Bucs	W	21 26
N 1 Kansas City Chiefs	W	31 28
N 8 @ Green Bay Packers	W	26 24
N 16 @ Denver Broncos	L	29 31
N 22 Detroit Lions	W	30 10
N 29 Green Bay Packers	W	23 10
D 6 @ Minnesota Vikings	W	30 24
D 14 @ San Francisco 49ers	L	0 41
D 20 Seattle Seahawks	L	21 34
D 27 @ Los Angeles Raiders	W	6 3
		356 282

#### PLAYOFFS

J 10 Washington Redskins	L	17 21
--------------------------	---	-------

### 1988 (12-4, .750)

Mike Ditka — Coach	Bears	Opp
S 4 Miami Dolphins	W	34 7
S 11 @ Indianapolis Colts	W	17 13
S 18 Minnesota Vikings	L	7 31
S 25 @ Green Bay Packers	W	24 6
O 2 Buffalo Bills	W	24 3
O 9 @ Detroit Lions	W	24 7
O 16 Dallas Cowboys	W	17 7
O 24 San Francisco 49ers	W	10 9
O 30 @ New England Patriots	L	7 30
N 6 Tampa Bay Bucs	W	28 10
N 13 @ Washington Redskins	W	34 14
N 20 @ Tampa Bay Bucs	W	27 15
N 27 Green Bay Packers	W	16 0
D 5 @ Los Angeles Rams	L	3 23
D 11 Detroit Lions	W	13 12
D 19 @ Minnesota Vikings	L	27 28
		312 215

#### PLAYOFFS

D 31 Philadelphia Eagles	W	20 12
J 8 San Francisco 49ers	L	3 28

### 1989 (6-10, .375)

Mike Ditka — Coach	Bears	Opp
S 10 Cincinnati Bengals	W	17 14
S 17 Minnesota Vikings	W	38 7
S 24 @ Detroit Lions	W	47 27
O 2 Philadelphia Eagles	W	27 13
O 8 @ Tampa Bay Bucs	L	35 42
O 15 Houston Oilers	L	28 33
O 23 @ Cleveland Browns	L	7 27
O 29 Los Angeles Rams	W	20 10
N 5 @ Green Bay Packers	L	13 14*
N 12 @ Pittsburgh Steelers	W	20 0
N 19 Tampa Bay Bucs	L	31 32
N 26 @ Washington Redskins	L	14 38
D 3 @ Minnesota Vikings	L	16 27
D 10 Detroit Lions	L	17 27
D 17 Green Bay Packers	L	28 40
D 24 @ San Francisco 49ers	L	0 26
		358 377

\* Instant Replay Game

### 1990 (11-5, .688)

Mike Ditka — Coach	Bears	Opp
S 9 Seattle Seahawks	W	17 0
S 16 @ Green Bay Packers	W	31 13
S 23 Minnesota Vikings	W	19 16
S 30 @ Los Angeles Raiders	L	10 24
O 7 Green Bay Packers	W	27 13
O 14 Los Angeles Rams	W	38 9
O 28 @ Phoenix Cardinals	W	31 21
N 4 @ Tampa Bay Bucs	W	26 6
N 11 Atlanta Falcons	W	30 24
N 18 @ Denver Broncos	W+	16 13
N 25 @ Minnesota Vikings	L	13 41
D 2 Detroit Lions	W+	23 17
D 9 @ Washington Redskins	L	9 10
D 16 @ Detroit Lions	L	21 38
D 23 Tampa Bay Bucs	W	27 14
D 29 Kansas City Chiefs	L	10 21
		348 280

#### PLAYOFFS

J 6 New Orleans Saints	W	16 6
J 13 @ New York Giants	L	3 31

83	82	81	80	1980-90
1	17	11	4	1
2,727	988	2,171	2,440	25,757
583	276	608	579	6,043
4.7	3.6	3.6	4.2	4.3
49	26	39	69	80
14	5	13	22	206
11	5	18	14	1
2,000	902	2,146	2,015	17,430
482	261	520	506	4,570
4.1	3.5	4.1	4.0	3.8
71	47	59	56	71
20	4	13	9	107



# BEARS vs. THE NFL

## STADIUM CODES

A	Atlanta Fulton Co. Stadium	IL	University of Illinois, Champaign	SD	Jack Murphy Stadium, San Diego
AK	Akron Rubber Bowl	JR	Joe Robbie Stadium, Miami	SE	Kingdome, Seattle
AN	Anaheim Stadium	KC	Arrowhead Stadium, Kansas City	SF	Candlestick Park, San Francisco
B	Memorial Stadium, Baltimore	KZ	Kezar Stadium, San Francisco	SH	Shibe Park, Philadelphia
BF	Rich Stadium, Buffalo	LA	Memorial Coliseum, Los Angeles	SI	Staten Island, NY
BK	Baker Bowl, Philadelphia	LM	Lambeau Field, Green Bay	SL	Busch Stadium, St. Louis
BO	Fenway Park, Boston	LN	Wembley Stadium, London	SP	Joe Albi Stadium, Spokane, WA
BR	Ebbets Field, Brooklyn	M	Metrodome, Minneapolis	SW	Ullevi Stadium, Sweden
CI	Riverfront Stadium, Cincinnati	MI	Orange Bowl, Miami	TB	Tampa Stadium
CL	Cleveland Stadium	ML	County Stadium, Milwaukee	TL	Tulane Stadium, New Orleans
CM	Comiskey Park, Chicago	MN	Metropolitan Stadium, Minneapolis	TM	Sun Devil Stadium, Tempe, AZ
CN	Fawcett Stadium, Canton, OH	MP	Mills Park, Chicago	TR	Three Rivers Stadium, Pittsburgh
CR	Crosley Field, Cincinnati	ND	Notre Dame, IN	TX	Texas Stadium, Irving, TX
CS	Chicago Stadium	NE	Sullivan, Foxboro, MA	UD	University of Detroit Stadium
D	Briggs (Tiger) Stadium, Detroit	NJ	Meadowlands, East Rutherford, NJ	V	Veterans Stadium, Philadelphia
DA	Cotton Bowl, Dallas	NO	Superdome, New Orleans	W	Wrigley Field, Chicago
DC	RFK Stadium, Washington, DC	NP	Normal Park, Chicago	WA	Griffith Stadium, Washington, DC
DN	Mile High Stadium, Denver	NY	Yankee Stadium, New York		
DS	Dyche Stadium, Northwestern Univ.	O	Oakland-Alameda Co. Coliseum		
FB	Forbes Field, Philadelphia	P	Pontiac Silverdome, Detroit		
FR	Franklin Field, Univ. of Penn	PG	Polo Grounds, New York		
GB	City Stadium, Green Bay	PH	Municipal Stadium, Philadelphia		
H	Astrodome, Houston	PI	Forbes Field, Pittsburgh		
HG	Hagermeister Park, Green Bay	PO	Portsmouth, OH		
I	Hoosier Dome, Indianapolis	RK	Rick Field, IL		
		S	Soldier Field, Chicago		
		SC	University of South Carolina		

+	Overtime
WC	Wild Card
WCR	Wild Card Round
DP	Divisional Playoff
CC	Conference Championship
NFL	NFL Title Game
SB	Super Bowl

### Atlanta Falcons W-7 L-9 Points: Falcons 315, Bears 280

1966 — Bears, 23-6 (W)	1973 — Falcons, 46-6 (A)	1983 — Falcons, 20-17 (S)
1967 — Bears, 23-14 (A)	1974 — Falcons, 13-10 (A)	1985 — Bears, 36-0 (S)
1968 — Falcons, 16-13 (W)	1976 — Falcons, 10-0 (S)	1986 — Bears, 13-10 (A)
1969 — Falcons, 48-31 (A)	1977 — Falcons, 16-10 (S)	1990 — Bears, 30-24 (S)
1970 — Bears, 23-14 (A)	1978 — Bears, 13-7 (S)	
1972 — Falcons, 37-21 (S)	1980 — Falcons, 28-17 (A)	

### Buffalo Bills W-3 L-1 Points: Bears 68, Bills 32

1970 — Bears, 31-13 (W)	1979 — Bears, 7-0 (BF)	1988 — Bears, 24-3 (S)
1974 — Bills, 16-6 (BF)		

### Cincinnati Bengals W-2 L-2 Points: Bears 78, Bengals 51

1972 — Bengals, 13-3 (S)	1986 — Bears, 44-7 (CI)	1989 — Bears, 17-14 (S)
1980 — Bengals, 17-14 (S) +		

### Cleveland Browns W-3 L-7 Points: Browns 274, Bears 158

1951 — Browns, 42-21 (CL)	1967 — Browns, 24-0 (CL)	1986 — Bears, 41-31 (S)
1954 — Browns, 39-10 (W)	1969 — Browns, 28-24 (W)	1989 — Browns, 27-7 (CL)
1960 — Browns, 42-0 (CL)	1972 — Bears, 17-0 (CL)	
1961 — Bears, 17-14 (W)	1980 — Browns, 27-21 (CL)	

### Dallas Cowboys W-6 L-8 Points: Cowboys 279, Bears 260

1960 — Bears, 17-7 (W)	1973 — Cowboys, 20-17 (S)	1984 — Cowboys, 23-14 (S)
1962 — Bears, 34-33 (DA)	1976 — Cowboys, 31-21 (TX)	1985 — Bears, 44-0 (TX)
1964 — Cowboys, 24-10 (W)	1977 — Cowboys, 37-7 (TX) WC	1986 — Bears, 24-10 (TX)
1968 — Cowboys, 34-3 (W)	1979 — Cowboys, 24-20 (TX)	1988 — Bears, 17-7 (S)
1971 — Bears, 23-19 (S)	1981 — Cowboys, 10-9 (TX)	

### Denver Broncos W-4 L-4 Points: Bears 179, Broncos 133

1971 — Broncos, 6-3 (DN)	1978 — Broncos, 16-7 (DN)	1984 — Bears, 27-0 (S)
1973 — Bears, 33-14 (DN)	1981 — Bears, 35-24 (S)	1987 — Broncos, 31-29 (DN)
1976 — Broncos, 28-14 (S)	1983 — Bears, 31-14 (S)	1990 — Bears, 16-13 (DN) +





1948 — Bears, 45-7 (GB) Bears, 7-6 (W)	1963 — Bears, 10-3 (GB) Bears, 26-7 (W)	1978 — Packers, 24-14 (LM) Bears, 14-0 (S)
1949 — Bears, 17-0 (GB) Bears, 24-3 (W)	1964 — Packers, 23-12 (GB) Packers, 17-3 (W)	1979 — Bears, 6-3 (S) Bears, 15-14 (LM)
1950 — Packers, 31-21 (GB) Bears, 28-14 (W)	1965 — Packers, 23-14 (LM) Bears, 31-10 (W)	1980 — Packers, 12-6 (LM) + Bears, 61-7 (S)
1951 — Bears, 31-20 (GB) Bears, 24-13 (W)	1966 — Packers, 17-0 (W) Packers, 13-6 (LM)	1981 — Packers, 16-9 (S) Packers, 21-17 (LM)
1952 — Bears, 24-14 (GB) Packers, 41-28 (W)	1967 — Packers, 13-10 (LM) Packers, 17-13 (W)	1983 — Packers, 31-28 (LM) Bears, 23-21 (S)
1953 — Bears, 17-13 (GB) Tie, 21-21 (W)	1968 — Bears, 13-10 (LM) Packers, 28-27 (W)	1984 — Bears, 9-7 (LM) Packers, 20-14 (S)
1954 — Bears, 10-3 (GB) Bears, 28-23 (W)	1969 — Packers, 17-0 (LM) Packers, 21-3 (W)	1985 — Bears, 23-7 (S) Bears, 16-10 (LM)
1955 — Packers, 24-3 (GB) Bears, 52-31 (W)	1970 — Packers, 20-19 (LM) Bears, 35-17 (W)	1986 — Bears, 25-12 (LM) Bears, 12-10 (S)
1956 — Bears, 37-21 (GB) Bears, 38-14 (W)	1971 — Packers, 17-14 (S) Packers, 31-10 (LM)	1987 — Bears, 26-24 (LM) Bears, 23-10 (S)
1957 — Packers, 21-17 (GB) Bears, 21-14 (W)	1972 — Packers, 20-17 (LM) Packers, 23-17 (S)	1988 — Bears, 24-6 (LM) Bears, 16-0 (S)
1958 — Bears, 34-20 (GB) Bears, 24-10 (W)	1973 — Bears, 31-17 (LM) Packers, 21-0 (S)	1989 — Packers, 14-13 (LM) Packers, 40-28 (S)
1959 — Packers, 9-6 (GB) Bears, 28-17 (W)	1974 — Bears, 10-9 (S) Packers, 20-3 (ML)	1990 — Bears, 31-13 (LM) Bears, 27-13 (S)
1960 — Bears, 17-14 (GB) Packers, 41-13 (W)	1975 — Bears, 27-14 (S) Packers, 28-7 (LM)	
1961 — Packers, 24-0 (GB) Packers, 31-28 (W)	1976 — Bears, 24-13 (S) Bears, 16-10 (LM)	
1962 — Packers, 49-0 (GB) Packers, 38-7 (W)	1977 — Bears, 26-0 (LM) Bears, 21-10 (S)	

Houston Oilers	W-2	L-3	Points: Oilers 111, Bears 89
1973 — Bears, 35-14 (S)		1980 — Oilers, 10-6 (S)	1989 — Oilers, 33-28 (S)
1977 — Oilers, 47-0 (H)		1986 — Bears, 20-7 (H)	

Indianapolis Colts	W-15	L-21	Points: Colts 753, Bears 731
1953 — Colts, 13-9 (B) Colts, 16-14 (W)		1959 — Bears, 26-21 (B) Colts, 21-7 (W)	1965 — Colts, 26-21 (W) Bears, 13-0 (B)
1954 — Bears, 28-9 (W) Bears, 28-13 (B)		1960 — Colts, 42-7 (B) Colts, 24-40 (W)	1966 — Bears, 27-17 (W) Colts, 21-16 (B)
1955 — Colts, 23-17 (B) Bears, 38-10 (W)		1961 — Bears, 24-10 (W) Bears, 21-20 (B)	1967 — Colts, 24-3 (W) 1968 — Colts, 28-7 (B)
1956 — Colts, 28-21 (B) Bears, 58-27 (W)		1962 — Bears, 35-15 (W) Bears, 57-0 (B)	1969 — Colts, 24-21 (W) 1970 — Colts, 21-20 (B)
1957 — Colts, 21-10 (B) Colts, 29-14 (W)		1963 — Bears, 10-3 (W) Bears, 17-7 (B)	1975 — Colts, 35-7 (S) 1983 — Colts, 22-19 (B) +
1958 — Colts, 51-38 (B) Colts, 17-0 (W)		1964 — Colts, 52-0 (B) Colts, 40-24 (W)	1985 — Bears, 17-10 (S) 1988 — Bears, 17-13 (I)

Kansas City Chiefs	W-3	L-1	Points: Chiefs 108, Bears 92
1973 — Chiefs, 19-7 (KC)		1981 — Bears, 16-13 (KC) +	1990 — Chiefs, 21-10 (S)
1977 — Bears, 28-27 (S)		1987 — Bears, 31-28 (S)	

LA Raiders	W-3	L-3	Points: Bears 123, Raiders 120
1972 — Raiders, 28-21 (O)		1978 — Raiders, 25-19 (S) +	1984 — Bears, 17-6 (S)
1976 — Raiders, 28-27 (S)		1981 — Bears, 23-6 (O)	1987 — Bears, 6-3 (LA) 1990 — Raiders, 24-10 (LA)

<b>LA Rams</b>	<b>W-44</b>	<b>L-29</b>	<b>T-3</b>	<b>Points: Bears 1,764, Rams 1,554</b>
1937 — Bears, 20-2 (CL) Bears, 15-7 (W)		1951 — Rams, 42-17 (W)		1965 — Rams, 30-28 (LA) Bears, 31-6 (W)
1938 — Rams, 14-7 (W) Rams, 23-21 (CL)		1952 — Rams, 31-7 (LA) Rams 40-24 (W)		1966 — Rams, 31-17 (LA) Bears, 17-10 (W)
1939 — Bears, 30-21 (CL) Bears, 35-21 (W)		1953 — Rams, 38-24 (LA) Bears, 24-21 (W)		1967 — Rams, 28-17 (W)
1940 — Bears, 21-14 (CL) Bears, 47-25 (W)		1954 — Rams, 42-38 (LA) Bears, 24-13 (W)		1968 — Bears, 17-16 (LA)
1941 — Bears, 48-21 (CL) Bears, 31-13 (W)		1955 — Bears, 31-20 (LA) Bears, 24-3 (W)		1969 — Rams, 9-7 (W)
1942 — Bears, 21-7 (CL) Bears, 47-0 (W)		1956 — Bears, 35-24 (LA) Bears, 30-21 (W)		1971 — Rams, 17-3 (LA)
1944 — Rams, 19-7 (CL) Bears, 28-21 (W)		1957 — Bears, 34-26 (W) Bears, 16-10 (LA)		1972 — Tie, 13-13 (S)
1945 — Rams, 17-0 (CL) Rams, 41-21 (W)		1958 — Bears, 31-10 (W) Rams, 41-35 (LA)		1973 — Rams, 26-0 (S)
1946 — Tie, 28-28 (W) Bears, 27-21 (LA)		1959 — Rams, 28-21 (W) Bears, 26-21 (LA)		1975 — Rams, 38-10 (LA)
1947 — Bears, 41-21 (LA) Rams, 17-14 (W)		1960 — Bears, 34-27 (W) Tie, 24-24 (LA)		1976 — Rams, 20-12 (LA)
1948 — Bears, 42-21 (W) Bears, 21-6 (LA)		1961 — Bears, 21-17 (LA) Bears, 28-24 (W)		1977 — Bears, 24-23 (S)
1949 — Rams, 31-16 (W) Rams, 27-24 (LA)		1962 — Bears, 27-23 (LA) Bears, 30-14 (W)		1979 — Bears, 27-23 (S)
1950 — Bears, 24-20 (LA) Bears 24-14 (W) <b>Rams, 24-14 (LA) CC</b>		1963 — Bears, 52-14 (LA) Bears, 6-0 (W)		1981 — Rams, 24-7 (S)
		1964 — Bears, 38-17 (W) Bears, 34-24 (LA)		1982 — Bears, 34-26 (AN)
				1983 — Rams, 21-14 (AN)
				1984 — Rams, 29-13 (AN)
				<b>1985 — Bears, 24-0 (S) CC</b>
				1986 — Rams, 20-17 (S)
				1988 — Rams, 23-3 (AN)
				1989 — Bears, 20-10 (S)

<b>Miami Dolphins</b>	<b>W-1</b>	<b>L-4</b>	<b>Points: Dolphins 156, Bears 90</b>
1971 — Dolphins, 34-3 (MI)		1979 — Dolphins, 31-16 (MI)	1988 — Bears, 34-7 (S)
1975 — Dolphins, 46-13 (S)		1985 — Dolphins, 38-24 (MI)	

<b>Minnesota Vikings</b>	<b>W-27</b>	<b>L-30</b>	<b>T-2</b>	<b>Points: Vikings 1,166, Bears 1,103</b>
1961 — Vikings, 37-13 (MN) Bears, 52-35 (W)		1971 — Bears, 20-17 (MN) Vikings, 27-10 (S)		1981 — Vikings, 24-21 (MN) Bears, 10-9 (S)
1962 — Bears, 13-0 (MN) Bears, 31-30 (W)		1972 — Bears, 13-10 (S) Vikings, 23-10 (MN)		1982 — Vikings, 35-7 (M)
1963 — Bears, 28-7 (MN) Tie 17-17 (W)		1973 — Vikings, 22-13 (S) Vikings, 31-13 (MN)		1983 — Vikings, 23-14 (S) Bears 19-13 (M)
1964 — Bears, 34-28 (MN) Vikings, 41-14 (W)		1974 — Vikings, 11-7 (MN) Vikings, 17-0 (S)		1984 — Bears, 16-7 (S) Bears 34-3 (M)
1965 — Bears, 45-37 (MN) Vikings, 24-17 (W)		1975 — Vikings, 28-3 (MN) Vikings, 13-9 (S)		1985 — Bears, 33-24 (M) Bears, 27-9 (S)
1966 — Bears, 13-10 (MN) Bears, 41-28 (W)		1976 — Vikings, 20-19 (MN) Bears, 14-13 (S)		1986 — Bears, 23-0 (S) Vikings, 23-7 (M)
1967 — Bears, 17-7 (MN) Tie, 10-10 (W)		1977 — Vikings, 22-16 (MN) + Bears, 10-7 (S)		1987 — Bears, 27-7 (S) Bears, 30-24 (M)
1968 — Bears, 27-17 (MN) Bears, 26-24 (W)		1978 — Vikings, 24-20 (S) Vikings, 17-14 (MN)		1988 — Vikings, 31-7 (S) Vikings, 28-27 (M)
1969 — Vikings, 31-0 (W) Vikings, 31-14 (MN)		1979 — Bears, 26-7 (S) Vikings, 30-27 (MN)		1989 — Bears, 38-7 (S) Vikings, 27-16 (M)
1970 — Vikings 24-0 (W) Vikings, 16-13 (MN)		1980 — Vikings, 34-14 (S) Vikings, 13-7 (MN)		1990 — Bears, 19-16 (S) Vikings, 41-13 (M)

<b>New England Patriots</b>	<b>W-3</b>	<b>L-3</b>	<b>Points: Bears 116, Patriots 100</b>
1973 — Patriots, 13-10 (S)		1985 — Bears, 20-7 (S)	1988 — Patriots, 30-7 (NE)
1979 — Patriots, 27-7 (S)		<b>Bears, 46-10 (NO) SB</b>	
1982 — Bears, 26-13 (S)			



New Orleans Saints		W-8	L-5	Points: Bears 294, Saints 203
1968 — Bears, 23-17 (TL)		1975 — Bears, 42-17 (NO)		1983 — Saints, 34-31 (NO) +
1970 — Bears 24-3 (TL)		1977 — Saints, 42-24 (S)		1984 — Bears, 20-7 (S)
1971 — Bears, 35-14 (S)		1980 — Bears, 22-3 (S)		1987 — Saints, 19-17 (S)
1973 — Saints, 21-16 (NO)		1982 — Saints, 10-0 (S)		1990 — Bears, 16-6 (S) WCR
1974 — Bears, 24-10 (S)				

New York Giants		W-28	L-17	T-2	Points: Bears 795, Giants 624
1925 — Bears, 19-7 (PG) Giants, 9-0 (W)		1933 — Bears, 14-10 (W) Giants, 3-0 (PG)			1948 — Bears, 35-14 (W) 1949 — Giants, 35-28 (PG)
1926 — Bears, 7-0 (W)		<b>Bears, 23-21 (W) NFL</b>			1956 — Tie, 17-17 (NY)
1927 — Giants, 13-7 (PG)		1934 — Bears, 27-7 (W) Bears, 10-9 (PG)			<b>Giants, 47-7 (NY) NFL</b> 1962 — Bears, 26-24 (W)
1928 — Bears, 13-0 (W)		<b>Giants, 30-13 (PG) NFL</b>			<b>1963 — Bears, 14-10 (W) NFL</b>
1929 — Giants, 26-14 (W) Giants, 34-0 (PG) Giants, 14-9 (W)		1935 — Bears, 20-3 (PG) Giants, 3-0 (W)			1965 — Bears, 35-14 (NY) 1967 — Bears, 34-7 (W)
1930 — Giants, 12-0 (W) Bears, 12-0 (PG)		1936 — Bears, 25-7 (PG) 1937 — Tie, 3-3 (PG)			1969 — Giants, 28-24 (NY) 1970 — Bears, 24-16 (NY)
1931 — Bears, 6-0 (W) Bears, 12-6 (PG) Giants, 25-6 (W)		1939 — Giants, 16-13 (PG) 1940 — Bears, 37-21 (PG) <b>1941 — Bears, 37-9 (W) NFL</b>			1974 — Bears, 16-13 (S) 1977 — Bears, 12-9 (NJ) + <b>1985 — Bears, 21-0 (S) DP</b>
1932 — Bears, 28-8 (PG) Bears, 6-0 (W)		1942 — Bears, 26-7 (PG) 1943 — Bears, 56-7 (PG) 1946 — Giants, 14-0 (PG) <b>Bears, 24-14 (PG) NFL</b>			1987 — Bears, 34-19 (S) <b>1990 — Giants, 31-3 (NJ) DP</b>

New York Jets		W-2	L-1	Points: Bears 63, Jets 42
1974 — Jets, 23-21 (S)		1979 — Bears, 23-13 (S)		1985 — Bears, 19-6 (NJ)

Philadelphia Eagles		W-24	L-4	T-1	Points: Bears 700, Eagles 332
1933 — Tie, 3-3 (BK)		1947 — Bears, 40-7 (W)			1980 — Eagles, 17-14 (V)
1935 — Bears, 39-0 (BK)		1948 — Eagles, 12-7 (SH)			1983 — Bears, 7-6 (V)
1936 — Bears, 17-0 (PH) Bears, 28-7 (PH)		1949 — Bears, 38-21 (W) 1955 — Bears, 17-10 (W)			Bears, 17-14 (S) 1986 — Bears, 13-10 (S) +
1938 — Bears, 28-6 (PH)		1961 — Eagles, 16-14 (FR)			1987 — Bears, 35-3, (V)
1939 — Bears, 27-14 (W)		1963 — Bears, 16-7 (W)			<b>1988 — Bears, 20-12 (S) DP</b>
1941 — Bears, 49-14 (SH)		1968 — Bears, 29-16 (FR)			1989 — Bears, 27-13 (S)
1942 — Bears, 45-14 (W)		1970 — Bears, 20-16 (DS)			
1943 — Bears, 48-21 (W)		1972 — Bears, 21-12 (V)			
1944 — Bears, 28-7 (FB)		1975 — Bears, 15-13 (S)			
1946 — Bears, 21-14 (W)		<b>1979 — Eagles, 27-17 (V) WC</b>			

Phoenix Cardinals		W-53	L-25	T-6	Points: Bears 1,631, Cardinals 993
-------------------	--	------	------	-----	------------------------------------

For several years the Bears and Cardinals shared Wrigley Field and Comiskey Park.  
 "H" designates the Bears as the home team; "V" designates the Bears as visitors.

1920 — Cardinals, 7-6 (H,NP) Staleys, 10-0 (V,W)		1928 — Bears, 15-0 (V,NP) Bears, 34-0 (H,W)			1935 — Tie, 7-7 (H,W) Bears, 13-0 (V,W)
1921 — Tie, 0-0 (V,W)		1929 — Tie, 0-0 (H,W)			1936 — Bears, 7-3 (H,W) Cardinals, 14-7 (V,W)
1922 — Cardinals, 6-0 (V,CM) Cardinals, 9-0 (H,CM)		1930 — Bears, 32-6 (V,CM) Bears, 6-0 (H,W)			1937 — Bears, 16-7 (H,W) Bears, 42-28 (V,W)
1923 — Bears, 3-0 (H,W)		1931 — Bears, 26-13 (H,W) Bears, 18-7 (V,W)			1938 — Bears, 16-13 (V,S) Bears, 34-28 (H,W)
1924 — Bears, 6-0 (H,W) Bears, 21-0 (V,CM)		1932 — Tie, 0-0 (H,W) Bears, 34-0 (V,W)			1939 — Bears, 44-7 (H,W) Bears, 16-13 (V,CM)
1925 — Cardinals, 9-0 (V,CM) Tie, 0-0 (H,W)		1933 — Bears, 12-9 (V,W) Bears, 22-6 (H,W)			1940 — Cardinals, 21-7 (V,CM) Bears, 31-23 (H,W)
1926 — Bears, 16-0 (V,W) Bears, 10-0 (H,S) Tie, 0-0 (H,W)		1934 — Bears, 20-0 (H,W) Bears, 17-6 (H,W)			1941 — Bears, 53-7 (H,W) Bears, 34-24 (V,CM)
1927 — Bears, 9-0 (V,NP) Cardinals, 3-0 (H,W)					

1942 — Bears, 41-14 (H,W) Bears, 21-7 (V,CM)	1949 — Bears, 17-7 (V,CM) Bears, 52-2 (H,W)	1959 — Bears, 31-7 (V,S) 1965 — Bears, 34-13 (W)
1943 — Bears, 20-0 (H,W) Bears, 35-24 (V,CM)	1950 — Bears, 27-6 (H,W) Cardinals, 20-10 (V,CM)	1966 — Cardinals, 24-17 (SL) 1967 — Bears, 30-3 (W)
1944 — Bears, 34-7 (H,W) Bears, 49-7 (V,CM)	1951 — Cardinals, 28-14 (V,CM) Cardinals, 24-14 (H,W)	1969 — Cardinals, 20-17 (SL) 1972 — Bears, 27-10 (SL)
1945 — Cardinals, 16-7 (H,W) Bears, 28-20 (V,CM)	1952 — Cardinals, 21-10 (V,CM) Bears, 10-7 (H,W)	1975 — Cardinals, 34-20 (S) 1977 — Cardinals, 16-13 (SL)
1946 — Bears, 34-17 (V,CM) Cardinals, 35-28 (H,W)	1953 — Cardinals, 24-17 (H,W) 1954 — Bears, 29-7 (V,CM)	1978 — Bears, 17-10 (S) 1979 — Bears, 42-6 (S)
1947 — Cardinals, 31-7 (V,CM) Cardinals, 30-21 (H,W)	1955 — Cardinals, 53-14 (V,CM) 1956 — Bears, 10-3 (H,W)	1982 — Cardinals, 10-7 (S) 1984 — Cardinals, 38-21 (SL)
1948 — Bears, 28-17 (V,CM) Cardinals, 24-21 (H,W)	1957 — Bears, 14-6 (V,CM) 1958 — Bears, 30-14 (H,W)	1990 — Bears, 31-21 (TM)

<b>Pittsburgh Steelers</b>	<b>W-15</b>	<b>L-4</b>	<b>T-1</b>	<b>Points: Bears 445, Steelers 271</b>
----------------------------	-------------	------------	------------	--

1934 — Bears, 28-0 (PI)	1947 — Bears, 49-7 (W)	1975 — Steelers, 34-3 (TR)
1935 — Bears, 23-7 (PI)	1949 — Bears, 30-21 (W)	1980 — Steelers, 38-3 (TR)
1936 — Bears, 27-9 (PI) Bears, 26-6 (W)	1958 — Steelers, 24-10 (PI)	1986 — Bears, 13-10 (S) +
1937 — Bears, 7-0 (PI)	1959 — Bears, 27-21 (W)	1989 — Bears, 20-0 (TR)
1939 — Bears, 32-0 (PI)	1963 — Tie, 17-17 (PI)	
1941 — Bears, 34-7 (W)	1967 — Steelers, 41-13 (PI)	
1945 — Bears, 28-7 (PI)	1969 — Bears, 38-7 (W)	
	1971 — Bears, 17-15 (S)	

<b>San Diego Chargers</b>	<b>W-1</b>	<b>L-4</b>	<b>Points: Chargers 125, Bears 62</b>
---------------------------	------------	------------	---------------------------------------

1970 — Chargers, 20-7 (W)	1978 — Chargers, 40-7 (SD)	1984 — Chargers, 20-7 (SD)
1974 — Chargers, 28-21 (SD)	1981 — Bears, 20-17 (S) +	

<b>San Francisco 49ers</b>	<b>W-25</b>	<b>L-26</b>	<b>T-1</b>	<b>Points: 49ers 1,147, Bears 1,052</b>
----------------------------	-------------	-------------	------------	---

1950 — Bears, 32-20 (KZ) Bears, 17-0 (W)	1960 — Bears, 27-10 (W) 49ers, 25-7 (KZ)	1972 — 49ers, 34-21 (S)
1951 — Bears, 13-7 (W)	1961 — Bears, 31-0 (W) 49ers, 41-31 (KZ)	1974 — 49ers, 34-0 (S)
1952 — 49ers, 40-16 (W) Bears, 20-17 (KZ)	1962 — Bears, 30-14 (KZ) 49ers, 34-27 (W)	1975 — 49ers, 31-3 (SF)
1953 — 49ers, 35-28 (W) 49ers, 24-14 (KZ)	1963 — 49ers, 20-14 (KZ) Bears, 27-7 (W)	1976 — Bears, 19-12 (SF)
1954 — 49ers, 31-24 (W) Bears, 31-27 (KZ)	1964 — 49ers, 31-21 (KZ) Bears, 23-21 (W)	1978 — Bears, 16-13 (SF)
1955 — 49ers, 20-19 (W) Bears, 34-23 (KZ)	1965 — 49ers, 52-24 (KZ) Bears, 61-20 (W)	1979 — Bears, 28-27 (SF)
1956 — Bears, 31-7 (W) Bears, 38-21 (KZ)	1966 — Tie 30-30 (W) 49ers, 41-14 (KZ)	1981 — 49ers, 28-17 (SF)
1957 — 49ers, 21-17 (W) 49ers, 21-17 (KZ)	1967 — Bears, 28-14 (KZ)	1983 — Bears, 13-3 (S)
1958 — Bears, 28-6 (W) Bears, 27-14 (KZ)	1968 — Bears, 27-19 (W)	<b>1984 — 49ers, 23-0 (SF) CC</b>
1959 — 49ers, 20-17 (KZ) Bears, 14-3 (W)	1969 — 49ers, 42-21 (KZ)	1985 — Bears, 26-10 (SF)
	1970 — 49ers, 37-16 (W)	1987 — 49ers, 41-0 (SF)
	1971 — 49ers, 13-0 (SF)	1988 — Bears, 10-9 (S)
		<b>49ers, 28-3 (S) CC</b>
		1989 — 49ers, 26-0 (SF)

<b>Seattle Seahawks</b>	<b>W-2</b>	<b>L-4</b>	<b>Points: Seahawks, 130, Bears, 124</b>
-------------------------	------------	------------	--

1976 — Bears, 34-7 (SE)	1982 — Seahawks, 20-14 (SE)	1987 — Seahawks, 34-21 (S)
1978 — Seahawks, 31-29 (S)	1984 — Seahawks, 38-9 (SE)	1990 — Bears, 17-0 (S)

Tampa Bay Buccaneers		W-20	L-6	Points: Bears, 647, Bucs 374
1977 — Bears, 10-0 (TB)		1982 — Buccaneers, 26-23 (TB) +		1987 — Bears, 20-3 (S)
1978 — Buccaneers, 33-19 (TB)		1983 — Bears, 17-10 (S)		Bears, 27-26 (TB)
Bears, 14-3 (S)		Bears, 27-0 (TB)		1988 — Bears 28-10 (S)
1979 — Buccaneers, 17-13 (S)		1984 — Bears, 34-14 (S)		Bears 27-15 (TB)
Bears, 14-0 (TB)		Bears, 44-9 (TB)		1989 — Buccaneers, 42-35 (TB)
1980 — Bears, 23-0 (S)		1985 — Bears, 38-28 (S)		Buccaneers, 32-31 (S)
Bears, 14-13 (TB)		Bears, 27-19 (TB)		1990 — Bears, 26-6 (TB)
1981 — Bears, 28-17 (S)		1986 — Bears, 23-3 (TB)		Bears, 27-14 (S)
Buccaneers, 20-10 (TB)		Bears, 48-14 (S)		

Washington Redskins		W-21	L-15	T-1	Points: Bears 853, Redskins 613
1932 — Tie 7-7 (BO)		1943 — Redskins, 21-7 (WA)		1974 — Redskins, 42-0 (DC)	
1933 — Bears, 7-0 (W)		<b>Bears, 41-21 (W) NFL</b>		1976 — Bears, 33-7 (S)	
Redskins, 10-0 (W)		1945 — Redskins, 28-21 (WA)		1978 — Bears, 14-10 (DC)	
1934 — Bears, 21-0 (BO)		1946 — Bears, 24-20 (W)		1980 — Bears, 35-21 (S)	
1935 — Bears, 30-14 (BO)		1947 — Bears, 56-20 (WA)		1981 — Redskins, 24-7 (S)	
1936 — Bears, 26-0 (BO)		1948 — Bears, 48-13 (W)		<b>1984 — Bears, 23-19 (DC) DP</b>	
<b>1937 — Redskins, 28-21 (W) NFL</b>		1949 — Bears, 31-21 (WA)		1985 — Bears, 45-10 (S)	
1938 — Bears, 31-7 (W)		1951 — Bears, 27-0 (WA)		<b>1986 — Redskins, 27-13 (S) DP</b>	
1940 — Redskins, 7-3 (WA)		1953 — Bears, 27-24 (WA)		<b>1987 — Redskins, 21-17 (S) DP</b>	
<b>Bears 73-0 (WA) NFL</b>		1957 — Redskins, 14-3 (W)		1988 — Bears, 34-14 (DC)	
1941 — Bears, 35-21 (W)		1964 — Redskins, 27-20 (DC)		1989 — Redskins, 38-14 (DC)	
<b>1942 — Redskins, 14-6 (WA) NFL</b>		1968 — Redskins, 38-28 (W)		1990 — Redskins, 10-9 (DC)	
		1971 — Bears, 16-15 (S)			



## TEAM-BY-TEAM SUMMARY

EXTINCT TEAMS	Road	Home	Total
Akron Pros		2-0	2-0
Akron Indians		1-0-1	1-0-1
Boston Yanks	2-0	1-0	3-0
Brooklyn Dodgers	5-0	5-0-1	10-0-1
Buffalo All-Americans		3-1	3-1
Buffalo Bisons	1-0	0-1	1-1
Canton Bulldogs		2-2	2-2
Champaign**	1-0		1-0
Chicago Tigers	2-0		2-0
Cincinnati Reds	1-0	1-0	2-0
Cleveland Bulldogs	0-1	2-0	2-1
Cleveland Indians		2-0	2-0
Columbus Tigers		2-0	2-0
Dallas Texans	0-1	1-0	1-1
Dayton Triangles		4-0	4-0
Detroit Panthers	1-1	1-0-1	2-1-1
Detroit Tigers		1-0	1-0
Detroit Wolverines		0-2	0-2
Duluth Eskimos		2-0	2-0
Frankford Yellowjackets	2-3-1	5-1-1	7-4-2
Hammond Pros		3-0	3-0
Kewanee**		1-0	1-0
Louisville Colonels		1-0	1-0
Milwaukee Badgers	1-0	2-0-1	3-0-1
Minneapolis Marines	3-0		3-0
Minneapolis Redjackets	1-0	2-0	3-0
Moline Indians**		1-0	1-0
New York Yankees	1-2	4-0	5-2



Oornag Indians		2-0	2-0
Pottsville Maroons		3-0	3-0
Providence Steam Rollers	0-1	0-0-1	0-1-1
Racine Legion	1-0	1-0-2	2-0-2
Rochester Jeffersons		2-0	2-0
Rock Island Independants	2-1-3	6-0-1	8-1-4
Rockford**	1-0		1-0
Staten Island Stapletons	1-0-1		1-0-1
Toledo Maroons		1-0	1-0
Waukegan**		1-0	1-0

ACTIVE TEAMS	Regular Season		Post-season		Overall
	Road	Home	Road	Home	
Atlanta Falcons	3-4	4-5			7-9
<b>Buffalo Bills</b>	<b>1-1</b>	<b>2-0</b>			<b>3-1</b>
Cincinnati Bengals	1-0	1-2			2-2
Cleveland Browns	1-5	2-2			3-7
Dallas Cowboys	3-3	3-4	0-1		6-8
Denver Broncos	2-3	3-1			5-4
<b>Detroit Lions</b>	<b>31-26</b>	<b>35-18-3</b>			<b>71-46-5</b>
Portsmouth Spartans	2-2-1	2-0-1		1-0	
<b>Green Bay Packers</b>	<b>32-30-4</b>	<b>45-27-2</b>		<b>1-0</b>	<b>78-57-6</b>
Houston Oilers	1-1	1-2			2-3
<b>Indianapolis Colts</b>	<b>1-0</b>	<b>1-0</b>			<b>15-21</b>
Baltimore Colts	6-11	7-10			
Kansas City Chiefs	1-1	2-1			3-2
Los Angeles Raiders	1-1	1-0			3-4
Oakland Raiders	1-1	0-2			
Los Angeles Rams	14-13-1	19-10-2	0-1	1-0	45-29-3
Cleveland Rams	5-3	6-2			
<b>Miami Dolphins</b>	<b>0-3</b>	<b>1-1</b>			<b>1-4</b>
<b>Minnesota Vikings</b>	<b>12-18</b>	<b>15-12-2</b>			<b>27-30-2</b>
New England Patriots	0-1	2-2		1-0*	3-3
<b>New Orleans Saints</b>	<b>3-2</b>	<b>4-3</b>		<b>1-0</b>	<b>8-5</b>
<b>New York Giants</b>	<b>11-7-2</b>	<b>12-7</b>	<b>1-3</b>	<b>4-0</b>	<b>28-17-2</b>
<b>New York Jets</b>	<b>1-0</b>	<b>1-1</b>			<b>2-1</b>
Philadelphia Eagles	10-3-1	13-0	0-1	1-0	24-4-1
Phoenix Cardinals	1-0				53-25-12
Chicago Cardinals	16-11-1	29-8-5			
Cardinals-Pittsburgh	1-0	1-0			
St. Louis Cardinals	1-4	4-2			
Pittsburgh Steelers	3-4-1	8-0			17-4-1
Pittsburgh Pirates	3-0	1-0			
Cardinals-Pittsburgh	1-0	1-0			
San Diego Chargers	0-3	1-1			1-4
<b>San Francisco 49ers</b>	<b>12-15</b>	<b>13-9-1</b>	<b>0-1</b>	<b>0-1</b>	<b>25-26-1</b>
Seattle Seahawks	1-2	1-2			2-4
<b>Tampa Bay Buccaneers</b>	<b>10-4</b>	<b>10-2</b>			<b>20-6</b>
<b>Washington Redskins</b>	<b>6-7</b>	<b>8-3</b>	<b>2-1</b>	<b>1-3</b>	<b>21-15-1</b>
Boston Redskins	3-1-1	1-0			
<b>TOTAL</b>	<b>226-200-17</b>	<b>324-146-25</b>	<b>3-8</b>	<b>11-4</b>	<b>564-358-42</b>

Note: The Cardinals and Pirates merged in 1944, but the games are officially recorded under both teams.

\* Bears were designated as home team, but game was at neutral site.

\*\* Semi-pro team.

**1990 opponents in blue.**



## BEARS' PLAYOFF HISTORY

Date	Game	Winner	Loser	Score	Site
Jan. 13, 1991	Second Round	BEARS	NY Giants	31- 3	Giants Stadium
Jan. 6, 1991	First Round	BEARS	New Orleans	16- 6	Soldier Field
Jan. 8, 1989	Conf. Championship	San Francisco	BEARS	28- 3	Soldier Field
Dec. 31, 1988	NFC Divisional	BEARS	Philadelphia	20-12	Soldier Field
Jan. 10, 1988	NFC Divisional	Washington	BEARS	21-17	Soldier Field
Jan. 3, 1987	NFC Divisional	Washington	BEARS	27-13	Soldier Field
Jan. 26, 1986	Super Bowl XX	BEARS	New England	46-10	LA Superdome
Jan. 12, 1986	Conf. Championship	BEARS	LA Rams	24- 0	Soldier Field
Jan. 5, 1986	NFC Divisional	BEARS	NY Giants	21- 0	Soldier Field
Jan. 6, 1985	NFC Title	San Francisco	BEARS	23- 0	Candlestick Park
Dec. 30, 1984	NFC Divisional	BEARS	Washington	23-19	RFK Memorial
Dec. 23, 1979	NFC Wild Card	Philadelphia	BEARS	27-17	Veterans Stadium
Dec. 26, 1977	NFC Divisional	Dallas	BEARS	37- 7	Texas Stadium
Dec. 29, 1963	NFL Championship	BEARS	NY Giants	14-10	Wrigley Field
Dec. 30, 1956	NFL Championship	NY Giants	BEARS	47- 7	Yankee Stadium
Dec. 17, 1950	Conf. Championship	LA Rams	BEARS	24-14	LA Coliseum
Dec. 15, 1946	NFL Championship	BEARS	NY Giants	24-14	Polo Grounds
Dec. 26, 1943	NFL Championship	BEARS	Washington	41-21	Wrigley Field
Dec. 13, 1942	NFL Championship	Washington	BEARS	14- 6	Griffith Stadium
Dec. 21, 1941	NFL Championship	BEARS	NY Giants	37- 9	Wrigley Field
Dec. 14, 1941	Conf. Championship	BEARS	Green Bay	33-14	Wrigley Field
Dec. 8, 1940	NFL Championship	BEARS	Washington	73- 0	Griffith Stadium
Dec. 12, 1937	NFL Championship	Washington	BEARS	28-21	Wrigley Field
Dec. 9, 1934	NFL Championship	NY Giants	BEARS	30-13	Polo Grounds
Dec. 17, 1933	NFL Championship	BEARS	NY Giants	23-21	Wrigley Field
Dec. 18, 1932	NFL Championship	BEARS	Portsmouth	9- 0	Chicago Stadium
1921	(No post-season game played)				

Playoff record: 14-12 (.520)

Record at home: 10-4 (.714)

NFL Championship game record: 8-4 (.667)

**9 World Championships:** 1921, 1932, 1933, 1940, 1941, 1943, 1946, 1963, 1985.

Bears vs.:	Opponent	Record	Points
	New Orleans	1-0	1,000
	New England	1-0	1,000
	Green Bay	1-0	1,000
	Portsmouth	1-0	1,000
	NY Giants	5-3	.625
	LA Rams	1-1	.500
	Philadelphia	1-1	.500
	Washington	3-4	.429
	Dallas	0-1	.000
	San Francisco	0-2	.000

## ALL WRAPPED UP

The Bears have won the NFC Central Division six of the past seven seasons. They have clinched four times against a division opponent and four times in Week 13. A list of the Bears' clinchings follows:

Date	Week	Opponent	Site	Score
Dec. 2, 1990	13	Lions	Soldier Field	23-17 (OT)
Dec. 11, 1988	15	Lions	Soldier Field	13-12
Dec. 6, 1987	13	Vikings	Metrodome	30-24
Nov. 30, 1986	13	Steelers	Soldier Field	13-10
Nov. 17, 1985	11	Cowboys	Dallas	44- 0
Nov. 25, 1984	13	Vikings	Metrodome	34- 3



# BEARS' PLAYOFF SUMMARIES

## 1988 NFC CHAMPIONSHIP 49ERS 28, BEARS 3 Soldier Field (64,830) January 8, 1989

SAN FRANCISCO	7	7	7	7	— 28
BEARS	0	3	0	0	— 3

**49ERS** — Rice, 61-yard pass from Montana (Cofer kick), (3 plays, 62 yards). **49ERS** — Rice, 27-yard pass from Montana (Cofer kick), (7, 64). **BEARS** — Butler, 25-yard field goal (9, 46). **49ERS** — Frank, 5-yard pass from Montana (Cofer kick), (13, 78). **49ERS** — Rathman, 4-yard run (Cofer kick), (12, 70).

Team Statistics	49ers	Bears
First Downs	21	15
Total Net Yards	406	267
Rushes-Net Yards	37-138	25-91
Net Passing	268	176
Passes (Att-Com)	27-17	41-20
Had Intercepted	0	1
Punts-Average	6-34.5	7-31.4
Return Yardage	60	90
Penalties-Yards	0-0	3-35
Fumbles-Lost	1-1	2-1
Sacks-Yards	2-20	0-0
Possession Time	31:03	28:57

### RUSHING

**BEARS** — Anderson 14-59; Sanders 7-22; McMahon 1-9; Suhey 1-3; Muster 1-2; McKinnon 1-(4).

**49ERS** — Craig 18-68; Rathman 10-36; Montana 3-12; Sydney 2-12; Flagler 3-7; Rice 1-3.

### RECEIVING

**BEARS** — Thornton 4-52; McKinnon 4-32; Anderson 5-31; Morris 2-25; Sanders 1-12; Muster 1-9; Suhey 2-8; Gentry 1-7.

**49ERS** — Rice 5-133; Rathman 5-51; Taylor 3-51; Craig 2-33; Frank 2-20.

### PASSING

**BEARS** — McMahon 14-29-121, 1 int.; Tomczak 6-12-55.

**49ERS** — Montana 17-27-288, 3 TDs.

### INTERCEPTIONS

**BEARS** — None

**49ERS** — Fuller 1-0.

### SACKS

**BEARS** — McMichael 1; Harris 1.

**49ERS** — None.

For 1990 playoff summaries, see page 126.

## 1988 NFC DIVISIONAL PLAYOFF BEARS 20, EAGLES 12 Soldier Field (65,534) December 31, 1988

PHILADELPHIA	3	6	3	0	— 12
BEARS	7	10	0	3	— 20

**BEARS** — McKinnon, 64-yard pass from Tomczak (Butler kick), (3 plays, 67 yards). **EAGLES** — Zendejas, 42-yard field goal (6, 6). **EAGLES** — Zendejas, 29-yard field goal (4, 3). **BEARS** — Anderson, 4-yard run (Butler kick), (5, 44). **BEARS** — Butler, 46-yard field goal (5, 66). **EAGLES** — Zendejas, 30-yard field goal (6, 69). **EAGLES** — Zendejas, 35-yard field goal (4, 0). **BEARS** — Butler, 27-yard field goal (10, 70).

Team Statistics	Eagles	Bears
First Downs	22	14
Total Net Yards	430	341
Rushes-Net Yards	16-52	33-164
Net Passing	378	177
Passes (Att-Com)	55-27	23-12
Had Intercepted	3	3
Punts-Average	4-32.5	2-43.0
Return Yardage	128	184
Penalties-Yards	7-60	1-5
Fumbles-Lost	0-0	1-1
Sacks-Yards	4-29	1-8
Possession Time	32:44	27:16

### RUSHING

**BEARS** — Sanders 8-94; Anderson 14-54; Muster 6-12; Gentry 1-6; Suhey 1-0; Tomczak 1-0; McMahon 2-(2).

**EAGLES** — Byars 7-34; Cunningham 3-12; Toney 5-3; Haddix 1-3.

### RECEIVING

**BEARS** — McKinnon 4-108; Morris 1-27; Boso 2-16; Davis 1-11; Gentry 2-9; Sanders 1-8; Anderson 1-6.

**EAGLES** — Jackson 7-142; Byars 9-103; Quick 5-82; Johnson 1-31; Haddix 2-23; Carter 1-17; Toney 2-9.

### PASSING

**BEARS** — Tomczak 10-20-172, 1 TD, 3 int.; McMahon 2-3-13.

**EAGLES** — Cunningham 27-54-407, 3 int.; Carter 0-1-0.

### INTERCEPTIONS

**BEARS** — Jackson 1-51; Douglass 1-47; Pruitt 1-0.

**EAGLES** — Hoage 1-12; Joyner 1-8; Bell 1-4.

### SACKS

**BEARS** — Rivera 1; Harris 1; Smith 1; Hampton 1.

**EAGLES** — White 1.



**1987 NFC DIVISIONAL PLAYOFF****REDSKINS 21, BEARS 17**

Soldier Field (58,153)

January 10, 1988

WASHINGTON	0	14	7	0	— 21
BEARS	7	7	3	0	— 17

**BEARS** — Thomas, 2-yard run (Butler kick), (5 plays, 30 yards). **BEARS** — Morris, 14-yard pass from McMahon (Butler kick), (14, 68).

**REDSKINS** — Rogers, 3-yard run (Haji-Shiekh kick), (7, 72). **REDSKINS** — Didier, 18-yard pass from Williams (Haji-Shiekh kick), (7, 69).

**REDSKINS** — Green, 52-yard punt return (Haji-Shiekh kick), (0, 52). **BEARS** — Butler, 25-yard field goal (7, 62).

Team Statistics	Redskins	Bears
First Downs	17	15
Total Net Yards	272	280
Rushes-Net Yards	29-72	30-110
Net Passing	180	190
Passes (Att-Com)	29-14	29-15
Had Intercepted	1	3
Punts-Average	4-42.3	4-36.3
Return Yardage	144	115
Penalties-Yards	3-20	5-50
Fumbles-Lost	1-1	1-0
Sacks-Yards	5-27	1-7
Possession Time	27:03	32:57

**RUSHING**

**BEARS** — Payton 18-85; Suhey 4-8; Gentry 2-5; McMahon 2-5; Sanders 2-4; Thomas 2-3.

**REDSKINS** — Smith 16-66; Rogers 6-13; Bryant 3-8; Williams 2-1; Clark 1(-6); Schroeder 1(-8).

**RECEIVING**

**BEARS** — Morris 2-47; Gault 1-44; Gentry 3-43; Payton 3-20; Boso 3-19; McKinnon 1-16; Suhey 1-6; Sanders 1-2.

**REDSKINS** — Sanders 6-92; Clark 4-56; Didier 2-32; Warren 1-16; Rogers 1-11.

**PASSING**

**BEARS** — McMahon 15-29-197; 1 TD, 3 int.  
**REDSKINS** — Williams 14-29-207; 1 TD, 1 int.

**INTERCEPTIONS**

**BEARS** — Richardson 1-0.

**REDSKINS** — Davis 1-23; Wilburn 1-0; Woodbury 1-0.

**SACKS**

**BEARS** — Dent 1.

**REDSKINS** — Mann 3; Hamilton 1; Koch .5; Grant .5.

**1986 NFC DIVISIONAL PLAYOFF****REDSKINS 27, BEARS 13**

Soldier Field (65,141)

January 3, 1987

WASHINGTON	7	0	7	13	— 27
BEARS	0	13	0	0	— 13

**REDSKINS** — Monk, 28-yd. pass from Schroeder (Atkinson kick), (9 plays, 69 yards).

**BEARS** — Gault, 50-yd. pass from Flutie (Butler kick), (5, 75). **BEARS** — Butler, 23-yd. field goal, (4, -1). **BEARS** — Butler, 41-yd. field goal, (8, 33).

**REDSKINS** — Monk, 23-yd. pass from Schroeder (Atkinson kick), (3, 26). **REDSKINS** — Rogers, 1-yd. run (Atkinson kick), (11, 83).

**REDSKINS** — Atkinson, 35-yd. field goal, (8, 46). **REDSKINS** — Atkinson, 25-yd. field goal, (4 -4).

Team Statistics	Redskins	Bears
First Downs	19	14
Total Net Yards	302	220
Rushes-Net Yards	39-134	24-93
Net Passing	168	127
Passes (Att-Com)	32-15	31-11
Had Intercepted	1	2
Punts-Average	7-39.3	5-40.6
Return Yardage	126	29.6
Penalties-Yards	8-65	4-42
Fumbles-Lost	2-0	3-2
Sacks-Yards	1-7	2-16
Possession Time	33:44	26:16

**RUSHING**

**BEARS** — Payton 14-38; Thomas 3-18; Suhey 4-14; Flutie 2-12; Anderson 1-11.

**REDSKINS** — Rogers 28-72; Bryant 8-46; Schroeder 3-16.

**RECEIVING**

**BEARS** — Gault 5-82; Ortego 2-36; Wrightman 2-16; Suhey 1-2; Payton 1(-2).

**REDSKINS** — Monk 5-81; Bryant 4-61; Clark 5-37; Warren 1-5.

**PASSING**

**BEARS** — Flutie 11-31-134, 1 TD, 2 int.

**REDSKINS** — Schroeder 15-32-184, 2 TDs, 1 int.

**INTERCEPTIONS**

**BEARS** — Richardson 1-43.

**REDSKINS** — Green 1-17; Dean 1-16.

**SACKS**

**BEARS** — Jackson 1-8; Dent .5-4; Hampton .5-4.

**REDSKINS** — Olkewicz 1-7.

**SUPER BOWL XX**  
**BEARS 46, PATRIOTS 10**  
 Louisiana Superdome (73,818)  
 January 26, 1986

<b>BEARS</b>	<b>13</b>	<b>10</b>	<b>21</b>	<b>2-46</b>
<b>NEW ENGLAND</b>	<b>3</b>	<b>0</b>	<b>0</b>	<b>7-10</b>

**PATRIOTS** — Franklin, 36-yd field goal, (4 plays, 0 yards). **BEARS** — Butler, 28-yd. field goal (8, 59). **BEARS** — Butler, 24-yd. field goal, (7, 7). **BEARS** — Suhey, 11-yd. run (Butler kick), (2, 13). **BEARS** — McMahon, 2-yd. run (Butler kick), (10, 59). **BEARS** — Butler, 24-yd. field goal, (11, 72). **BEARS** McMahon, 1-yd. run (Butler kick), (9, 96). **BEARS** — Phillips, 28-yd. interception return (Butler kick). **BEARS** — Perry, 1-yd. run (Butler kick), (6, 37). **PATRIOTS** — Fryar, 8-yd, pass from Grogan (Franklin kick), (12, 76). **BEARS** — Safety, Grogan tackled by Waechter.

Team Statistics	Patriots	Bears
First Downs .....	12	23
Total Net Yards .....	123	408
Rushes-Net Yards .....	11-17	49-167
Net Passing .....	116	241
Passes (Att-Com) .....	36-17	24-12
Had Intercepted .....	2	0
Punts-Average .....	6-43.8	4-43.3
Return Yardage .....	175	144
Penalties-Yards .....	5-35	7-40
Fumbles-Lost .....	4-4	3-2
Sacks-Yards .....	3-15	7-61
Possession Time .....	20:45	39:15

**RUSHING**

**BEARS** — Payton 22-61; Suhey 11-52; Gentry 3-15; Sanders 4-15; McMahon 5-14; Thomas 2-8; Perry 1-1; Fuller 1-1.

**PATRIOTS** — Collins 3-4; Weathers 1-3; Grogan 1-3; James 5-1; Hawthorne 1-(-4).

**RECEIVING**

**BEARS** — Gault 4-129; Gentry 2-41; Margerum 2-36; Suhey 1-24; Moorehead 2-22; Thomas 1-4.

**PATRIOTS** — Morgan 7-70; Starring 2-39; Collins 2-19; Ramsey 2-16; James 1-6.

**PASSING**

**BEARS** — McMahon 12-20-256; Fuller 0-4-0.

**PATRIOTS** — Grogan 17-30-177, 2 ints; Eason 0-6-0.

**INTERCEPTIONS**

**BEARS** — Morrissey 1-47; Phillips 1-28.

**SACKS**

**BEARS** — Wilson 2-24; Dent 1.5-12; Hampton 1-10; Waechter 1-5; McMichael 1-5; Marshall .5-5.

**PATRIOTS** — Owens 2-4; Thomas 1-11.

**1985 CHAMPIONSHIP GAME**  
**BEARS 24, RAMS 0**  
 Soldier Field (63,522)  
 January 12, 1986

<b>LOS ANGELES</b>	<b>0</b>	<b>0</b>	<b>0</b>	<b>0-0</b>
<b>BEARS</b>	<b>10</b>	<b>0</b>	<b>7</b>	<b>7-24</b>

**BEARS** — McMahon, 16-yd. run (Butler kick), (5 plays, 56 yards). **BEARS** — Butler, 34-yd. field goal, (7, 33). **BEARS** — Gault, 22-yard pass from McMahon (Butler kick), (9, 52). **BEARS** — Marshall, 52-yard fumble return (Butler kick).

Team Statistics	Rams	Bears
First Downs .....	9	13
Total Net Yards .....	130	232
Rushes-Net Yards .....	26-86	33-91
Net Passing .....	44	141
Passes (Att-Com) .....	31-10	25-16
Had Intercepted .....	1	0
Punts-Average .....	11-39.2	10-36.3
Return Yardage .....	92	40
Penalties-Yards .....	4-25	6-48
Fumbles-Lost .....	4-2	3-1
Sacks-Yards .....	3-20	3-22
Possession Time .....	25:33	34:27

**RUSHING**

**BEARS** — Payton 18-32; McMahon 4-28; Suhey 6-23; Gentry 2-9; Thomas 3-(-1).

**RAMS** — Dickerson 17-46; Redden 9-40.

**RECEIVING**

**BEARS** — Gault 4-56; Payton 7-48; Moorehead 2-28; McKinnon 1-17; Wrightman 1-8; Suhey 1-7.

**RAMS** — Hunter 3-29; Brown 2-14; Dickerson 3-10; Duckworth 1-8; Ellard 1-5.

**PASSING**

**BEARS** — McMahon 16-25-164, 1 TD.

**RAMS** — Brock 10-31-66, 1 int.

**INTERCEPTIONS**

**BEARS** — Frazier 1-(-3).

**RAMS** — None.

**SACKS**

**BEARS** — Dent 1-11; Perry 1-7; Hampton 1-4.

**RAMS** — Reed 2-13; Doss 1-7.



**1985 NFC DIVISIONAL PLAYOFF****BEARS 21, GIANTS 0**

Soldier Field (62,076)

January 5, 1986

NEW YORK	0	0	0	0-0
BEARS	7	0	14	0-21

**BEARS** — Gayle, 5-yd. punt return (Butler kick).  
**BEARS** — McKinnon, 23-yd. pass from McMahon (Butler kick), (5 plays, 41 yards).  
**BEARS** — McKinnon, 20-yd. pass from McMahon (Butler kick), (3, 64).

Team Statistics	Giants	Bears
First Downs .....	10	17
Total Net Yards .....	181	363
Rushes-Net Yards .....	14-32	44-147
Net Passing .....	149	216
Passes (Att-Com) .....	35-14	21-11
Had Intercepted .....	0	0
Punts-Average .....	9-38.1	6-37.3
Return Yardage .....	104	48
Penalties-Yards .....	4-25	2-20
Fumbles-Lost .....	3-1	0-0
Sacks-Yards .....	0-0	6-60
Possession Time .....	22:46	37:14

**RUSHING**

**BEARS** — Payton 27-93; Suhey 6-33; McMahon 5-18; Thomas 4-11; Gentry 1-(-1); McKinnon 1-(-7).

**GIANTS** — Morris 12-32; Galbreath 1-9; Williams 1-(-9).

**RECEIVING**

**BEARS** — Gault 3-68; McKinnon 3-52; Wrightman 1-46; Gentry 1-41; Suhey 2-5; Payton 1-4.

**GIANTS** — Adams 3-65; Bavaro 4-36; B. Williams 1-33; Carpenter 3-24; McConkey 1-23; Johnson 1-17; Galbreath 1-11.

**PASSING**

**BEARS** — McMahon 11-21-216, 2 TDs

**GIANTS** — Simms 14-35-209.

**SACKS**

**BEARS** — Dent 3.5-38; Singletary 1-11; Fencik 1-5; Wilson .5-6.

**GIANTS** — None.

**1984 NFC CHAMPIONSHIP****49ERS 23, BEARS 0**

Candlestick Park (61,040)

January 6, 1985

BEARS	0	0	0	0-0
SAN FRANCISCO	3	3	7	10-23

**49ERS** — Wersching 21-yd. FG, (10 plays, 73 yards). **49ERS** — Wersching 22-yd. FG, (13, 65). **49ERS** — Wendell Tyler 10-yd. run (Wersching kick), (5, 35). **49ERS** — Solomon 10-yd. pass from Montana (Wersching kick), (8, 86). **49ERS** — Wersching 34-yd. FG, (8, 36).

Team Statistics	49ers	Bears
First Downs .....	25	13
Total Net Yards .....	387	186
Rushes-Net Yards .....	29-159	32-149
Net Passing .....	228	37
Passes (Att-Com) .....	35-19	22-13
Had Intercepted .....	2	1
Punts-Average .....	3-39.0	7-43.1
Return Yardage .....	84	84
Penalties-Yards .....	3-20	7-50
Fumbles-Lost .....	1-0	1-0
Sacks-Yards .....	9-50	3-8
Possession Time .....	28:07	31:53

**RUSHING**

**BEARS** — Payton 22-92; Fuller 6-39; Suhey 3-16; C. Thomas 1-2.

**49ERS** — Tyler 10-68; Craig 8-44; Montana 5-22; Harmon 3-18; Ring 2-5; Cavanaugh 1-2.

**RECEIVING**

**BEARS** — McKinnon 3-48; Moorehead 2-14; Suhey 4-11; Payton 3-11; Dunsmore 1-3.

**49ERS** — D. Clark 4-83; Solomon 7-73; Wilson 2-25; Tyler 2-22; Francis 2-20; Nehemiah 1-10; Harmon 1-3.

**PASSING**

**BEARS** — Fuller 13-22-87, 1 int.

**49ERS** — Montana 18-34-233, 1 TD, 2 int.; Cavanaugh 1-1-3.

**INTERCEPTIONS**

**BEARS** — Fencik 2-5.

**49ERS** — Hicks 1-0.

**SACKS**

**BEARS** — Wilson 1-2; Keys 1-0; McMichael .5-3; Hampton .5-3.

**49ERS** — Johnson 2-19; Carter 2-8; Board 1-8; Dean 1-4; Stuckey 1-2; Pillers .5-0; Williamson .5-0; Team 1-9.



## 1984 DIVISIONAL PLAYOFF BEARS 23, REDSKINS 19

RFK Stadium (55,431)  
December 30, 1984

BEARS	0	10	13	0	— 23
WASHINGTON	3	0	14	2	— 19

**REDSKINS** — Moseley 25-yd. FG, (13 plays, 56 yards). **BEARS** — Thomas, 34-yd. FG, (6, 46). **BEARS** — Dunsmore 19-yd. pass from Payton (Thomas kick), (6, 65). **BEARS** — Gault 75-yd. pass from Fuller (kick failed), (2, 80). **REDSKINS** — Riggins 1-yd. run (Moseley kick), (10, 74). **BEARS** — McKinnon 16-yd. pass from Fuller (Thomas kick), (9, 77). **REDSKINS** — Riggins 1-yd. run (Moseley kick), (5, 36). **REDSKINS** — Finzer takes safety.

Team Statistics	Redskins	Bears
First Downs .....	22	13
Total Net Yards .....	336	310
Rushes-Net Yards .....	27-93	35-114
Net Passing .....	243	196
Passes (Att-Cor) .....	42-22	17-10
Had Intercepted .....	1	0
Punts-Average .....	5-36.8	5-39.4
Return Yardage .....	29	17
Penalties-Yards .....	7-55	6-34
Fumbles-Lost .....	3-2	2-1
Sacks-Yards .....	5-34	7-49
Possession Time .....	29:36	30:24

### RUSHING

**BEARS** — Payton 24-104; Suhey 7-7; Fuller 2-5; Thomas 1-5; Finzer 1-(-7).  
**REDSKINS** — Riggins 21-50; Theismann 5-38; Washington 1-5.

### RECEIVING

**BEARS** — Gault 1-75; McKinnon 4-72; Suhey 1-33; Dunsmore 1-19; C. Thomas 1-13; Payton 1-12; Moorehead 1-6.  
**REDSKINS** — Monk 10-122; Didier 4-85; Muhammad 5-62; Washington 2-12; Warren 1-11.

### PASSING

**BEARS** — Fuller 9-15-211, 2 TD; Payton 1-2-19.  
**REDSKINS** — Theismann 22-42-292, 1 int.

### INTERCEPTIONS

**BEARS** — Richardson 1-0.  
**REDSKINS** — None.

### SACKS

**BEARS** — Dent 3-23; Hampton 2-15; McMichael 1-6; Waechter 1-5.  
**REDSKINS** — Milot 3.5-20; Manley 1-6; Grant 1-5-8.

## 1979 WILDCARD PLAYOFF EAGLES 27, BEARS 17

Veterans Stadium (69,397)  
December 23, 1979

BEARS	7	10	0	0	— 17
PHILADELPHIA	7	3	7	10	— 27

**EAGLES** — Carmichael 17-yd. pass from Jaworski (Franklin kick), (5 plays, 26 yards). **BEARS** — Payton 2-yd. run (Thomas kick), (11, 82). **EAGLES** — Franklin 29-yd. FG, (12, 59). **BEARS** — Payton 1-yd. run (Thomas kick), (5, 47). **BEARS** — Thomas 30-yd. field goal, (4, 3). **EAGLES** — Carmichael 29-yd. pass from Jaworski (Franklin kick), (6, 67). **EAGLES** — Campfield 63-yd. pass from Jaworski (Franklin kick), (6, 80). **EAGLES** — Franklin 34-yd. FG, (6, 15).

Team Statistics	Eagles	Bears
First Downs .....	18	15
Total Net Yards .....	315	241
Rushes-Net Yards .....	37-139	29-99
Net Passing .....	176	142
Passes (Att-Cor) .....	23-12	30-13
Had Intercepted .....	1	2
Punts-Average .....	4-40.5	6-39.8
Return Yardage .....	132	149
Penalties-Yards .....	4-46	4-35
Sacks-Yards .....	1-0	3-28
Possession Time .....	31:23	28:37

### RUSHING

**BEARS** — Payton 16-67; Williams 10-23; McClendon 2-6; Phipps 1-3.  
**EAGLES** — Montgomery 26-87; Leroy Harris 8-33; Jaworski 3-19.

### PASSING

**BEARS** — Phipps 13-30-142, 2 int.  
**EAGLES** — Jaworski 12-23-204, 3 TD, 1 int.

### RECEIVING

**BEARS** — Payton 3-52; Watts 3-42; Baschnagel 3-38; Williams 2-4; Latta 2-6.  
**EAGLES** — Carmichael 6-111; Campfield 2-70; Harris 1-15; Smith 1-8; Montgomery 2-0.

### INTERCEPTIONS

**BEARS** — Ellis 1-25.  
**EAGLES** — Howard 1-0; Edwards 1-5.

### SACKS

**BEARS** — Hampton 2-18; Hartenstine 1-10.  
**EAGLES** — Bunting .5-0; Johnson .5-0.

**1977 DIVISIONAL PLAYOFF  
COWBOYS 37, BEARS 7**

Texas Stadium (64,758)  
December 26, 1977

<b>BEARS</b>	0	0	0	7-7
<b>DALLAS</b>	7	10	17	3-37

**COWBOYS** — Dennison, 2-yd. run (Herrera kick). **COWBOYS** — DePree, 28-yd. pass from Staubach (Herrera kick). **COWBOYS** — Herrera, 21-yd. FG. **COWBOYS** — Tony Dorsett, 23-yd. run (Herrera kick). **COWBOYS** — Herrera, 31-yd. FG. **COWBOYS** — Dorsett, 7-yd. run (Herrera kick). **COWBOYS** — Herrera, 27-yd. FG. **BEARS** — Schubert, 34-yd. pass from Avellini (Thomas kick).

Team Statistics	Cowboys	Bears
First Downs .....	20	15
Total Net Yards .....	365	224
Rushes-Net Yards .....	48-233	27-81
Net Passing .....	132	143
Passes (Att-Com) .....	14-8	25-15
Had Intercepted .....	1	4
Punts-Average .....	3-37.0	6-43.4
Return Yardage .....	158	177
Penalties-Yards .....	3-35	4-43
Fumbles-Lost .....	2-2	3-3
Sacks-Yards .....	3-34	2-2
Possession Time .....	33:21	26:39

**RUSHING**

**BEARS** — Payton 19-60; Harper 5-11; Earl 2-6; Avellini 1-4.

**COWBOYS** — Dorsett 17-85; Newhouse 16-80; Dennison 8-40; Staubach 4-25; Brinson 3-3.

**PASSING**

**BEARS** — Avellini 15-25-177, 1 TD, 4 int.

**COWBOYS** — Staubach 8-13-134, 1 TD, 1 int.; White 0-1-0, 1 int.

**RECEIVING**

**BEARS** — Schubert 5-69; Payton 3-33; Scott 3-29; Latta 2-25; Earl 1-15; Harper 1-6.

**COWBOYS** — Pearson 2-38; Dorsett 2-37; DuPree 1-28; Newhouse 1-13; Richards 1-12; Brinson 1-6.

**INTERCEPTIONS**

**BEARS** — Livers 1-8.

**COWBOYS** — Waters 3-53; Lewis 1-23.

**SACKS**

**BEARS** — Meyers 1-2; Buffone 1-0.

**COWBOYS** — Henderson 1-13; E. Jones 1-11; Martin 1-10.

**1963 NFL CHAMPIONSHIP  
BEARS 14, GIANTS 10**

Wrigley Field (45,801)  
December 29, 1963

<b>NEW YORK</b>	7	3	0	0-10
<b>BEARS</b>	7	0	7	0-14

**GIANTS** — Gifford, 14-yd. pass from Tittle (Chandler kick). **BEARS** — Wade, 2-yd. run (Jencks kick). **GIANTS** — Chandler, 13-yd. FG. **BEARS** — Wade, 1-yd. run (Jencks kick).

Team Statistics	Giants	Bears
First Downs .....	17	14
Total Net Yards .....	268	222
Rushes-Net Yards .....	38-128	31-93
Net Passing .....	140	129
Passes (Att-Com) .....	30-11	28-10
Had Intercepted .....	5	0
Punts-Average .....	4-43.3	7-41.0
Penalties-Yards .....	3-25	5-35
Fumbles-Lost .....	2-1	2-2
Sacks-Yards .....	1-7	1-9

**RUSHING**

**BEARS** — Bull 13-42; Wade 8-34; Galimore 7-12; Marconi 3-5.

**GIANTS** — Morrison 18-61; King 9-39; McElhenny 7-19; Webster 3-7; Tittle 1-2.

**PASSING**

**BEARS** — Wade 10-28-138.

**GIANTS** — Tittle 11-29-147, 1 TD, 5 int.; Griffing 0-1-0.

**RECEIVING**

**BEARS** — Marconi 3-64; Ditka 3-38; Coia 1-22; Morris 2-19; Bull 1-(-5).

**GIANTS** — Thomas 2-46; Gifford 3-45; McElhenny 2-20; Morrison 3-18; Webster 1-18.

**INTERCEPTIONS**

**BEARS** — Morris 1-61; O'Bradovich 1-10; McRae 1-0; Petitbon 1-0; Whitsell 1-0.

**GIANTS** — None.



**1956 NFL CHAMPIONSHIP**  
**GIANTS 47, BEARS 7**  
 Yankee Stadium (56,836)  
 December 30, 1956

<b>BEARS</b>	0	7	0	0	7
<b>NEW YORK</b>	13	21	6	7	47

**GIANTS** — Triplett, 17-yd. run (Agajanian kick).  
**GIANTS** — Agajanian, 17-yd. FG. **GIANTS** — Agajanian, 43-yd. FG. **GIANTS** — Webster, 3-yd. run (Agajanian kick). **BEARS** — Casares, 9-yd. run (Blanda kick). **GIANTS** — Webster, 1-yd. run (Agajanian kick). **GIANTS** — Moore, fell on ball in end zone after Beck blocked Brown's punt (Agajanian kick). **GIANTS** — Rote, 9-yd. pass from Conerly (kick failed). **GIANTS** — Gifford, 14-yd. pass from Conerly (Agajanian kick).

Team Statistics	Giants	Bears
First Downs .....	16	20
Total Net Yards .....	348	259
Rushes-Net Yards .....	34-126	32-67
Net Passing .....	222	192
Passes (Att-Com) .....	20-11	47-20
Had Intercepted .....	0	2
Punts-Average .....	3-37.0	8-35.0
Penalties-Yards .....	6-40	4-50
Fumbles-Lost .....	3-2	2-2

**RUSHING**

**BEARS** — Casares 14-43; Caroline 7-10; Watkins 3-9; Blanda 1-4; Hoffman 1-3; Bingham 1-1; Brown 5(-3).  
**GIANTS** — Triplett 13-71; Gifford 5-30; Webster 12-27; Clatterbuck 1-0; Filipksi 1-0; Moore 1-0; Connolly 1(-2).

**PASSING**

**BEARS** — Brown 8-10-97, 1 int.; Blanda 12-27-140, 1 int.  
**GIANTS** — Triplett 1-0-0; Clatterbuck 1-3-12; Conerly 7-10-195, 2 TDs; Heinrich 3-6-21.

**RECEIVING**

**BEARS** — Hill 6-87; Dooley 6-66; Casares 4-41; McColl 3-35; Caroline 1-8.  
**GIANTS** — Gifford 4-131; Webster 5-76; Chandler 1-12; Rote 1-9.

**INTERCEPTIONS**

**BEARS** — None.  
**GIANTS** — Patton 1-28; Svoboda 1-20.

**1956 CONFERENCE CHAMPIONSHIP**  
**RAMS 24, BEARS 14**  
 Los Angeles Coliseum (83,501)  
 December 17, 1950

<b>BEARS</b>	0	7	0	7	14
<b>LOS ANGELES</b>	3	14	7	0	24

**RAMS** — Waterfield, 43-yd. FG. **BEARS** — Campana, 23-yd. run (Lujack kick). **RAMS** — Fears, 43-yd. pass from Waterfield (Waterfield kick). **RAMS** — Fears, 68-yd. pass from Waterfield (Waterfield kick). **RAMS** — Fears, 27-yd. pass from Waterfield (Waterfield kick). **BEARS** — Morrison, 4-yd. run (Lujack kick).

Team Statistics	Rams	Bears
First Downs .....	4	12
Total Net Yards .....	371	422
Rushes-Net Yards .....	32-74	48-229
Net Passing .....	297	193
Passes (Att-Com) .....	31-16	29-15
Had Intercepted .....	1	3
Punts-Average .....	10-42.4	7-44.0
Penalties-Yards .....	8-74	5-45
Fumbles-Lost .....	1-1	2-0

**RUSHING**

**BEARS** — Gulyanics 15-94; Rykovich 14-67; Campana 4-29; Hoffman 5-16; Morrisson 5-14; Huntsinger 2-7; Lujack 3-2  
**RAMS** — Hoerner 7-18; Barry 8-16; Davis 8-15; UT Smith 3-12; Williams 1-6; Pasquariello 1-3; Waterfield 2-2; Towler 2-2.

**PASSING**

**BEARS** — Lujack 15-29-193, 3 int.  
**RAMS** — Waterfield 14-21-280, 3 TDs, 1 int.; Van Brocklin 2-10-17..

**RECEIVING**

**BEARS** — Gulyanics 6-67; Keane 3-50; Morrisson 2-4; Boone 1-13; Rykovich 1-8; Kavanaugh 1-6; Davis 1-5.  
**RAMS** — Fears 7-198; Hirsch 2-46; UT Smith 1-35; Horner 1-9; Towler 1-7; Dais 3-6; Boyd 1(-4).

**INTERCEPTIONS**

**BEARS** — McAfee 1-20.  
**RAMS** — None.

**FUTURE SUPER BOWLS**

Super Bowl XXVI	January 26, 1992	Metrodome, Minneapolis, MN
Super Bowl XXVII	January 31, 1993	Rose Bowl, Pasadena, CA
Super Bowl XXVIII	January 30, 1994	Georgia Dome, Atlanta, GA
Super Bowl XXIX	January 29, 1995	Joe Robbie Stadium, Miami, FL
Super Bowl XXX	TBA, 1996	Sun Devil Stadium, Tempe, AZ



**1946 NFL CHAMPIONSHIP  
BEARS 24, GIANTS 14**

Polo Grounds (58,346)  
December 15, 1946

BEARS	14	0	0	10 — 24
NEW YORK	7	0	7	0 — 14

**BEARS** — Kavanaugh, 21-yd. pass from Luckman (Maznicki kick). **BEARS** — Magnani, 19-yd. interception return (Maznicki kick). **GIANTS** — Liebel, 38-yd. pass from Filchock (Strong kick). **GIANTS** — Filipowicz, 5-yd. pass from Filchock (Strong kick). **BEARS** — Luckman, 19-yd. run (Maznicki kick). **BEARS** — Maznicki, 26-yd. FG.

Team Statistics	Giants	Bears
First Downs .....	6	5
Total Net Yards .....	248	245
Rushes-Net Yards .....	33-120	40-101
Net Passing .....	128	144
Passes (Att-Com) .....	26-9	22-9
Had Intercepted .....	6	2
Punts-Average .....	4-31.7	7-41.4
Penalties-Yards .....	6-70	9-102
Fumbles-Lost .....	3-1	2-1

**RUSHING**

**BEARS** — Gallerneau 6-24; B. Osmanski 9-23; J. Osmanski 8-20; Perkins 4-18; Luckman 4-18; McLean 3-6; McAfee 6-2.

**GIANTS** — Frank 6-55; Filipowicz 9-20; Filchock 10-19; Livingston 4-19; Doolen 1-4; Reagan 3-3.

**PASSING**

**BEARS** — Luckman 9-22-144, 1 TD, 2 int.

**GIANTS** — Filchock 9-26-128, 2 TDs, 6 int.

**RECEIVING**

**BEARS** — McAfee 4-57; Kavanaugh 2-53; Keane 2-25; Sprinkle 1-9.

**GIANTS** — Filipowicz 2-41; Poole 4-40; Liebel 1-38; Doolen 1-11; Gorgone 1-(-2).

**INTERCEPTIONS**

**BEARS** — Magnani 2-49; McAfee 2-14; Turner 1-18; Luckman 1-3.

**GIANTS** — Livingston 2-10.

**1943 NFL CHAMPIONSHIP  
BEARS 41, REDSKINS 21**

Wrigley Field (34,320)  
December 26, 1943

WASHINGTON	0	7	7	7 — 21
BEARS	0	14	13	14 — 41

**REDSKINS** — Farkas, 1-yd. run (Masterson kick). **BEARS** — Nagurski, 3-yd. run (Snyder kick). **BEARS** — Clark, 31-yd. pass from Luckman (Snyder kick). **BEARS** — Magnani, 36-yd. pass from Luckman (Snyder kick). **BEARS** — Magnani, 66-yd. pass from Luckman (kick failed). **REDSKINS** — Farkas, 17-yd. pass from Baugh (Masterson kick). **BEARS** — Benton, 26-yd. pass from Luckman (Snyder kick). **BEARS** — Clark, 16-yd. pass from Luckman (Snyder kick). **REDSKINS** — Aguirre, 25-yd. pass from Baugh (Aguirre kick).

Team Statistics	Redskins	Bears
First Downs .....	11	14
Total Net Yards .....	249	455
Rushes-Net Yards .....	27-50	44-169
Net Passing .....	199	286
Passes (Att-Com) .....	24-11	27-15
Had Intercepted .....	4	0
Punts-Average .....	5-40.8	5-32.0
Penalties-Yards .....	3-35	8-81
Fumbles-Lost .....	2-2	0-0

**RUSHING**

**BEARS** — Luckman 8-64; Nagurski 11-34; Nolting 7-30; Clark 9-21; Famiglietti 3-9; Magnani 2-6; Snyder 2-4; Vodicka 1-3; McLean 1-(-2).

**REDSKINS** — Farkas 11-36; Seño 4-17; Seymore 3-4; Moore 4-0; Cafego 5-(-7).

**PASSING**

**BEARS** — Luckman 15-26-286, 5 TDs; Snyder 0-1-0.

**REDSKINS** — Baugh 8-12-123, 2 TDs, 1 int.; Cafego 3-12-76, 3 int.

**RECEIVING**

**BEARS** — Macnicki 4-122; Clark 3-47; Wilson 3-29; McLane 1-29; Benton 1-29; Pool 2-21; Nagurski 1-9.

**REDSKINS** — Moore 5-108; Aguirre 1-25; Diasecky 1-22; Farkas 1-17; Lapka 1-16; Masterson 1-16; Seño 1-(-5)

**INTERCEPTIONS**

**BEARS** — Luckman 2-39; McLane 1-22; Turner 1-7.

**REDSKINS** — None.

**1942 NFL CHAMPIONSHIP  
REDSKINS 14, BEARS 6**

Griffith Stadium (36,006)  
December 13, 1942

BEARS	0	6	0	0-6
WASHINGTON	0	7	7	0-14

**BEARS** — Artoe, 50-yd. fumble return (kick failed). **REDSKINS** — Moore, 38-yd. pass from Baugh (Masterson kick). **REDSKINS** — Farkas, 1-yd. (Masterson kick).

Team Statistics	Redskins	Bears
First Downs .....	5	4
Total Net Yards .....	166	199
Rushes-Net Yards .....	36-101	41-69
Net Passing .....	65	130
Passes (Att-Com) .....	13-5	20-10
Had Intercepted .....	2	3
Punts-Average .....	6-52.5	6-42.0
Penalties-Yards .....	4-26	7-47
Fumbles-Lost .....	1-0	2-1

**RUSHING**

**BEARS** — Osmanski 12-32; Nolting 8-25; Famiglietti 8-15; Maznicki 4-11; Gallarneau 2-9; McLean 2-5; Petty 3-0.

**REDSKINS** — Farkas 12-43; Seymour 14-41; Hare 4-7; Todd 3-7; Baugh 2-6; Masterson 1-(-3).

**PASSING**

**BEARS** — Luckman 5-12-2, 2 TDs, 2 int.; O'Rourke 5-7-128; Maznicki 0-1-0.

**REDSKINS** — Baugh 5-13-65, 1 TD, 2 int.

**RECEIVING**

**BEARS** — McLean 4-46; Maznicki 1-40; Noweskey 1-31; Siegel 2-11; Nolting 1-11.

**REDSKINS** — Moore 2-39; Todd 1-10; Cifers 1-8; Masterson 1-8

**INTERCEPTIONS**

**BEARS** — Nolting 1-0; O'Rourke 1-0.

**REDSKINS** — Moore 1-14; Baugh 1-0; Hare 1-0.

**1941 NFL CHAMPIONSHIP  
BEARS 37, GIANTS 9**

Wrigley Field (13,341)  
December 21, 1941

NEW YORK BEARS	6 3	0 6	0 14	3-9 14-37
-------------------	--------	--------	---------	--------------

**BEARS** — Snyder, 14-yd. FG. **GIANTS** — Franck, 31-yd. pass from Leemans (kick failed). **BEARS** — Snyder, 39-yd. FG. **BEARS** — Snyder, 37-yd. FG. **GIANTS** — Cuff, 16-yd. FG. **BEARS** — Standlee, 2-yd. run (Snyder kick). **BEARS** — Standlee, 7-yd. run (Maniaci kick). **BEARS** — McAfee 5-yd. run (Artoe kick). **BEARS** — Kavanaugh, 42-yd. fumble return (McLean kick).

Team Statistics	Giants	Bears
First Downs .....	8	20
Total Net Yards .....	157	389
Rushes-Net Yards .....	25-84	56-207
Net Passing .....	73	182
Passes (Att-Com) .....	15-3	19-11
Had Intercepted .....	3	0
Punts-Average .....	5-38.6	2-53.5
Penalties-Yards .....	2-31	10-80
Fumbles-Lost .....	2-2	3-1

**RUSHING**

**BEARS** — Standlee 17-89; McAfee 14-81; McLane 3-17; Osmanski 5-15; Nolting 4-13; Gallarneau 7-6; Maniaci 3-3; Bussey 1-(-2); Snyder 1-(-3); Luckman 1-(-12).

**GIANTS** — Leemans 9-52; Franck 2-30; Yeager 2-7; Soar 6-1; Cuff 3-0; Eshmont 1-0; Eakin 1-(-1); Marefus 1-(-5).

**PASSING**

**BEARS** — Luckman 9-12-160; Snyder 1-6-14; Burse 1-1-8.

**GIANTS** — Leemans 3-9-73, 1 TD, 3 int.; Soar 0-4-0; Eshmont 0-1-0; Franck 0-1-0.

**RECEIVING**

**BEARS** — Plasman 2-48; McAfee 2-42; Standlee 2-34; Siegal 1-26; Kavanaugh 1-14; Maniaci 1-8; Noweskey 1-5; McLane 1-5.

**GIANTS** — Cuff 2-42; Franck 1-31.

**INTERCEPTIONS**

**BEARS** — Standlee 1-11; Turner 1-6; Fortman 1-2.

**GIANTS** — None.



### 1941 CONFERENCE CHAMPIONSHIP

### BEARS 33, PACKERS 14

Wrigley Field (43,425)

December 14, 1941

GREEN BAY	7	0	7	0	— 14
BEARS	6	24	0	3	— 33

**PACKERS** — Hinkle, 1-yd. run (Hutson kick).  
**BEARS** — Gallameau, 81-yd. punt return (kick blocked). **BEARS** — Snyder, 24-yd. FG. **BEARS** — Standlee, 3-yd. run (Stydahar kick). **BEARS** — Standlee, 2-yd. run (Stydahar kick). **BEARS** — Swisher, 9-yd. run (Stydahar kick). **PACKERS** — Van Every, 10-yd. pass from Isbell (Hutson kick). **BEARS** — Snyder, 26-yd. FG.

Team Statistics	Packers	Bears
First Downs .....	12	14
Total Net Yards .....	255	325
Rushes-Net Yards .....	36-33	48-277
Net Passing .....	222	48
Passes (Att-Com) .....	27-11	12-5
Had Intercepted .....	2	0
Punts-Average .....	4-28.68	6-38.0
Penalties-Yards .....	3-46	12-128
Fumbles-Lost .....	3-3	5-3

#### RUSHING

**BEARS** — McAfee 14-119; Standlee 15-79; Swisher 5-38; Gallameau 3-11; Nolting 3-9; Osmanski 2-8; McLane 2-7; Maniachi 3-3; Luckman 1-3.

**PACKERS** — Hinkle 9-17; Canadeo 5-7; Paswkan 2-7; Van Every 6-6; Jankowski 3-4; Isbell 11-(-8).

#### PASSING

**BEARS** — Luckman 4-9-41; Snyder 1-3-7.

**PACKERS** — Isbell 8-19-107, 1 TD; Van Every 2-6-75, 1 int.; Canadeo 1-2-40, 1 int.

#### RECEIVING

**BEARS** — McAfee 2-27; Wilson 1-15; Nowaskey 1-7; Siegal 1-(-1).

**PACKERS** — Frutig 3-75; Rideick 1-45; Mulleneaux 1-30; Van Every 2-24; Jankowski 1-19; Hudson 1-19; Buhler 1-8; Rohrig 1-2.

#### INTERCEPTIONS

**BEARS** — Wilson 2-9.

**PACKERS** — None.

### 1940 NFL CHAMPIONSHIP

### BEARS 73, REDSKINS 0

Griffith Stadium (36,034)

December 8, 1940

BEARS	21	7	26	19	— 73
WASHINGTON	0	0	0	0	— 0

**BEARS** — Osmanski, 68-yd. run (Manders kick).  
**BEARS** — Luckman, 1-yd. run (Snyder kick).  
**BEARS** — Maniachi, 42-yd. run (Martinovich kick). **BEARS** — Kavanaugh, 30-yd. pass from Luckman (Snyder kick). **BEARS** — Hampton Pool, 15-yd. interception return (Plasman kick). **BEARS** — Nolting, 23-yd. run (kick failed). **BEARS** — McAfee, 34-yd. interception return (Stydahar kick). **BEARS** — Turner, 24-yd. interception return (kick failed). **BEARS** — Clark, 44-yd. run (kick failed). **BEARS** — Famiglietti, 2-yd. run (Maniachi pass from Sherman). **BEARS** — Clark, 1-yd. run (pass failed).

Team Statistics	Redskins	Bears
First Downs .....	17	17
Total Net Yards .....	245	501
Rushes-Net Yards .....	14-22	57-382
Net Passing .....	223	119
Passes (Att-Com) .....	51-20	10-7
Had Intercepted .....	8	0
Punts-Average .....	3-41.3	2-46.0
Penalties-Yards .....	8-70	3-25
Fumbles-Lost .....	4-1	2-1

#### RUSHING

**BEARS** — Osmanski 10-109; Clark 8-73; Nolting 13-68; Maniachi 6-60; McAfee 7-33; McLean 2-22; Famiglietti 4-20; Nowaskey 1-6; Luckman 1-1; Manders 2-1; Snyder 1-(-5); Sherman 2-(-6).  
**REDSKINS** — Filchock 2-20; Seymour 4-16; Justice 1-1; Johnston 5-0; Zimmerman 2-(-15).

#### PASSING

**BEARS** — Luckman 3-4-88, 1 TD; Snyder 3-3-31; Sherman 1-2-0; McAfee 0-1-0.  
**REDSKINS** — Baugh 10-17-102; Filchock 7-23-187; 5 int.; Zimmerman 3-11-34, 1 int.

#### RECEIVING

**BEARS** — Maniachi 3-39; Swisher 1-35; Kavanaugh 2-32; Mihal 1-13.

**REDSKINS** — Millner 5-84; Malone 2-58; Masterson 3-33; Johnston 3-15; Farkas 1-14; Moore 1-8; Seymour 1-7; Hoffman 2-6; Justice 1-3; McChesney 1-(-5).

#### INTERCEPTIONS

**BEARS** — McAfee 1-35; Maniachi 2-26; Turner 1-20; Pool 1-15; Nolting 1-10; McLean 1-0; Osmanski 1-0.  
**REDSKINS** — None.



**1937 NFL CHAMPIONSHIP  
REDSKINS 28, BEARS 21**

Wrigley Field (15,870)  
December 12, 1937

WASHINGTON	7	0	7	14	— 28
BEARS	7	7	7	0	— 21

**REDSKINS** — Battles, 7-yd. run (Smith kick).  
**BEARS** — Manders, 10-yd. run (Manders kick).  
**BEARS** — Manders, 37-yd. pass from Masterson (Manders kick). **REDSKINS** — Millner, 55-yd. pass from Baugh (Smith kick). **BEARS** — Manske, 3-yd. pass from Masterson (Manders kick). **REDSKINS** — Millner, 77-yd. pass from Baugh (Smith kick). **REDSKINS** — Justice, 35-yd. pass from Baugh (Smith kick).

Team Statistics	Redskins	Bears
First Downs .....	18	11
Total Net Yards .....	441	335
Rushes-Net Yards .....	35-70	38-128
Net Passing .....	371	207
Passes (Att-Com) .....	40-22	31-8
Had Intercepted .....	3	3
Punts-Average .....	7-24.9	6-49.5
Penalties-Yards .....	1-5	1-15
Fumbles-Lost .....	3-3	3-1

**RUSHING**

**BEARS** — Manders 11-73; Nagurski 9-48; Nolting 10-31; Rentner 1-(-1); Buivid 3-(-6); Ronzani 2-(-8); Masterson 2-(-9).

**REDSKINS** — Battles 17-53; Irwin 10-35; Baugh 4-6; Kraus 1-4; Justice 1-3; R. Smith 1-(-14); Young 1-(-17).

**PASSING**

**BEARS** — Masterson 4-18-130, 2 TDs, 2 int.; Buivid 3-12-42, 1 int.; Molesworth 1-1-35.

**REDSKINS** — Baugh 18-33-335, 3 TDs, 1 int.; Beetles 3-5-20, 1 int.; R. Smith 1-2-16, 1 int.

**RECEIVING**

**BEARS** — Manske 2-5-52; Plasman 2-44; McDonald 2-39; Manders 1-37; Rentner 1-32.

**REDSKINS** — Millner 9-160; Battles 3-80; Justice 3-63; Malone 3-23; R. Smith 2-20; Pinckert 1-18; Irwin 1-7.

**INTERCEPTIONS**

**BEARS** — Manders 1-27; Ronzatti 1-16; (Unknown) 1-0.

**REDSKINS** — Battles 1-16; (Unknown #1) 1-xx; (Unknown #2) 1-0.

**1934 NFL CHAMPIONSHIP  
GIANTS 30, BEARS 13**

Polo Grounds (35,059)  
December 9, 1934

BEARS	0	10	3	0	— 13
NEW YORK	3	0	0	27	— 30

**GIANTS** — Strong, 38-yd. FG. **BEARS** — Nagurski, 1-yd. run (Manders kick). **BEARS** — Manders, 17-yd. FG. **BEARS** — Manders, 24-yd. FG. **GIANTS** — Frankian, 28-yd. pass from Danowski (Strong kick). **GIANTS** — Strong, 42-yd. run (Strong kick). **GIANTS** — Strong, 11-yd. run (kick failed). **GIANTS** — Danowski, 9-yd. run (Molenda kick).

Team Statistics	Giants	Bears
First Downs .....	12	10
Total Net Yards .....	276	165
Rushes-Net Yards .....	37-173	46-89
Net Passing .....	103	76
Passes (Att-Com) .....	12-7	15-6
Had Intercepted .....	2	3
Punts-Average .....	6-45.6	9-40.6
Penalties-Yards .....	0-0	4-30
Fumbles-Lost .....	5-2	5-0

**RUSHING**

**BEARS** — Nagurski 24-68; Molesworth 16-18; Manders 1-3; Brumbaugh 1-1; Sisk 1-0; Ronzani 3-(-1).

**GIANTS** — Strong 9-94; Danowski 20-59; McBride 2-10; Molenda 2-6; Richards 4-4.

**PASSING**

**BEARS** — Molesworth 4-9-60, 1 int; Ronzani 1-2-8, 1 int; Brumbaugh 0-3-0, 1 int.; Nagurski 1-1-8.

**GIANTS** — Danowski 6-11-83, 1 TD, 2 TDs; Strong 1-1-20.

**RECEIVING**

**BEARS** — Hewitt 2-30; Ronzani 1-23; Karr 1-8; Brumbaugh 1-8; Nagurski 1-7.

**GIANTS** — Burnett 2-30; Flaherty 2-28; Frankian 1-28; Strong 2-17.

**INTERCEPTIONS**

**BEARS** — Ronzani 1-16; Kawal 1-0.

**GIANTS** — Melinda 1-10; Danowski 1-0; Franklin 1-0.

**1933 NFL CHAMPIONSHIP**  
**BEARS 23, GIANTS 21**  
 Wrigley Field (26,000)  
 December 17, 1933

<b>NEW YORK</b>	<b>0</b>	<b>7</b>	<b>7</b>	<b>7-21</b>
<b>BEARS</b>	<b>3</b>	<b>3</b>	<b>10</b>	<b>7-23</b>

**BEARS** — Manders, 16-yd. FG. **BEARS** — Manders, 40-yd. FG. **GIANTS** — Badgro, 29-yd. pass from Newman (Strong kick). **BEARS** — Manders, 28-yd. FG. **GIANTS** — Krause, 1-yd. run (Strong). **BEARS** — Karr, 8-yd. pass from Nagurski (Manders kick). **GIANTS** — Strong, 8-yd. pass from Newman (Strong kick). **BEARS** — Karr, 19-yd. lateral from Hewitt after 14-yd. pass from Nagurski (Brumbaugh kick).

<b>Team Statistics</b>	<b>Giants</b>	<b>Bears</b>
First Downs .....	13	12
Total Net Yards .....	307	311
Rushes-Net Yards .....	25-99	49-161
Net Passing .....	208	150
Passes (Att-Com) .....	20-14	16-7
Had Intercepted .....	1	1
Punts-Average .....	13-29.4	10-39.8
Penalties-Yards .....	3-15	8-40
Fumbles-Lost .....	0-0	0-0

**RUSHING**

**BEARS** — Ronzani 12-73; Nagurski 13-64; Grange 6-24; Manders 6-16; Molesworth 7-(-7); Corbett 5-(-9).

**GIANTS** — Richards 5-40; Strong 8-35; Newman 5-11; Clancy 3-7; Burnett 2-3; Krause 2-3.

**PASSING**

**BEARS** — Corbet 2-3-79; Nagurski 2-2-42, 2 TDs; Molesworth 2-5-24; Ronzani 1-4-5; Brumbaugh 0-2-0, 1 int.

**GIANTS** — Newman 13-19-209, 2 TDs, 1 int.; Strong 1-1-(-1).

**RECEIVING**

**BEARS** — Brumbaugh 3-88; Karr 1-39; Ronzani 1-15; Molesworth 1-5; Hewitt 1-3.

**GIANTS** — Burnett 5-94; Badgro 2-38; Flaherty 2-28; Richards 1-16; Krause 1-13; Cambell 1-12; Strong 1-8; Newman 1-(-1).

**INTERCEPTIONS**

**BEARS** — Grange 1-11.

**GIANTS** — Krause 1-13.

**1932 PLAYOFF**  
**BEARS 9, SPARTANS 0**  
 Chicago Stadium (11,198)  
 December 18, 1932

<b>PORTSMOUTH</b>	<b>0</b>	<b>0</b>	<b>0</b>	<b>0-0</b>
<b>BEARS</b>	<b>0</b>	<b>0</b>	<b>0</b>	<b>9-9</b>

This was the first post-season game in NFL history. The title showdown resulted from an impromptu decision between George Halas, owner and coach of the Bears, and Harry Snyder, owner of the Portsmouth Spartans. With both teams having successful seasons and no post-season format in place, the two decided to schedule a game in case of a tie.

Cold weather and a snowstorm hit Chicago the week before the game, and the contest was moved indoors to Chicago Stadium—current home of Chicago's Bulls and Blackhawks. The field had to be modified and the length was reduced to 80 yards, the field narrowed to 145 feet, and endzones had semi-circle end lines. Dirt already covered the floor, as the circus had just left town.

Rules were altered prohibiting field goals and allowing kickoffs from the 10-yard line. Since stands bordered the sideline, it was agreed that the ball would be moved in 10 yards instead of the then-normal one yard, and a down would be taken away to negate this advantage.

With only 60 yards between the goal lines, defenses were pulled in towards the line of scrimmage, and there were few long runs through a scoreless three periods.

Early in the fourth quarter Dick Nesbitt of the Bears intercepted a pass from reserve halfback Ace Gutowski. Nesbitt ran out-of-bounds at the Chicago seven, and with the adjusted rule, the Bears offense took over with second-and-goal.

Fullback Bronko Nagurski rushed to the one-yard line before being thrown for a yard loss bringing up fourth-and-goal from the two. Nagurski took the handoff and ran towards the line of scrimmage; but at the last instant he stopped, jumped, and threw the ball to an uncovered Red Grange for a touchdown.

Portsmouth claimed the pass was illegal because, under 1932 rules, all passes had to be thrown from at least five yard behind the line of scrimmage. The referee refused to change the call, and Paul Engebretsen added the extra point. The victory was sealed when Portsmouth punter Mule Wilson mishandled a snap and the ball rolled through the endzone for a safety.

From this game two major rule changes were adopted which would greatly open up the style of football. First, the ball would regularly be placed 10 yards from the sideline on out-of-bounds plays—creating the first hashmarks. Second, the rule requiring a passer to be five-yards behind the line was removed, and passes were allowed from anywhere behind the line.





# BEARS INDIVIDUAL PLAYOFF RECORDS

## SERVICE

### Games

- 12 Dan Hampton, 1979-90
- 11 Mark Bortz, 1983-90
- Jim Covert, 1983-90
- Dennis Gentry, 1982-90
- Jay Hilgenberg, 1981-90
- Steve McMichael, 1981-90
- Ron Rivera, 1984-90
- Mike Singletary, 1981-90
- Keith Van Horne, 1981-90
- 9 Richard Dent, 1983-90
- Dave Duerson, 1983-89
- Walter Payton, 1975-87
- Matt Suhey, 1980-89
- Tom Thayer, 1985-90

### Starts

- 11 Mark Bortz, 1983-90
- Jim Covert, 1983-90
- Dan Hampton, 1979-90
- Jay Hilgenberg, 1981-90
- Mike Singletary, 1981-90
- Keith Van Horne, 1981-90
- 10 Steve McMichael, 1981-90
- 9 Richard Dent, 1983-90
- Walter Payton, 1975-87
- Matt Suhey, 1980-89
- Tom Thayer, 1985-90

## SCORING

### Points, career

- 59 Kevin Butler, 1985-90
- 33 Jack Manders, 1933-41
- 24 Dennis McKinnon, 1983-85, 87-89
- Harry Clark, 1940-43
- Norm Standlee, 1941

### Points, game

- 15 Jack Manders, vs. Wash., 12/12/37
- 14 Kevin Butler, vs. NE, 1/26/86
- 12 Jim McMahon, vs. NYG, 1/5/86
- Dennis McKinnon, vs. NE, 1/26/86
- Walter Payton, at Phil., 12/23/79

### Touchdowns, career

- 4 Dennis McKinnon, 1983-85; 87-89
- Norm Standlee, 1941
- Harry Clark, 1940-43
- 3 Willie Gault, 1983-87
- Jim McMahon, 1982-88
- Ken Kavanaugh, 1940-48
- Dante Magnini, 1942-45

### Touchdowns, game

- 2 Jim McMahon, vs. NE, 1/26/86
- Dennis McKinnon, vs. NYG, 1/5/86
- Walter Payton, at Phil., 12/23/79
- Bill Wade, vs. NYG, 12/29/63
- Dante Magnini, vs. Wash., 12/26/43
- Harry Clark, at Wash., 12/8/40; vs. Wash., 12/26/43
- Norm Standlee, vs. GB, 12/14/41; vs. NYG, 12/21/41
- Jack Manders, vs. Wash., 12/12/37
- Bill Karr, vs. NYG, 12/17/33

### Field goals, career

- 14 Kevin Butler, 1985-90
- 5 Jack Manders, 1933-41
- Bob Snyder, 1939-43
- 2 Bob Thomas, 1975-84

### Field goals, game

- 3 Kevin Butler, vs. NO, 1/6/91
- Kevin Butler, vs. NE, 1/26/86
- Bob Snyder, vs. NYG, 12/21/41
- Jack Manders, vs. NYG, 12/17/33
- 2 Kevin Butler, vs. Phil., 12/31/88; vs. Wash., 1/3/87
- Bob Snyder, vs. GB, 12/14/41
- Jack Manders, at NYG, 12/9/34

### Field goal, long

- 46 Kevin Butler, vs. Phil., 12/31/88
- 41 Kevin Butler, vs. Wash., 1/3/87
- 40 Jack Manders, vs. NYG, 12/17/33

## RUSHING

### Attempts, career

- 180 Walter Payton, 1975-87
- 68 Neal Anderson, 1986-90
- 57 Bronko Nagurski, 1930-38

### Attempts, game

- 27 Neal Anderson, vs. NO, 1/6/91
- Walter Payton, vs. NYG, 1/5/86
- 24 Walter Payton, at Wash., 12/30/84
- Bronko Nagurski, at NYG, 12/9/34
- 22 Walter Payton, vs. NE, 1/26/86; at SF, 1/6/85

### Yards, career

- 632 Walter Payton, 1975-87
- 245 Neal Anderson, 1986-90
- 235 George McAfee, 1940-47

### Yards, game

- 119 George McAfee, vs. GB, 12/14/41
- 109 Bill Osmakski, at Wash., 12/8/40
- 104 Walter Payton, at Wash., 12/30/84



**Touchdowns, career**

- 4 Norm Standlee, 1941
- 3 Jim McMahon, 1982-88
- 2 Walter Payton, 1975-87
- Sid Luckman, 1931-50
- Bronko Nagurski, 1930-38
- Harry Clark, 1940-43
- Bill Wade, 1961-67

**Touchdown, game**

- 2 Jim McMahon, vs. NE, 1/26/86
- Walter Payton, at Phil., 12/23/79
- Bill Wade, vs. NYG, 12/29/63
- Norm Standlee, vs. GB, 12/14/41; vs. NYG, 12/21/41
- Harry Clark, at Wash., 12/8/40

**Long**

- 68 Bill Osmanski, at Wash., 12/8/40
- 58 Thomas Sanders, vs. Phil., 12/31/88
- 44 Harry Clark, at Wash., 12/8/40

**PASSING****Attempts, career**

- 127 Jim McMahon, 1982-88
- 93 Mike Tomczak, 1985-90
- 85 Sid Luckman, 1939-50

**Attempts, game**

- 36 Mike Tomczak, at NYG, 1/13/91
- 31 Doug Flutie, vs. Wash., 1/3/87
- 30 Mike Phipps, at Phil., 12/23/79

**Completions, career**

- 70 Jim McMahon, 1982-88
- 45 Mike Tomczak, 1985-90
- Sid Luckman, 1939-50
- 22 Steve Fuller, 1984-87

**Completions, game**

- 17 Mike Tomczak, at NYG, 1/13/91
- 16 Jim McMahon, vs. Rams, 1/12/86
- 15 Jim McMahon, vs. Wash., 1/10/88
- Bob Avellini, at Dal., 12/26/77
- Johnny Lujack, at Rams, 12/17/50
- Sid Luckman, vs. Wash., 12/26/43

**Yards, career**

- 967 Jim McMahon, 1982-88
- 721 Sid Luckman, 1939-50
- 598 Mike Tomczak, 1985-90

**Yards, game**

- 286 Sid Luckman, vs. Wash., 12/26/43
- 256 Jim McMahon, vs. NE, 1/26/86
- 216 Jim McMahon, vs. NYG, 1/5/86

**Touchdowns, career**

- 9 Sid Luckman, 1939-50
- 4 Jim McMahon, 1982-88
- 2 Mike Tomczak, 1985-90
- Steve Fuller, 1984-87
- Bernie Masterson, 1934-40
- Bronko Nagurski, 1930-38

**Touchdowns, game**

- 5 Sid Luckman, vs. Wash., 12/26/43
- 2 Jim McMahon, vs. NYG, 1/5/86
- Steve Fuller, at Wash., 12/30/84
- Sid Luckman, at Wash., 12/13/42
- Bernie Masterson, vs. Wash., 12/12/37
- Bronko Nagurski, vs. NYG, 12/17/33

**Interceptions, career**

- 5 Mike Tomczak, 1985-90
- 4 Jim McMahon, 1982-88
- Bob Avellini, 1975-84
- Sid Luckman, 1939-50
- 3 Johnny Lujack, 1948-51

**Interceptions, game**

- 4 Bob Avellini, at Dal., 12/26/77
- 3 Mike Tomczak, vs. Phil., 12/31/88
- Jim McMahon, vs. Wash., 1/10/88
- Johnny Lujack, at Rams, 12/17/50
- 2 Mike Tomczak, at NYG, 1/13/91
- Doug Flutie, vs. Wash., 1/3/87
- Mike Phipps, at Phil., 12/23/79
- Sid Luckman, at NYG, 12/15/46
- Sid Luckman, at Wash., 12/13/42
- Bernie Masterson, vs. Wash., 12/12/37

**Long**

- 75 Steve Fuller, at Wash., 12/30/84
- 67 George Corbett, vs. NYG, 12/17/33
- 66 Sid Luckman, vs. Wash., 12/26/43

**RECEIVING****Receptions, career**

- 22 Walter Payton, 1975-87
- 20 Dennis McKinnon, 1983-85; 87-88
- 18 Willie Gault, 1983-87

**Receptions, game**

- 7 Walter Payton, vs. Rams, 1/12/86
- 6 Jim Dooley, 12/20/56
- Harlon Hill, at NYG, 12/30/56
- George Gulyanics, at Rams, 12/17/50
- 5 Neal Anderson, vs. SF, 1/8/89
- Willie Gault, vs. Wash., 1/3/87

**Yards, career**

- 454 Willie Gault, 1983-87
- 345 Dennis McKinnon, 1983-85; 87-88
- 178 Walter Payton, 1975-87

\* NFL Record

† Tied NFL Record

### Yards, game

- 129 Willie Gault, vs. NE, 1/26/86
- 122 Dante Magnini, vs. Wash., 12/26/43
- 108 Dennis McKinnon, 12/31/88

### Touchdowns, career

- 4 Dennis McKinnon, 1983-85; 87-89
- 3 Willie Gault, 1983-88
- 2 Ken Kavanaugh, 1940-48
- Dante Magnani, 1942-45
- Harry Clark, 1940-43

### Touchdown, game

- 2 Dennis McKinnon, vs. NYG, 1/5/86
- Harry Clark, vs. Wash., 12/26/43
- Dante Magnani, vs. Wash., 12/26/43

### Long

- 75 Willie Gault, at Wash., 12/30/84
- 67 Carl Brumbaugh, vs. NYG, 12/17/33
- 66 Dante Magnani, vs. Wash., 12/26/43

## PUNTING

### Punts, career

- 29 Maury Buford, 1985-86; 89-90
- 22 Sid Luckman, 1939-50
- 14 Keith Molesworth, 1931-38

### Punts, game

- 10 Maury Buford, vs. Rams, 1/12/86
- Keith Molesworth, vs. NYG, 12/17/33
- 7 Bryan Wagner, vs. SF, 1/8/89
- Dave Finzer, at SF, 1/5/85
- Bobby Joe Green, vs. NYG, 12/29/63
- Ed Brown, at NYG, 12/30/56
- Fred Morrison, at Rams, 12/17/50
- Sid Luckman, at NYG, 12/15/46
- 6 Maury Buford, vs. NYG, 1/5/86
- Bob Parsons, at Phil., 12/23/79; at Dal., 12/26/77
- Sid Luckman, at Wash., 12/13/42

### Yards, career

- 1,112 Maury Buford, 1985-86; 89-90
- 900 Sid Luckman, 1939-50
- 494 Dave Finzer, 1984

### Yards, game

- 398 Keith Molesworth, vs. NYG, 12/17/33
- 363 Maury Buford, vs. Rams, 1/12/86
- 308 Fred Morrison, at Rams, 12/17/50

### Average, game (4+ punts)

- 44.8 Ray Nolting, at Wash., 12/12/37
- 44.0 Fred Morrison, at Rams, 12/17/50
- 43.4 Bob Parsons, at Dal., 12/26/77

### Long

- 62 Sam Francis, vs. Wash., 12/12/37
- 61 George McAfee, vs. GB, 12/21/41
- 58 Keith Molesworth, vs. NYG, 12/17/33
- Since 1960:
- 55 Maury Buford, vs. Rams, 1/12/86
- Dave Finzer, at SF, 1/5/85

## PUNT RETURNS

### Returns, career

- 11 Keith Ortego, 1985-87
- 9 George McAfee, 1940-47
- 7 Keith Molesworth, 1931-38

### Returns, game

- 6 George McAfee, at Rams, 12/17/50
- 5 Keith Ortego, vs. NYG, 1/5/86
- Lew Barnes, vs. Wash., 1/3/87
- 4 Keith Ortego, vs. Rams, 1/12/86
- Keith Molesworth, at NYG, 12/9/34

### Yards, career

- 108 George McAfee, 1940-47
- 100 Keith Molesworth, 1931-38
- 94 Hugh Gallarneau, 1941-46
- Since 1960:
- 63 Keith Ortego, 1985-87

### Yards, game

- 81 Hugh Gallarneau, vs. GB, 12/14/41
- 79 George McAfee, at Rams, 12/17/50
- 67 Keith Molesworth, at NYG, 12/9/34
- Since 1960:
- 27 Lew Barnes, vs. Wash., 1/3/87

### Touchdowns, career

- 1 Shaun Gayle (5 yards), vs. NYG, 1/5/86
- Hugh Gallarneau (81 yards), vs. GB, 12/14/41

### Long

- 81 Hugh Gallarneau, vs. GB, 12/14/41
- 28 Keith Molesworth, at NYG, 12/9/34
- 24 Sid Luckman, vs. Wash., 12/26/43
- Since 1960:
- 23 Lew Barnes, vs. Wash., 1/3/87

## KICKOFF RETURNS

### Attempts, career

- 17 Dennis Gentry, 1982-90
- 10 Willie Gault, 1983-87
- 7 Len Walterscheid, 1977-82
- Don Bingham, 1956



### Attempts, game

- 7 Don Bingham, at NYG, 12/30/56
- 4 **Dennis Gentry, vs. Phil., 12/31/88**  
Willie Gault, vs. NE, 1/26/86  
Len Walterscheid, at Dal., 12/26/77
- 3 **Last: Dennis Gentry, vs. Wash., 1/3/87**

### Yards, career

- 435 **Dennis Gentry, 1982-90**
- 191 Willie Gault, 1983-87
- 164 Len Walterscheid, 1977-82

### Yards, game

- 127 **Dennis Gentry, vs. Wash., 1/3/87**
- 119 Don Bingham, at NYG, 12/30/56
- 98 Len Walterscheid, at Dal., 12/26/77

### Touchdowns, career

none

### Long

- 60 **Dennis Gentry, vs. Wash., 1/3/87**
- 49 **Dennis Gentry, vs. Wash., 1/10/88**
- 44 Johnny Bailey, at NYG, 1/13/91

## INTERCEPTIONS

### Interceptions, career

- 4 George McAfee, 1940-47  
Clyde Turner, 1940-51
- 3 Mike Richardson, 1983-88  
Sid Luckman, 1939-50

### Interceptions, game

- 2 Gary Fencik, at SF, 1/5/85  
George McAfee, at NYG, 12/15/46  
Dante Magnini, at NYG, 12/15/46  
Sid Luckman, vs. Wash., 12/26/43  
George Wilson, vs. GB, 12/14/41  
Joe Maniaci, at Wash., 12/8/40

\* NFL Record

† Tied NFL Record

### Yards, career

- 68 George McAfee, 1940-47
- 61 Larry Morris, 1958-67
- 55 Clyde Turner, 1940-51

### Yards, game

- 61 Larry Morris, vs. NYG, 12/29/63
- 51 Vestee Jackson, vs. Phil., 12/31/88
- 49 Dante Magnini, at NYG, 12/15/46

### Touchdowns, career

- 1 Reggie Phillips (38 yards), vs. NE, 1/26/86
- Dante Magnani (19 yards), at NYG, 12/15/46
- Hampton Pool (15 yards), at Wash., 12/8/40
- George McAfee (34 yards), at Wash., 12/8/40
- Clyde Turner (24 yards), at Wash., 12/8/40

### Long

- 51 Vestee Jackson, vs. Phil., 12/31/88
- 47 **Maurice Douglass, vs. Phil., 12/31/88**  
**Jim Morrissey, vs. NE, 1/26/86**
- 34 George McAfee, at Wash., 12/8/40

## SACKS

(since 1977)

### Sacks, career

- 10.5 **Richard Dent, 1983-90**
- 8.0 Dan Hampton, 1979-90
- 5.5 **Steve McMichael, 1981-90**

### Sacks, game

- 3.5 **Richard Dent, vs. NYG, 1/5/86**
- 3.0 **Richard Dent, at Wash., 12/30/84**
- 2.0 Otis Wilson, vs. NE, 1/26/86  
Dan Hampton, at Wash., 12/30/84  
Dan Hampton, at Phil., 12/23/79

## 1991 PLAYOFF SCHEDULE

Last year the NFL expanded its post-season format, increasing the number of qualifying teams from 10 to 12. In order to accommodate the change, the "extra week" before the Super Bowl was removed. This year, the 12 teams remain and the week is back:

**Saturday and Sunday, December 28-29, 1991: First Round (4 games)** In each conference the Division Champion with the third-best record hosts the Wild Card team with the third-best record; and the Wild Card with the best record hosts the Wild Card with the second-best record. There are no restrictions on intra-divisional play. The Division Champions with the two best records each receive a bye.

**Saturday and Sunday, January 4-5, 1992: Second Round (4 games)** The Divisional Champions with the best records hosts the Wild Card winner (from the First Round) with the poorest record. The Divisional Champion with the second best record will host either other First Round winner.

**Sunday, January 12, 1992: Conference Championships (2 games)** Winners from the Divisional Playoffs meet at the Division Champion with the best record.

**Sunday, January 26, 1992: Super Bowl XXVI in Minneapolis, Minnesota**





# OPP'S INDIVIDUAL PLAYOFF RECORDS

## SCORING

### Points

- 18 Tom Fears, at Rams, 12/17/50
- 17 Ken Strong, at NYG, 12/9/34
- 13 Efen Herrera, at Dal., 12/26/77

### Touchdowns

- 3 Tom Fears, at Rams, 12/17/50
- 2 Jerry Rice, vs. SF, 1/8/89
- Art Monk, vs. Wash., 1/3/87
- John Riggins, at Wash., 12/30/84
- Harold Carmichael, at Phil., 12/23/79
- Tony Dorsett, at Dal., 12/26/77
- Alex Webster, at NYG, 12/30/56
- Andy Farkas, vs. Wash., 12/26/43
- Wayne Millner, vs. Wash., 12/12/37
- Ken Strong, at NYG, 12/9/34

### Field goals

- 4 Luis Zendejas, vs. Phil., 12/31/88
- 3 Ray Wersching, at SF, 1/6/85
- Efen Herrera, at Dal., 12/26/77
- 2 Jess Atkinson, vs. Wash., 1/3/87
- Tony Franklin, at Phil., 12/23/79

### Long field goal

- 47 Morten Andersen, vs. NO, 1/6/91
- 46 Matt Bahr, at NYG, 1/13/91
- 43 Bob Waterfield, at Rams, 12/17/50
- Ben Agajanian, at NYG, 12/30/56

## RUSHING

### Attempts

- 28 George Rogers, vs. Wash., 1/3/87
- 26 Wilbert Montgomery, at Phil., 12/23/79
- 21 Ottis Anderson, at NYG, 1/13/91
- John Riggins, at Wash., 12/30/84

### Yards

- 94 Ken Strong, at NYG, 12/9/34
- 87 Wilbert Montgomery, at Phil., 12/23/79
- 85 Tony Dorsett, at Dal., 12/26/77

### Long

- 42 Ken Strong, at NYG, 12/9/34
- 39 Roger Craig, at SF, 1/6/85
- 38 George Franck, NYG, 12/15/46

### Touchdowns

- 2 John Riggins, at Wash., 12/30/84
- Tony Dorsett, at Dal., 12/26/77
- Alex Webster, at NYG, 12/30/56
- Ken Strong, at NYG, 12/9/34

## PASSING

### Attempts

- 54 Randall Cunningham, vs. Phil., 12/31/88
- 42 Joe Theismann, at Wash., 12/30/84
- 35 Phil Simms, vs. NYG, 1/5/86

### Completions

- 27 Randall Cunningham, vs. Phil., 12/31/88
- 22 Joe Theismann, at Wash., 12/30/84
- 18 Joe Montana, at SF, 1/6/85
- Sammy Baugh, vs. Wash., 12/12/37

### Yards

- 407 Randall Cunningham, vs. Phil., 12/31/88
- 335 Sammy Baugh, vs. Wash., 12/12/37
- 292 Joe Theismann, at Wash., 12/30/84

### Touchdowns

- 3 Joe Montana, vs. SF, 1/8/89
- Ron Jaworski, at Phil., 12/23/79
- Bob Waterfield, at Rams, 12/17/50
- Sammy Baugh, vs. Wash., 12/12/37
- 2 Jeff Hostetler, at NYG, 1/13/91
- Jay Schroeder, vs. Wash., 1/3/87
- Charlie Conerly, at NYG, 12/30/56
- Frank Filchock, at NYG, 12/15/46
- Sammy Baugh, vs. Wash., 12/26/43
- Harry Newman, vs. NYG, 12/17/33

### Interceptions

- 6 Frank Filchock, at NYG, 12/15/46
- 5 Frank Filchock, at Wash., 12/8/40
- YA Tittle, vs. NYG, 12/29/63
- 3 Randall Cunningham, vs. Phil., 12/31/88
- George Cafego, vs. Wash., 12/26/43
- Tuffy Leemans, vs. NYG, 12/21/41

### Long

- 77 Sammy Baugh, vs. Wash., 12/12/37
- 67 Charlie Conerly, at NYG, 12/30/56
- 63 Ron Jaworski, at Phil., 12/23/79
- Bob Waterfield, at Rams, 12/17/50

## RECEIVING

### Receptions

- 10 Art Monk, at Wash., 12/30/84
- 9 Keith Byars, vs. Phil., 12/31/88
- Wayne Millner, vs. Wash., 12/12/37
- 7 Keith Jackson, vs. Phil., 12/31/88
- Tom Fears, at Rams, 12/17/50

### Yards

- 198 Tom Fears, at Rams, 12/17/50
- 160 Wayne Millner, vs. Wash., 12/12/37
- 142 Keith Jackson, vs. Phil., 12/31/88

**Long**

- 77 Wayne Millner, vs. Wash, 12/12/37  
 67 Frank Gifford, at NYG, 12/30/56  
 63 Billy Campfield, at Phil., 12/23/79  
 Tom Fears, at Rams, 12/17/50

**Touchdowns**

- 3 Tom Fears, at Rams, 12/17/50  
 2 Jerry Rice, vs. SF, 1/8/89  
 Art Monk, vs. Wash., 1/3/87  
 Harold Carmichael, at Phil., 12/23/79  
 Wayne Millner, vs. Wash., 12/12/37

**PUNTING****Punts**

- 11 Dale Hatcher, vs. Rams, 1/12/86  
 Ken Strong, vs. NYG, 12/17/33  
 9 Sean Landeta, vs. NYG, 1/5/86  
 7 Steve Cox, vs. Wash., 1/3/87  
 Bob Waterfield, at Rams, 12/17/50

**Yards**

- 431 Dale Hatcher, vs. Rams, 1/12/86  
 343 Sean Landeta, vs. NYG, 1/5/86  
 342 Ken Strong, vs. NYG, 12/17/33

**Long**

- 69 Bob Waterfield, at Rams, 12/17/50  
 63 Sean Landeta, vs. NYG, 1/5/86  
 62 Rich Camarillo, vs. NE, 1/26/86  
 Ken Strong, at NYG, 12/9/34

**PUNT RETURNS****Returns**

- 4 John Taylor, vs. SF, 1/8/89  
 Wally Henry, at Phil., 12/23/79  
 Dana McLemore, at SF, 1/6/85  
 3 Eric Yarber, vs. Wash., 1/3/87  
 Mike Nelms, at Wash., 12/30/84  
 Butch Johnson, at Dal., 12/26/77  
 Frank Filchock, at NYG, 12/15/46  
 Ken Strong, at NYG, 12/9/34

**Yards**

- 69 Dana McLemore, at SF, 1/6/85  
 66 Ken Strong, at NYG, 12/9/34  
 52 Darrell Green, vs. Wash., 1/10/88

**Long**

- 52 Darrell Green, vs. Wash., 1/10/88  
 42 Ken Strong, at NYG, 12/9/34  
 34 Wally Henry, at Phil., 12/23/79

**Touchdowns**

- 1 Darrell Green, vs. Wash., 1/10/88

**KICKOFF RETURNS****Returns**

- 7 Stephen Starring, vs. NE, 1/26/86  
 5 Izel Jenkins, vs. Phil., 12/31/88  
 4 Mike Nelms, at Wash., 12/30/84  
 Frank Filchock, at Wash., 12/8/40

**Yards**

- 153 Stephen Starring, vs. NE, 1/26/86  
 111 Frank Filchock, at Wash., 12/8/40  
 101 Izel Jenkins, vs. Phil., 12/31/88

**Long**

- 62 Max Kruse, at Wash., 12/8/40  
 53 Gene Filipski, at NYG, 12/30/56  
 47 Hugh McElhenny, vs. NYG, 12/29/63

**Touchdowns**

(none)

**INTERCEPTIONS****Interceptions**

- 3 Charlie Waters, at Dal., 12/26/77  
 2 Howard Livingston, at NYG, 12/15/46

**Yards**

- 53 Charlie Waters, at Dal., 12/26/77  
 28 Jim Patton, at NYG, 12/30/56  
 Woodley Lewis, at Rams, 12/17/50  
 23 Brian Davis, vs. Wash., 1/10/88  
 D.D. Lewis, at Dal., 12/26/77

**Long**

- 37 Everson Walls, at NYG, 1/13/91  
 28 Jim Patton, at NYG, 12/30/56  
 Woodley Lewis, at Rams, 12/17/50  
 25 Charlie Waters, at Dal., 12/26/77

**Touchdowns**

(none)

**SACKS**

(since 1977)

**Sacks**

- 3.5 Rich Milot, at Wash., 12/30/84  
 3.0 Charles Mann, vs. Wash., 1/10/88  
 2.0 Renaldo Turnbull, vs. NO, 1/6/91  
 Dennis Owens, vs. NE, 1/26/86  
 Doug Reed, vs. Rams, 1/12/86  
 Gary Johnson, at SF, 1/6/85  
 Michael Carter, at SF, 1/6/85

\* NFL Record

† Tied NFL Record





## WHAT TO LOOK FOR IN 1991

1. **Bears** attempting to win their seventh NFC Central title in the last eight years.
2. **Bears** seeking their eighth consecutive Opening Day victory. Chicago has won its last seven openers which is the longest current streak in the NFL.
3. **Bears** improving on their record in the month of September when they are 19-2 over the past six seasons.
4. **Bears** making their first appearance in Buffalo since 1979. The Bills are one of six teams (including both Super Bowl XXV participants) who the Bears face this season that made the 1990 playoffs.
5. **Bears** continuing their success against AFC opponents at Soldier Field where they have won 15 of their last 18. This year the Miami Dolphins and New York Jets travel to Chicago.
6. **Bears** defense attempting to pace the NFL in interceptions for the second straight year. Chicago's 31 thefts in 1990 were tops in the league and marked the eighth time they led the NFL.
7. **Bears** improving on their record when holding opponents to 17-or-less points. Chicago has won 79 of its last 81 games when their opponent has failed to score at least 18 points.
8. **Mike Ditka** recording his 100th regular season coaching victory. Ditka's record in nine seasons as Bears head coach stands at 90-46. His winning percentage of .662 ranks fourth among active coaches.
9. **Neal Anderson** attempting to become just the eighth NFL back to rush for 1,000 yards in four consecutive seasons.
10. **Neal Anderson** climbing up the Bears all-time rushing list. He currently ranks fourth with 4,191 yards, but is just 765 yards behind Gale Sayers for the third spot. Anderson ranks 11th among Bears in all-time scoring with 282 points, and 12th with 182 receptions.
11. **Kevin Butler** becoming the Bears all-time scoring leader. Butler has 633 points and trails only Walter Payton (750) by 117 points.
12. **Kevin Butler** improving on his club record career field goal percentage. His 73.6% lifetime accuracy ranks sixth best in NFL history.
13. **Mark Carrier** attempting to become only the second player in NFL history to lead the league in interceptions in his first two seasons. Only Everson Walls of Dallas (1981-82) has accomplished the feat.
14. **Richard Dent** recording his 100th career sack. His 94 sacks are second only to Lawrence Taylor (114.5) among active sackers in the NFL. Dent has led the Bears in sacks in six of the last seven seasons.
15. **Dennis Gentry** adding to his lead as the club's most prolific kick returner. Gentry has 3,526 lifetime KOR yards in his nine seasons—most by any Bear.
16. **Jim Harbaugh** improving on his club record of lowest interception percentage (1.83). Harbaugh has been picked off just 11 times in 598 career attempts.
17. **Mike Singletary** earning Pro Bowl honors for the ninth consecutive season which would tie him with Walter Payton for most in club history. Singletary's current streak is second in the NFL to Lawrence Taylor who has appeared in the last 10 Pro Bowls.





## MILESTONES WITHIN REACH IN 1991

<b>Mike Ditka</b>	1 ..... playoff win to pass George Halas (6) and become the Bears' all-time post-season victory leader 10 ..... wins for 100 regular season victories
<b>Neal Anderson</b>	4 ..... rushing TDs to surpass Gale Sayers (39) for third place in career rushing TDs 18 ..... receptions for 200 career 18 ..... points for 300 career 53 ..... rushing attempts for 1,000 career 164 ..... receiving yards for 2,000 career
<b>Kevin Butler</b>	17 ..... extra points to surpass George Blanda (247) for most career PATs 30 ..... extra point attempts to pass Bob Thomas (268) for most career PAT attempts 117 ..... points to surpass Walter Payton (750) as Bears all-time scoring leader
<b>Wendell Davis</b>	20 ..... receptions for 100 career
<b>Richard Dent</b>	6 ..... sacks for 100 career
<b>Shaun Gayle</b>	11 ..... games for 100 career 85 ..... tackles for 400 career
<b>Dennis Gentry</b>	37 ..... kickoff returns for 200 career 187 ..... receiving yards for 2,000 career 204 ..... kickoff return yards for 4,000 career
<b>Jim Harbaugh</b>	2 ..... attempts for 600 career 42 ..... passing yards for 4,000 career 154 ..... completions for 500 career 278 ..... rushing yards for 1,000 career
<b>Steve McMichael</b>	42 ..... tackles for 600 career
<b>Ron Morris</b>	200 ..... receiving yards for 2,000 career
<b>Brad Muster</b>	33 ..... rushes for 300 career 53 ..... receiving yards for 1,000 career 107 ..... rushing yards to rank 20th on Bears all-time rushing list
<b>Ron Rivera</b>	59 ..... tackles for 400 career
<b>Mike Singletary</b>	71 ..... tackles for 1,300 career
<b>Tom Thayer</b>	8 ..... games for 100 career 12 ..... starts for 100 career
<b>Jim Thornton</b>	219 ..... receiving yards for 1,000 career
<b>Donnell Woolford</b>	74 ..... tackles for 200 career



# 1991 NFL PRE-SEASON SCHEDULE

Friday, July 26	Chicago at Miami .....	7:00 PM
Saturday, July 27	Hall of Fame Game: Denver vs. Detroit (at Canton, Ohio) .....	11:30 AM
	San Francisco at Los Angeles Raiders .....	3:00 PM
Sunday, July 28	American Bowl: Buffalo vs. Philadelphia (at London, England) .....	NOON
Friday, August 2	Indianapolis at Denver .....	8:00 PM
	Cincinnati at Detroit .....	7:30 PM
Saturday, August 3	American Bowl: Chicago vs. San Francisco (at Berlin, Germany) ...	12:30 PM
	American Bowl: Los Angeles Raiders vs. Miami (at Tokyo, Japan) .....	9:00 PM
	Dallas at Kansas City .....	8:00 PM
	Phoenix at Seattle .....	9:30 PM
	New England at Green Bay .....	6:00 PM
	Houston at San Diego .....	9:00 PM
	Minnesota at New Orleans .....	7:00 PM
	Los Angeles Rams vs. Atlanta (at Jacksonville, FL) .....	7:00 PM
	Philadelphia at New York Jets .....	7:00 PM
Sunday, August 4	Washington at Pittsburgh .....	7:00 PM
Monday, August 5	Tampa Bay at Cleveland .....	7:30 PM
	Buffalo at New York Giants .....	7:00 PM
Wednesday, August 7	Denver at San Francisco .....	8:00 PM
Friday, August 9	Atlanta at Houston .....	7:00 PM
Saturday, August 10	Kansas City vs. New York Jets (at St. Louis, MO) .....	7:00 PM
	Green Bay at New Orleans .....	7:00 PM
	New York Giants at Cleveland .....	8:00 PM
	Philadelphia at Cincinnati .....	6:30 PM
	Miami at Tampa Bay .....	6:00 PM
	Washington at New England .....	6:30 PM
	Detroit at Buffalo .....	5:30 PM
	Seattle at Indianapolis .....	6:30 PM
	Pittsburgh at Minnesota .....	8:00 PM
Sunday, August 11	Phoenix at Chicago .....	7:00 PM
Monday, August 12	Los Angeles Raiders at Dallas .....	7:00 PM
	San Diego at Los Angeles Rams .....	9:00 PM
Friday, August 16	Cleveland at Washington .....	7:00 PM
Saturday, August 17	Buffalo vs. Green Bay (at Madison, WI) .....	NOON
	Tampa Bay at Atlanta .....	6:00 PM
	New York Jets at New York Giants .....	7:00 PM
	Minnesota at Cincinnati .....	6:30 PM
	Pittsburgh at Philadelphia .....	6:30 PM
	New Orleans at Indianapolis .....	6:30 PM
	New England at Phoenix .....	7:30 PM
	Detroit at Kansas City .....	7:00 PM
	Chicago at Los Angeles Raiders .....	3:00 PM
	Seattle at Los Angeles Rams .....	9:00 PM
Sunday, August 18	Dallas at Houston .....	7:00 PM
Monday, August 19	Miami at Denver .....	7:00 PM
	San Diego at San Francisco .....	8:00 PM
Thursday, August 22	Los Angeles Rams vs. Houston (at Memphis, TN) .....	7:00 PM
Friday, August 23	Pittsburgh at Detroit .....	6:30 PM
	San Francisco at Seattle .....	7:00 PM
	Atlanta at Dallas .....	8:00 PM
	Kansas City at Tampa Bay .....	7:00 PM
	New Orleans at Miami .....	7:00 PM
	Denver at Phoenix .....	7:30 PM
	Cleveland at Minnesota .....	7:00 PM
	Indianapolis at Philadelphia .....	6:30 PM
	Los Angeles Raiders at San Diego .....	9:00 PM
Saturday, August 24	Cincinnati at Green Bay .....	6:00 PM
	New York Giants at New England .....	3:00 PM
	New York Jets vs. Washington (Columbia, SC) .....	6:00 PM
	Buffalo at Chicago .....	8:00 PM

All times Chicago time



# 1991 NFL SCHEDULE

## WEEK 1

### Sunday, Sept. 1

Atlanta at Kansas City, NOON  
 Dallas at Cleveland, NOON  
 Philadelphia at Green Bay, NOON  
 Seattle at New Orleans, NOON  
 Tampa Bay at NY Jets, NOON  
 Cincinnati at Denver, 3 PM  
 LA Raiders at Houston, 3 PM  
 Miami at Buffalo, 3 PM  
**Minnesota at Chicago, 3 PM**  
 New England at Indianapolis, 3 PM  
 Phoenix at LA Rams, 3 PM  
 San Diego at Pittsburgh, 3 PM  
 Detroit at Washington, 7 PM

### Monday, Sept. 2

San Francisco at NY Giants, 8 PM

## WEEK 4

### Sunday, Sept. 22

Cleveland at NY Giants, NOON  
 Detroit at Indianapolis, NOON  
 Green Bay at Miami, NOON  
 Houston at New England, NOON  
 LA Raiders at Atlanta, NOON  
 Minnesota at New Orleans, NOON  
 Pittsburgh at Philadelphia, NOON  
 Washington at Cincinnati, NOON  
 Buffalo at Tampa Bay, 3 PM  
 LA Rams at San Francisco, 3 PM  
 San Diego at Denver, 3 PM  
 Seattle at Kansas City, 3 PM  
 Dallas at Phoenix, 7 PM

### Monday, Sept. 23

NY Jets at Chicago, 8 PM

## WEEK 7

### No game: Chicago, Detroit,

Tampa Bay, Green Bay,  
 Denver, New England

### Sunday, Oct. 13

Cincinnati at Dallas, NOON  
 Cleveland at Washington, NOON  
 Indianapolis at Buffalo, NOON  
 New Orleans at Philadelphia, NOON  
 Phoenix at Minnesota, NOON  
 San Francisco at Atlanta, NOON  
 Houston at NY Jets, 3 PM  
 Miami at Kansas City, 3 PM  
 San Diego at LA Rams, 3 PM  
 LA Raiders at Seattle, 7 PM

### Monday, Oct. 14

NY Giants at Pittsburgh, 8 PM

## WEEK 2

### Sunday, Sept. 8

**Chicago at Tampa Bay, NOON**  
 Cleveland at New England, NOON  
 Green Bay at Detroit, NOON  
 Indianapolis at Miami, NOON  
 LA Rams at NY Giants, NOON  
 Minnesota at Atlanta, NOON  
 New Orleans at Kansas City, NOON  
 Phoenix at Philadelphia, NOON  
 Pittsburgh at Buffalo, NOON  
 Denver at LA Raiders, 3 PM  
 NY Jets at Seattle, 3 PM  
 San Diego at San Francisco, 3 PM  
 Houston at Cincinnati, 7 PM

### Monday, Sept. 9

Washington at Dallas, 8 PM

## WEEK 5

**No game:** Cincinnati, Cleveland,  
 Houston, Pittsburgh

### Sunday, Sept. 29

**Chicago at Buffalo, NOON**  
 New Orleans at Atlanta, NOON  
 NY Giants at Dallas, NOON  
 Tampa Bay at Detroit, NOON  
 Green Bay at LA Rams, 3 PM  
 Indianapolis at Seattle, 3 PM  
 Kansas City at San Diego, 3 PM  
 Miami at NY Jets, 3 PM  
 New England at Phoenix, 3 PM  
 San Francisco at LA Raiders, 3 PM  
 Denver at Minnesota, 7 PM

### Monday, Sept. 30

Philadelphia at Washington, 8 PM

## WEEK 8

**No game:** Dallas, NY Giants,  
 Philadelphia, Washington

### Thursday, Oct. 17

**Chicago at Green Bay, 6:30 PM**  
**Sunday, Oct. 20**

Houston at Miami, NOON  
 Minnesota at New England, NOON  
 NY Jets at Indianapolis, NOON  
 Seattle at Pittsburgh, NOON  
 Tampa Bay at New Orleans, NOON  
 Atlanta at Phoenix, 3 PM  
 Cleveland at San Diego, 3 PM  
 Detroit at San Francisco, 3 PM  
 Kansas City at Denver, 3 PM  
 LA Rams at LA Raiders, 3 PM

### Monday, Oct. 21

Cincinnati at Buffalo, 8 PM

## WEEK 3

### Sunday, Sept. 15

Cincinnati at Cleveland, NOON  
 Miami at Detroit, NOON  
 New England at Pittsburgh, NOON  
**NY Giants at Chicago, NOON**  
 Philadelphia at Dallas, NOON  
 Phoenix at Washington, NOON  
 San Francisco at Minnesota, NOON  
 Tampa Bay at Green Bay, NOON  
 Atlanta at San Diego, 3 PM  
 Buffalo at NY Jets, 3 PM  
 Indianapolis at LA Raiders, 3 PM  
 Seattle at Denver, 3 PM  
 LA Rams at New Orleans, 7 PM

### Monday, Sept. 16

Kansas City at Houston, 8 PM

## WEEK 6

**No game:** LA Rams, New Orleans,  
 Atlanta, San Francisco

### Sunday, Oct. 7

Dallas at Green Bay (Mil), NOON  
 Denver at Houston, NOON  
 Miami at New England, NOON  
 Minnesota at Detroit, NOON  
 NY Jets at Cleveland, NOON  
 Philadelphia at Tampa Bay, NOON  
 Seattle at Cincinnati, NOON  
**Washington at Chicago, NOON**  
 San Diego at LA Raiders, 3 PM  
 Phoenix at NY Giants, 3 PM  
 Pittsburgh at Indianapolis, 7 PM

### Monday, Oct. 7

Buffalo at Kansas City, 8 PM

## WEEK 9

**No game:** Buffalo, Indianapolis,  
 Miami, NY Jets

### Sunday, Oct. 27

**Chicago at New Orleans, NOON**  
 Cincinnati at Houston, NOON  
 Denver at New England, NOON  
 Green Bay at Tampa Bay, NOON  
 LA Rams at Atlanta, NOON  
 Pittsburgh at Cleveland, NOON  
 San Francisco at Philadelphia, NOON  
 Dallas at Detroit, 3 PM  
 Minnesota at Phoenix, 3 PM  
 San Diego at Seattle, 3 PM  
 Washington at NY Giants, 7 PM

### Monday, Oct. 28

LA Raiders at Kansas City, 8 PM





# 1991 NFL SCHEDULE

## WEEK 10

**No game:** LA Raiders, Seattle, Kansas City, San Diego  
**Sunday, Nov. 3**

Cleveland at Cincinnati, NOON  
**Detroit at Chicago, NOON**  
 Green Bay at NY Jets, NOON  
 Houston at Washington, NOON  
 New England at Buffalo, NOON  
 Phoenix at Dallas, NOON  
 Tampa Bay at Minnesota, NOON  
 Atlanta at San Francisco, 3 PM  
 Miami at Indianapolis, 3 PM  
 New Orleans at LA Rams, 3 PM  
 Pittsburgh at Denver, 7 PM  
**Monday, Nov. 4**  
 NY Giants at Philadelphia, 8 PM

## WEEK 11

**Sunday, Nov. 10**

Atlanta at Washington, NOON  
 Buffalo at Green Bay (Mil.) NOON  
 Dallas at Houston, NOON  
 Detroit at Tampa Bay, NOON  
 Indianapolis at NY Jets, NOON  
 Philadelphia at Cleveland, NOON  
 Pittsburgh at Cincinnati, NOON  
 San Francisco at New Orleans, NOON  
 Kansas City at LA Rams, 3 PM  
 LA Raiders at Denver, 3 PM  
 NY Giants at Phoenix, 3 PM  
 Seattle at San Diego, 3 PM  
 New England at Miami, 7 PM  
**Monday, Nov 11**  
**Chicago at Minnesota, 8 PM**

## WEEK 12

**Sunday, Nov. 17**

**Chicago at Indianapolis, NOON**  
 Cincinnati at Philadelphia, NOON  
 Denver at Kansas City, NOON  
 Minnesota at Green Bay, NOON  
 NY Jets at New England, NOON  
 Tampa Bay at Atlanta, NOON  
 Washington at Pittsburgh, NOON  
 Dallas at NY Giants, 3 PM  
 LA Rams at Detroit, 3 PM  
 New Orleans, San Diego, 3 PM  
 Phoenix at San Francisco, 3 PM  
 Seattle at Los Angeles, 3 PM  
 Cleveland at Houston, 7 PM  
**Monday, Nov. 18**  
 Buffalo at Miami, 8 PM

## WEEK 13

**Sunday, Nov. 24**

Buffalo at New England, NOON  
 Dallas at Washington, NOON  
 Detroit at Minnesota, NOON  
 Houston at Pittsburgh, NOON  
 Indianapolis at Green Bay (Mil.) NOON  
 Kansas City at Cleveland, NOON  
 LA Raiders at Cincinnati, NOON  
**Miami at Chicago, NOON**  
 NY Giants at Tampa Bay, NOON  
 Denver at Seattle, 3 PM  
 Philadelphia at Phoenix, 3 PM  
 San Diego at NY Jets, 3 PM  
 Atlanta at New Orleans, 7 PM  
**Monday, Nov. 25**  
 San Francisco at LA Rams, 8 PM

## WEEK 14

**No game:** Minnesota, Phoenix  
**Thursday, Nov. 28**

**Chicago at Detroit, 11:30 AM**  
 Pittsburgh at Dallas, 3 PM  
**Sunday, Dec. 1**  
 Cleveland at Indianapolis, NOON  
 Green Bay at Atlanta, NOON  
 NY Jets at Buffalo, NOON  
 Tampa Bay at Miami, NOON  
 Kansas City at Seattle, 3 PM  
 New England at Denver, 3 PM  
 New Orleans at San Francisco, 3 PM  
 NY Giants at Cincinnati, 3 PM  
 Washington at LA Rams, 3 PM  
 LA Raiders at San Francisco, 7 PM  
**Monday, Dec. 2**  
 Philadelphia at Houston, 8 PM

## WEEK 15

**Sunday, Dec. 8**

Denver at Cleveland, NOON  
**Green Bay at Chicago, NOON**  
 Indianapolis at New England, NOON  
 New Orleans at Dallas, NOON  
 Philadelphia at NY Giants, NOON  
 Pittsburgh at Houston, NOON  
 San Diego at Kansas City, NOON  
 Atlanta at LA Rams, 3 PM  
 Buffalo at LA Raiders, 3 PM  
 NY Jets at Detroit, 3 PM  
 San Francisco at Seattle, 3 PM  
 Washington at Phoenix, 3 PM  
 Minnesota at Tampa Bay, 7 PM  
**Monday, Dec. 9**  
 Cincinnati at Miami, 8 PM

## WEEK 16

**Saturday, Dec. 14**

**Tampa Bay at Chicago, 11:30 AM**  
 Kansas City at San Francisco, 3 PM  
**Sunday, Dec 15**  
 Cincinnati at Pittsburgh, NOON  
 Dallas at Philadelphia, NOON  
 Detroit at Green Bay, NOON  
 Houston at Cleveland, NOON  
 LA Rams at Minnesota, NOON  
 New England at NY Jets, NOON  
 Seattle at Atlanta, NOON  
 Miami at San Diego, 3 PM  
 NY Giants at Washington, 3 PM  
 Phoenix at Denver, 3 PM  
 Buffalo at Indianapolis, 7 PM  
**Monday, Dec. 17**  
 LA Raiders at New Orleans, 8 PM

## WEEK 17

**Saturday Dec. 21**

Houston at NY Giants, 11:30 AM  
 Green Bay at Minnesota, 3 PM  
**Sunday, Dec. 22**  
 Atlanta at Dallas, NOON  
 Cleveland at Pittsburgh, NOON  
 Detroit at Buffalo, NOON  
 New England at Cincinnati, NOON  
 NY Jets at Miami, NOON  
 Denver at San Diego, 3 PM  
 Indianapolis at Tampa Bay, 3 PM  
 New Orleans at Phoenix, 3 PM  
 Washington at Philadelphia, 3 PM  
 LA Rams at Seattle, 7 PM  
**Monday, Dec. 23**  
**Chicago at San Francisco, 8 PM**

## BEARS IN '90

Overall .....	11-5
Home .....	7-1
Road .....	4-4
Grass .....	11-3
Artificial .....	0-2
Outdoors .....	11-3
Indoors .....	0-2
vs. NFC .....	9-3
vs. AFC .....	2-2
vs. NFC Central .....	6-2



# BEARS IN THE PRO BOWL

(1951-1970: East vs. West — 1971-present: NFC vs. AFC)

- 1991:** Neal Anderson,\* RB (3)  
Mark Bortz,\* G (2)  
Mark Carrier, S, (1)  
Richard Dent, DE (3)  
Jay Hilgenberg, C (6)  
Mike Singletary, LB (8)
- 1990:** Neal Anderson,\* RB (2)  
Jay Hilgenberg, C (5)  
Mike Singletary, LB (7)
- 1989:** Neal Anderson, RB (1)  
Mark Bortz, G (1)  
Dave Duerson, S (4)  
Jay Hilgenberg, C (4)  
Mike Singletary, LB (6)
- 1988:** Dave Duerson, S (3)  
Jay Hilgenberg, C (3)  
Wilber Marshall, LB (2)  
Steve McMichael, DT (2)  
Mike Singletary, LB (5)
- 1987:** Jim Covert, T (2)  
Dave Duerson, S (2)  
Wilber Marshall, LB (1)  
Steve McMichael, DT (1)  
Jay Hilgenberg, C (2)  
Walter Payton, RB (9)  
Mike Singletary, LB (4)
- 1986:** Jim Covert, T (1)  
Richard Dent, DE (2)  
Dave Duerson, S (1)  
Dan Hampton, DE (4)  
Jay Hilgenberg, C (1)  
Jim McMahon, QB (1)  
Walter Payton, RB (8)  
Mike Singletary, LB (3)  
Otis Wilson, LB (1)
- 1985:** Todd Bell, S (1)  
Richard Dent, DE (1)  
Dan Hampton, DT (3)  
Walter Payton, RB (7)  
Mike Singletary, LB (2)
- 1984:** Walter Payton, RB (6)  
Mike Singletary, LB (1)
- 1983:** Dan Hampton, DT (2)
- 1982:** Gary Fencik, S (2)
- 1981:** Gary Fencik, S (1)  
Dan Hampton, DE (1)  
Walter Payton, RB (5)
- 1980:** Walter Payton, RB (4)
- 1979:** Walter Payton, RB (3)
- 1978:** Allan Ellis, CB (1)  
Walter Payton, RB (2)
- 1977:** Wally Chambers, DT (3)
- 1976:** Wally Chambers, DT (2)  
Walter Payton, RB (1)
- 1975:** None
- 1974:** Wally Chambers, DT (1)
- 1973:** Dick Butkus, LB (8)  
Ron Smith, KR (1)
- 1972:** Dick Butkus, LB (7)  
Dick Gordon, WR (2)
- 1971:** Dick Butkus, LB (6)  
Dick Gordon,\* WR (1)  
Bobby Joe Green, P (1)  
Cecil Turner, KR (1)
- 1970:** Dick Butkus, LB (5)  
Gale Sayers,† RB (5)
- 1969:** Dick Butkus, LB (4)  
Gale Sayers,\* RB (4)  
Roosevelt Taylor, DB (2)
- 1968:** Dick Butkus, LB (3)  
Gale Sayers,† RB (3)
- 1967:** Dick Butkus, LB (2)  
Richie Petitbon, DB (3)  
Gale Sayers, RB (2)
- 1966:** Doug Atkins, DE (8)  
Dick Butkus, LB (1)  
Mike Ditka, TE (5)  
Joe Fortunato, LB (5)  
Gale Sayers,† RB (1)
- 1965:** Mike Ditka, TE (4)  
Joe Fortunato, LB (4)  
Johnny Morris,\* FL (2)
- 1964:** Doug Atkins, DE (7)  
Mike Ditka, TE (3)  
Joe Fortunato, LB (3)  
Joe Marconi, RB (1)  
Richie Petitbon, DB (2)  
Mike Pyle, C (1)  
Roosevelt Taylor, DB (1)  
Bill Wade, QB (1)
- 1963:** Doug Atkins, DE (6)  
Mike Ditka, TE (2)  
Joe Fortunato, LB (2)  
Richie Petitbon, DB (1)
- 1962:** Doug Atkins, DE (5)  
Mike Ditka, TE (1)  
Bill George, LB (8)  
Stan Jones, G (7)
- 1961:** Doug Atkins, DE (4)  
Bill George, LB (7)  
Stan Jones, G (6)  
Johnny Morris, FL (1)
- 1960:** Doug Atkins, DE (3)  
Erich Barnes, DB (1)  
Rick Casares, RB (5)  
Bill George, LB (6)  
Stan Jones, G (5)  
Fred Williams, DT (4)
- 1959:** Doug Atkins, DE (2)  
Rick Casares, RB (4)  
Joe Fortunato, LB (1)  
Willie Galimore, RB (1)  
Bill George, LB (5)  
Stan Jones, G (4)  
Fred Williams, DT (3)
- 1958:** Doug Atkins, DE (1)  
Rick Casares, RB (3)  
Bill George, LB (4)  
Kline Gilbert, T (1)  
Stan Jones, G (3)
- 1957:** Ed Brown, QB (2)  
JC Caroline, HB (1)  
Rick Casares, RB (2)  
Bill George, LB (3)  
Harlon Hill, WR (3)  
Stan Jones, G (2)  
McNeil Moore, HB (1)  
Larry Strickland, C (1)
- 1956:** Ed Brown, QB (1)  
Rick Casares, RB (1)  
Bill George, LB (2)  
Harlon Hill, WR (2)  
Jack Hoffman, E (2)  
Stan Jones, G (1)  
Bill Wightkin, T (1)
- 1955:** Bill Bishop, T (1)  
Bill George, LB (1)  
Harlon Hill, WR (1)  
Ed Sprinkle, DE (4)

(continued)

<b>1954:</b> George Connor, T-LB (4) Jack Hoffman, E (1) Don Kindt, HB (1) Fred Williams, DT (2)	<b>1952:</b> Dick Barwegan, G (2) Ray Bray, G (2) George Connor, T-LB (2) John Dottley, RB (2) Johnny Lujack, QB (2) Ed Sprinkle, DE (2) Bulldog Turner, C-LB (2)	<b>1951:</b> Dick Barwegan, G (1) Ray Bray, G (1) George Connor, T-LB (1) Fred Davis, T (1) Johnny Lujack, QB (1) Ed Sprinkle, DE (1) Bulldog Turner, C-LB (1)
<b>1953:</b> Dick Barwegan, G (3) George Connor, T-LB (3) Gene Schroeder, E (1) Ed Sprinkle, DE (3) Fred Williams, DT (1)		

\* Did not play due to injuries; † Denotes game's outstanding back, lineman; ( ) Number of appearances



## BEARS IN OVERTIME

Date	Coin flip winner	Winner	Loser	Time
Oct. 16, 1977	Chicago	MINNESOTA 22	Bears 16	6:45
Dec. 18, 1977	New York	Bears 12	NY GIANTS 9	14:51
Oct. 1, 1978	Chicago	Oakland 25	BEARS 19	5:19
Sept. 7, 1980	Chicago	GREEN BAY 12	Bears 6	6:00
Nov. 27, 1980	Chicago	Bears 23	DETROIT 17	0:21*
Dec. 14, 1980	Cincinnati	Cincinnati 17	BEARS 14	4:23
Oct. 25, 1981	Chicago	BEARS 20	San Diego 17	9:30
Nov. 8, 1981	Chicago	Bears 16	KANSAS CITY 13	13:07
Jan. 2, 1983	Chicago	TAMPA BAY 26	Bears 23	3:14
Sept. 18, 1983	Chicago	NEW ORLEANS 34	Bears 31	10:57
Sept. 25, 1983	Baltimore	BALTIMORE 22	Bears 19	4:51
Sept. 14, 1986	Philadelphia	BEARS 13	Philadelphia 10	5:56
Nov. 30, 1986	Chicago	BEARS 13	Pittsburgh 10	3:55
Nov. 18, 1990	Denver	Bears 16	DENVER 13	13:14
Dec. 2, 1990	Chicago	BEARS 23	Detroit 17	10:57

8-7 overall: 4-2 at home; 4-5 on the road

HOME TEAM IN CAPS; \*NFL record for shortest OT period.

## BUTLER IN THE CLUTCH

Date	Opponent	Site	Distance	Time Left	Final
Dec. 2, 1990	Detroit	Soldier Field	19	0:33	23-17*
Nov. 18, 1990	Denver	Mile High Stadium	41	0:03	
			44	Overtime	19-16
Sept. 23, 1990	Minnesota	Soldier Field	52	0:04	19-16
Dec. 11, 1988	Detroit	Soldier Field	32	0:04	13-12
Dec. 27, 1987	LA Raiders	LA Coliseum	30	4:46	6-3
Nov. 8, 1987	Green Bay	Lambeau Field	52	0:00	26-24
Sept. 14, 1986	Philadelphia	Soldier Field	55	0:01	
			23	Overtime	13-10
Nov. 16, 1986	Atlanta	Fulton County	44	8:09	13-10
Nov. 23, 1986	Green Bay	Soldier Field	32	2:37	12-10
Nov. 30, 1986	Pittsburgh	Soldier Field	28	0:50	
			42	Overtime	13-10
Dec. 15, 1986	Detroit	Silverdome	22	0:00	16-13

*Italics indicates miss*

\*Butler's kick in regulation sent game into OT when Bears scored a touchdown





## SOLDIER FIELD

The Chicago Bears enter their 21st year at Soldier Field after playing their first 51 seasons at Wrigley Field. Soldier Field was opened in 1924 as a 45,000-seat Municipal Grant Park Stadium. The first football game played on its field was November 22, 1924, as a capacity crowd watched Notre Dame edge Northwestern, 13-6.

It hosted the first boxing event which drew a gate of over \$2.5 million (Dempsey-Tunney, 1927), the first ski meet held in a stadium, and the all-time largest football crowd (123,000). The largest crowd for any event in Soldier Field was 260,000 on Sept. 8 1954 for the religious Marian Year Tribute.

The 100,000-seat stadium was dedicated November 27, 1926, with Army battling Navy to a 21-21 tie. The all-time collegiate attendance record of 123,000 plus was established Nov. 26, 1927 as Notre Dame beat Southern Cal 7-6. In the first professional game at the then-mammoth stadium, the Bears defeated the Chicago Cardinals 10-0 on November 11, 1926.

Plans for the stadium started in 1919 as a memorial to the soldiers of WWI. Soldier Field stands on 10,000 pile foundations driving an average depth of 62.5 feet through fill that replaced the lake waters. The stadium is maintained and operated by the Chicago Park District.

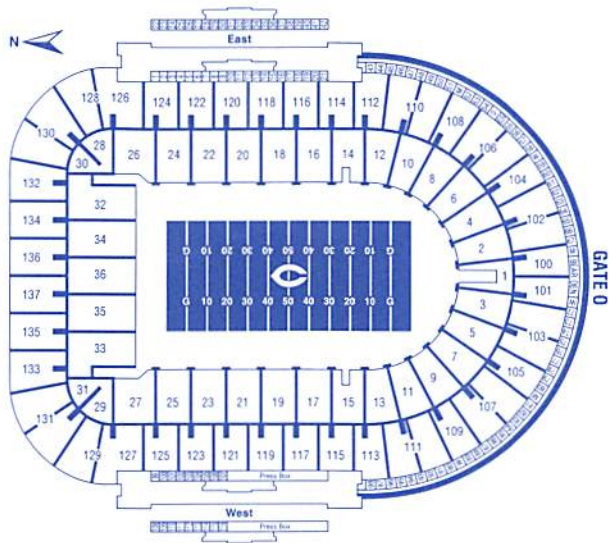
Other stadium notes since the Bears moved to Soldier Field:

**1971** — September 19th, Chicago defeats the Pittsburgh Steelers 17-15 before capacity crowd of 57,000 in the Bears' first game since moving from Wrigley.

**1979** — The stadium undergoes major reconstruction and renovation prior to the season including new lighting, playing surface, and lockerrooms; rebuilding of seating area (new chairbacks, arm rests, seats); and improvement of sightlines.

**1982** — Additional rebuilding of seating areas was completed as well as new concourses with more restrooms and concession areas. A new press box, 60 deluxe skyboxes and a new scoreboard were also built. Capacity is increased to 66,030.

**1988** — Surface was changed from artificial turf to natural grass and 56 skyboxes were added along south rim (increasing the total to 116). The capacity is increased to current figure of 66,946.





## TRAINING CAMP

For the eighth consecutive year, the Bears' training camp will be held at the University of Wisconsin-Platteville. Players report to camp on Tuesday, July 16, and will participate in two-a-day workouts each day at 9:30 AM and 3:30 PM beginning Wednesday, July 17. The annual intrasquad scrimmage will be held on Saturday, July 20 at 2:00 PM in Pioneer Stadium.

Following is a list of Bears' training camp sites:

<b>1984-Present</b>	University of Wisconsin-Platteville, Wisconsin
<b>1975-83</b>	Lake Forest College, Lake Forest, Illinois
<b>1944-74</b>	St. Joseph's College, Rensselaer, Indiana
<b>1935-43</b>	St. John's Military Academy, Delafield, Wisconsin
<b>1934</b>	Lane Tech High School, Chicago, Illinois

## DIRECTIONS TO PLATTEVILLE, WISCONSIN

**FROM CHICAGO** – Take 90 West to Route 20 West through Freeport, IL. As you approach Rockford, take Rt. 20 North. Continue on Rt. 20 to Rt. 26 North which becomes Wisconsin Rt. 69 North. From 69 North turn onto Rt. 11 West until you run into Rt. 23 North just east of Schullsberg. Stay on Rt. 23 for six miles before turning onto Rt. 81 West. Stay on Rt. 81 for 20 miles until you enter Platteville.



## HALAS HALL

Located on the picturesque campus of Lake Forest College, Halas Hall is the Bears' year-round home. Named to honor the late George S. Halas, the Bears founder and one of the pioneers of the NFL, the building is dedicated to the memory of George Halas, Jr., who died December 16, 1979.

Halas Hall was opened to the players in September of '79. Coaches and administrative staff members moved into the top level of the three-story complex in November. Finishing touches were completed in May of 1980.

In the spring of 1985, the Bears' corporate offices were moved to Halas Hall from downtown. One regulation-size grass football field and one 70-yard field are situated behind the building. Today, only the team's ticket operations are housed at 55 E. Jackson Blvd.

Designed by Allan M. Pickus Architects and built by Pickus Construction of Waukegan, IL, the lower floor of the building houses team meeting rooms, a player lounge, a racquetball court, rookie and staff lockers and shower areas, storage and utility rooms. The ground-level floor features the veteran's lockerroom, showers, sauna, training and weight rooms, coaches' lockerroom, equipment rooms, laundry, video lab, darkroom, computer department, and media workroom.

The top floor holds the reception area, staff offices, conference rooms, duplicating room, and a mini-kitchen.

## DIRECTIONS TO HALAS HALL

**FROM THE LOOP** – Take Edens Expressway (94 North) to 41 North (Exit 29). Exit onto Deerpath Road and head east. Go through the business district, across the railroad tracks, and turn right (south) on Washington Road. Halas Hall is a block past the second stop sign on the right side of the road (250 N. Washington Rd.). Parking is available on the left.

**FROM O'HARE AIRPORT** – Take 294 North to Town Line Road (Hwy. 60). Take 60 east to where it deadends into 41. Go north approximately 200 yards to the Deerpath Road exit and head east. Go through the business district, across the railroad tracks, and turn right (south) on Washington Road. Halas Hall is a block past the second stop sign on the right side of the road (250 N. Washington Rd.). Parking is available on the left.



## BEARS ON MONDAY NIGHT

Date	Winner	Loser	Score	Following Week
Oct. 5, 1970	LIONS	Bears	28-14	L Min
Nov. 29, 1971	DOLPHINS	Bear	24- 3	L @ Den
Oct. 23, 1972	BEARS	Vikings	13-10	W @ StL
Nov. 12, 1973	CHIEFS	Bears	19- 7	L Det
Oct. 21, 1974	BEARS	Packers	10- 9	L @ Buf
Oct. 27, 1975	Vikings	BEARS	13- 9	L Mia
Oct. 10, 1977	BEARS	Rams	24-23	L @Min
Sept. 25, 1978	Vikings	BEARS	24-20	L Oak
Oct. 16, 1978	BRONCOS	Bears	16- 7	L @ TB
Dec. 4, 1978	CHARGERS	Bears	40- 7	W GB
Oct. 6, 1980	BEARS	Bucs	23- 0	L @ Min
Nov. 3, 1980	BROWNS	Bears	27-21	W Wash
Sept. 28, 1981	Rams	BEARS 7	24- 7	W @ Min
Oct. 19, 1981	LIONS	Bears	48-17	W SD
Dec. 3, 1984	CHARGERS	Bears	20- 7	L GB
Oct. 21, 1985	BEARS	Packers	23- 7	W Min
Dec. 2, 1985	DOLPHINS	Bears	38-24	W Ind
Sept. 22, 1986	Bears	PACKERS	25-12	W @ Cin
Nov. 3, 1986	Rams	BEARS	20-17	W @ TB
Dec. 15, 1986	Bears	LIONS	16-13	W @ Dal
Sept. 14, 1987	BEARS	Giants	34-19	W TB
Nov. 16, 1987	BRONCOS	Bears	31-29	W Det
Dec. 14, 1987	49ERS	Bears	41- 0	L @ Sea
Oct. 24, 1988	BEARS	49ers	10- 9	L @ NE
Dec. 5, 1988	RAMS	Bears	20- 3	W Det
Dec. 19, 1988	VIKINGS	Bears	28-27	end of season
Oct. 2, 1989	BEARS	Eagles	27-13	L @ TB
Oct. 23, 1989	BROWNS	Bears	27- 7	W LARams

Overall Record on Monday Night Football: 10-18 (Home: 8-4, Road: 2-14)

Record week following MNF: 13-14

At home following MNF home game: 2-2; following MNF road game: 7-3

On the road following MNF home game: 2-6; following MNF road game: 2-3

HOME TEAM IN CAPS

### NUMBER ONE

#### MONDAY NIGHT FOOTBALL TOP FIVE GAMES (1970-90)

Date	Game	Rating	Share
Dec. 2, 1985	Chicago @ Miami	29.6	46
Dec. 3, 1990	NY Giants @ San Francisco	27.0	42
Oct. 2, 1978	Dallas @ Washington	26.8	43
Dec. 22, 1980	Pittsburgh @ San Diego	25.3	40
Nov. 30, 1981	Philadelphia @ Miami	25.3	40





## BEARS TELEVISION


### PRE-SEASON TV

The Chicago Bears and WMAQ-TV, the NBC affiliate in Chicago, signed a three-year contract during the off-season to televise the non-network games to Chicago and surrounding markets. The Bears will handle production and advertising sales of the games. NBC veteran announcer Don Criqui will call play-by-play with ex-Bear Dan Hampton handling the analysis.

Criqui has broadcast NFL games for NBC since 1979, and has also broadcast the Orange Bowl, NFL Playoffs, and NCAA Basketball. Hampton completed an outstanding 12-year playing career as a defensive end/tackle in 1990 and currently resides in Little Rock.

Hampton and Criqui will broadcast the pre-season opener, Friday, July 26 at Miami (7:00 PM CT) and the August 17 contest vs. the Los Angeles Raiders (3:00 PM) at the Coliseum. The games will be shown live and then re-broadcast following *Saturday Night Live* at midnight.

The Bears are just the second NFL team to bring their pre-season TV package "in-house". The Cleveland Browns made the same move two years ago.



Dan Hampton, one of the greatest players in Bear history, joins veteran play-by-play talent Don Criqui in broadcasting non-network pre-season games.

### CHICAGO BEARS WEEKLY

The Chicago Bears 30-minute television show, *Chicago Bears Weekly*, returns for its second season this fall. The show, which is produced by the Bears, will air each Saturday at 6:00 PM on WMAQ-TV (NBC) in Chicago beginning August 31 and continuing throughout the season.

*Chicago Bears Weekly* will be hosted by Wayne Larrivee, the Bears' radio play-by-play voice since 1985 and Hub Arkush, publisher of *Pro Football Weekly* and an analyst on the Bears radio team. The show will include a review of the previous game, a feature on the 20 greatest games in Bear history, a preview of the upcoming game, and interviews with Bear players and coaches.

"Toyota,  
I love what you  
do for me."

CHICAGOLAND-  
NORTHWEST  
INDIANA  
TOYOTA DEALERS

WGN-TV  
720  
"the Sport Station"

UNITED AIRLINES

Montgomery Ward

THE BRAND NAME SAVINGS STORE



CELLULAR ONE®

A Southwestern Bell Company



# BEARS RADIO NETWORK

## WGN 720-AM

The nation's most listened to radio station has been the flagship station of the Bears' radio network since 1985. Wayne Larrivee calls play-by-play with ex-Bears' safety Gary Fencik and *Pro Football Weekly's* Hub Arkush providing analysis. Pre-game programming beings two hours prior to kickoff with WGN Sports Director Chuck Swirsky and Randy Minkoff. The post-game show features analysis from Mike Ditka and Bears' players from the lockerroom. WGN is joined on the Bears Radio Network by 58 stations representing 10 states nationwide.



### WAYNE LARRIVEE

One of the most versatile and talented play-by-play announcers in the country, Wayne Larrivee begins his seventh season as the radio voice of the Bears. Larrivee also hosts the Bears' weekly television show and *Pro Football Weekly*, both shown locally (WMAQ-TV) on Saturday nights. Larrivee has also broadcast television play-by-play of Big Ten football and basketball (Raycom

and ESPN) and Notre Dame basketball (WGN). A native New Englander, Larrivee previously served as the play-by-play voice for the Kansas City Chiefs, Missouri Valley Conference, University of Colorado, and University of Iowa before joining WGN in 1985.



### GARY FENCIK

Gary Fencik, who retired following the 1987 season, enters his second year in the Bears broadcast booth as the analyst. Fencik joined the Bears as a free agent in 1976, and became a starter in his second year. He finished his career as the club's all-time leader in takeaways (50) and interceptions (38) while earning two trips to the Pro Bowl (1981-82). Fencik played wide receiver at Illinois'

Barrington High School and Yale before being drafted in the ninth round by the Miami Dolphins. Since his playing career ended, Fencik has worked as a NFL color commentator for CBS-TV in 1988 and is currently employed by Hawthorne Realty.



### HUB ARKUSH

One of the most knowledgeable people covering pro football, Hub Arkush begins his fourth year as a member of the Bears' radio team. Arkush is publisher of *Pro Football Weekly* and serves as founder and co-host of the television show with the same name. Hub began working for WGN in 1985 as an analyst on the pre- and post-game show and began filling in during Bear broadcasts in 1987. He

is a highly sought after guest on sports talk shows nationwide. Hub is a lifetime Chicagoan who attended Deerfield High and the University of Michigan.

## AFFILIATES

### ARIZONA (1)

KCKY-AM COOLIDGE

### ILLINOIS (29)

WBYS-FM CANTON  
WCIL-AM CARBONDALE  
WDWS-AM CHAMPAIGN  
WEIC-AM CHARLESTON  
WGN-AM CHICAGO  
WDAN-AM DANVILLE  
WDZ-AM DECATUR  
WFRL-AM FREEPORT  
WMOK-AM METROPOLIS  
WMOI-AM MONMOUTH  
WRAM-FM MONMOUTH  
WCSJ-AM MORRIS  
WCSJ-FM MORRIS  
WMIX-AM MT VERNON  
WSEI-FM OLNEY  
WFLN-AM OLNEY  
WXKO-FM PANA  
WIRL-AM PEORIA  
WAUR-AM PLANO  
WSPY-FM PLANO  
WZOE-AM PRINCETON  
WGEM-AM QUINCY  
WRHL-AM ROCHELLE  
WRHL-FM ROCHELLE  
WHCO-AM SPARTA  
WCVS-AM SPRINGFIELD  
WSDR-AM STERLING  
WFRX-AM W. FRANKFORT  
WFRX-FM W. FRANKFORT

### INDIANA (10)

WIFF-AM AUBURN  
WLYV-AM FORT WAYNE  
WCOE-FM LA PORTE  
WASK-AM LAFAYETTE  
WBAT-AM MARION  
WNZE-FM PLYMOUTH  
WLQI-FM RENSSELAER  
WSBT-AM SOUTH BEND  
WKUZ-FM WABASH  
WRSW-FM WARSAW

### IOWA (8)

KLBA-AM ALBIA  
KCPS-AM BURLINGTON  
KCIM-AM CARROLL  
KCRG-AM CEDAR RAPIDS  
WOC-AM DAVENPORT  
KRNT-AM DES MOINES  
KQTH-AM DUBUQUE  
KOKX-AM KEOKUK

### KENTUCKY (1)

WDXR-AM PADUCAH

### MICHIGAN (3)

WIMI-AM IRONWOOD  
WQSN-AM KALAMAZOO  
WPKR-AM WHITEHALL

### MISSOURI (2)

KAPE-AM CAPE GIRARDEAU  
KUSA-AM ST. LOUIS

### NEVADA (2)

KROL-AM LAS VEGAS  
KPLY-AM SPARKS

### OKLAHOMA (1)

KTRT-AM TULSA

### WISCONSIN (1)

WKPL-FM PLATTEVILLE



## NFL PHONE NUMBERS

NFL League Office	410 Park Ave, New York, NY 10022	(212) 758-1500
NFL Properties	410 Park Ave, New York, NY 10022	(212) 838-0660
NFL Films	330 Fellowship Road, Mt. Laurel, NJ 08054	(609) 778-1600
Pro Football Hall of Fame	2121 George Halas Dr. NW, Canton, OH 44708	(216) 456-8207
Elias Sports Bureau	500 Fifth Avenue, New York, NY 10036	(212) 869-1530

Team	PR Director	Phone Number
Atlanta Falcons	Charlie Taylor	(404) 945-1111
Buffalo Bills	Denny Lynch	(716) 648-1800
Chicago Bears	Bryan Harlan	(708) 295-6600
Cincinnati Bengals	Al Heim	(513) 621-3550
Cleveland Browns	Kevin Byrne	(216) 696-5555
Dallas Cowboys	Rich Dalrymple	(214) 556-9900
Denver Broncos	Jim Saccomano	(303) 649-9000
Detroit Lions	Bill Keenist	(313) 335-4131
Green Bay Packers	Lee Rimmel	(414) 494-2351
Houston Oilers	Chip Namias	(713) 797-9111
Indianapolis Colts	Craig Kelley	(317) 297-2658
Kansas City Chiefs	Bob Moore	(816) 924-9300
Los Angeles Raiders	Al LoCasale	(213) 322-3451
Los Angeles Rams	John Oswald	(714) 535-7267
Miami Dolphins	Harvey Greene	(305) 620-5000
Minnesota Vikings	Merrill Swanson	(612) 828-6500
New England Patriots	Pat Hanlon	(508) 543-8200
New Orleans Saints	Rusty Kasmiersky	(504) 733-0255
New York Giants	Ed Croke	(201) 935-8111
New York Jets	Frank Ramos	(212) 421-6600
Philadelphia Eagles	Ron Howard	(215) 463-2500
Phoenix Cardinals	Paul Jensen	(602) 967-1010
Pittsburgh Steelers	Dan Edwards	(412) 323-1200
San Diego Chargers	Bill Johnston	(619) 280-2111
San Francisco 49ers	Jerry Walker	(408) 562-4949
Seattle Seahawks	Gary Wright	(206) 827-9777
Tampa Bay Buccaneers	Rick Odioso	(813) 870-2700
Washington Redskins	Charlie Dayton	(703) 471-9100



## IMPORTANT DATES IN 1991

July 16	Rookies and veterans report to training camp — Platteville, WI
July 20	Intrasquad scrimmage — Pioneer Stadium, Platteville (2:00 PM CT)
July 26	Pre-season opener at Miami Dolphins (7:00 PM CT)
August 20	Roster cut to 60
August 26	Roster cut to 47
August 27	Clubs establish practice teams.
September 1	Regular season opener vs. Minnesota — Soldier Field (3:00 PM CT)
October 8	Trade deadline (3:00 PM CT)
October 23-24	NFL Fall meeting — Dallas, TX
December 23	Regular season closes
December 28-29	First Round Playoff games
January 4-5, 1992	Second Round Playoff games
January 12, 1992	Conference Championships
January 26, 1992	Super Bowl XXVI — Minneapolis, MN
February 2, 1992	Pro Bowl — Honolulu, HI





## MEDIA INFORMATION

**CREDENTIALS:** News media representatives who have not been issued season press credentials should request single game credentials in advance by writing or calling Bryan Harlan, Director of Public Relations, Halas Hall, 250 N. Washington Road, Lake Forest, IL 60045. (708) 295-6600. Credentials will be left at the PRESS WILL CALL window located at Gate 17 on the west side of the stadium. WILL CALL opens three hours before kickoff. Space is extremely limited in the Soldier Field Press Box, so guests are NOT permitted and credentials are limited to working press only.

**PHOTOGRAPHERS:** Sideline credentials for field photographers are issued by the Bears' PR department. Space limitations make it impossible to accredit free lance photographers who are not on specific assignment by a recognized sports or news publication. Sideline credentials must be reserved five days before the game and can be picked up at Gate 17.

**PARKING:** Media parking is limited at Soldier Field. Applications must be made in writing on company letterhead to Bryan Harlan.

**TELEPHONES:** The Bears cooperate with the Pro Football Writers Association telephone co-op system for copy transmission. Media outlets not participating in the PFWA system should make their own arrangements for dedicated phone service. To order phones in the Soldier Field Press Box call: Vito Sanchez at Illinois Bell (312) 750-2353.

**TO SOLDIER FIELD FROM O'HARE AIRPORT:** Take Kennedy Expressway to Congress Street. Exit East to Columbus Drive. Go right (south) on Columbus until it feeds into Lake Shore Drive South. Soldier Field will be on left. Entrance to parking is at south end of field (Waldron Drive).

**FROM SOLDIER FIELD TO O'HARE AIRPORT:** Take Lake Shore Drive South to I-55 (on right). Take I-55 to I-90/94. Exit North to Wisconsin. Follow signs to O'Hare.

**DIRECTIONS OUT OF PRESS BOX AFTER GAME:** Take press box elevator to first level concourse inside stadium; follow inside concourse to south end of stadium. Exit at Gate O. All taxi cabs are instructed to pick up at Gate O.

**POST-GAME TRANSPORTATION:** Please advise Bears' PR personnel as soon as possible should you require post-game transportation. Phone: (312) TAXI-CAB (829-4222).

**BEARS PR TELEPHONE NUMBERS:**

**Office:** (708) 295-6600

**Bryan Harlan:** (312) 975-8082 (home)

**John Bostrom:** (708) 398-0123 (home)

**Doug Green:** (708) 475-0723 (home)

### CHICAGO BEARS' 1991 ROAD HEADQUARTERS

Miami	Fort Lauderdale Marina Marriott	(305) 463-4000
Berlin, Germany	Inter-Continental	011-49-30-26020
Los Angeles	Stouffer Concourse	(213) 216-5858
Tampa Bay	Radisson Bay Harbor Inn	(813) 281-8900
Buffalo	Hyatt Regency	(716) 856-1234
Green Bay	Holiday Inn	(414) 499-5121
New Orleans	Hyatt Regency	(504) 561-1234
Minnesota	Minneapolis Hilton	(612) 331-1900
Indianapolis	Omni Severin-North	(317) 849-6668
Detroit	Troy Marriott	(313) 680-9797
San Francisco	Airport Westin	(415) 872-8105



# 1991 BEARS SCHEDULE

## PRE-SEASON

Date	Opponent	Time*	Network
Fri., July 26	@ Miami Dolphins	7:00 PM	WMAQ
Sat., Aug 3	San Francisco 49ers (in Berlin)	12:30 PM	NBC
Sun., Aug. 11	Phoenix Cardinals	7:00 PM	TNT
Sat., Aug. 17	@ Los Angeles Raiders	3:00 PM	WMAQ
Sat., Aug. 30	Buffalo Bills	8:00 PM	CBS

## REGULAR SEASON


Date	Opponent	Time*	Network
Sun., Sept. 1	MINNESOTA VIKINGS	3:00 PM	CBS
Sun., Sept. 8	@ Tampa Bay Buccaneers	Noon	CBS
Sun., Sept. 15	NEW YORK GIANTS	Noon	CBS
Mon., Sept. 23	NEW YORK JETS	8:00 PM	ABC
Sun., Sept. 29	@ Buffalo Bills	Noon	CBS
Sun., Oct. 6	WASHINGTON REDSKINS	Noon	CBS
Sun., Oct. 13	*** Off Week ***		
Thu., Oct. 17	@ Green Bay Packers	6:30 PM	TNT
Sun., Oct. 27	@ New Orleans Saints	Noon	CBS
Sun., Nov. 3	DETROIT LIONS	Noon	CBS
Mon., Nov. 11	@ Minnesota Vikings	8:00 PM	ABC
Sun., Nov. 17	@ Indianapolis Colts	Noon	CBS
Sun., Nov. 24	MIAMI DOLPHINS	Noon	NBC
Thu., Nov. 28	@ Detroit Lions (Thanksgiving)	11:30 AM	CBS
Sun., Dec. 8	GREEN BAY PACKERS	Noon	CBS
Sat., Dec. 15	TAMPA BAY BUCCANEERS	11:30 AM	CBS
Mon., Dec. 23	@ San Francisco 49ers	8:00 PM	ABC

\*Chicago time



# UNITED AIRLINES

*The Official Airline of the Chicago Bears*



Twenty-seven seconds to go. The ball on your forty.  
Seven points to win. It all comes down to this.  
**Can't Beat The Real Thing.**

